

**GOVERNMENT OF ASSAM**



**SIXTH ECONOMIC CENSUS  
ABSTRACT-2013, ASSAM**

**DIRECTORATE OF ECONOMICS AND STATISTICS,  
ASSAM, GUWAHATI-781028**

**GOVERNMENT OF ASSAM**



सत्यमेव जयते

**SIXTH ECONOMIC CENSUS  
ABSTRACT-2013, ASSAM**

**DIRECTORATE OF ECONOMICS AND STATISTICS,  
ASSAM, GUWAHATI-781028**

## *PREFACE*

The Sixth Economic Census has been a joint effort of a Central Statistics Office (CSO) and Directorate of Economics & Statistics (DESs) of States/UTs. It was conducted in the entire State during January, 2013-July, 2013 along with rest of the country. It was one of the most complex and massive statistical as well as administrative exercises in respect of organizing and imparting training to the field functionaries at various levels, conducting of field works, scrutiny and coding of filled in schedules etc.

The few important initiatives were incorporated in the Sixth Economic Census .Viz.( I) The Enumeration Blocks (EBs) of Population Census,2011 as the basic enumeration unit both in rural and urban areas duly supported by Census Frame consisting of Layout Map, Abridged House List and Charge Register for ensuring proper coverage of houses and establishment.(II) Keeping in view the international practices, the establishments falls under the public administration ,defence & compulsory social security services has been excluded in the Sixth Economic Census due to the organizational structure and inclusion of activities in general government sectors. (iii) Canvassing of a separate schedule “Directory of Establishment” for the establishment employing 8 or more than 8 and would provide its outcomes for preparation of Business Register. Handicraft /Handloom establishments were indentified separately for the first time and number of persons working therein was also collected during the time of field work of Sixth Economic Census.

The results of Sixth Economic Census, 2013 pertaining to the state of Assam were tabulated in the abstract.It contains some important district wise and broad activity wise tables on selected aggregates of the final outputs. Intelligent Character Recognition (ICR) technology has been used in the time of data processing of Sixth Economic Census to avoid any possible error during transcription of data.

I would like to express my gratitude to the Central Statistics Office, Ministry of Statistics and Programme Implementation, Government of India for its valuable guidance, which enabled us to complete the massive exercise in successful manner within stipulated period.

I also convey my sincere thanks to the Deputy Commissioners and all the other officers in the District who are responsible directly or indirectly for successful conduct of Sixth Economic Census in the State.

The entire work of Sixth Economic Census which was conducted successfully would not have been possible without the co-operation of different Government Department/Board/Corporation and specially the teachers. I would like to thank all of them associated with conducting the fieldwork of Sixth Economic Census

I place on record the tireless efforts of all District Level Officers of Directorate of Economics and Statistics and their staff for doing their best for timely completion of field work despite their limitations.


My appreciation is to all the officers and staff of the Directorate who worked together as a team in conducting the Sixth Economic Census successfully and bringing out the report. I wish to record my special appreciation to Shri Purbajyoti .Das, Senior Research Officer whose untiring efforts has made it possible to initiate the census work and complete the field work successfully.

I, hope that this report will be useful for policy makers, planners, administrators, academic personnel, industrialists and others.

Suggestions for improvement of the publication are most welcome.

Place: Guwahati

Date: December' 2016



(P. K. Goswami)

Director of Economics and Statistics, Assam  
Jawaharnagar, Guwahati-28

## LIST OF TABLES

| Tables No   | Title  | Page      |
|-------------|--|-----------|
| <b>1.1</b>  | Total No. of Establishments by Broad activity, Sector (Rural/Urban/Combined) and type of Establishment (Without Hired Workers, With At least one Hired Worker and total) | <b>1</b>  |
| <b>1.2</b>  | Broad Activity wise total number of persons employed in all establishments by sector and type of establishment   | <b>2</b>  |
| <b>2.1</b>  | District wise total number of establishments for all broad activity by sector and type of establishment  | <b>3</b>  |
| <b>2.2</b>  | District wise total number of establishments for agricultural activities by sector and type of establishment   | <b>4</b>  |
| <b>2.3</b>  | District wise total number of establishments for non-agricultural activities by sector and type of establishment   | <b>5</b>  |
| <b>3.1</b>  | District wise total number of establishments engaged in Agriculture other than crop production & plantation by sector and type of establishment                          | <b>6</b>  |
| <b>3.2</b>  | District wise total number of establishments engaged in livestock by sector and type of establishment  | <b>7</b>  |
| <b>3.3</b>  | District wise total number of establishments engaged in Forestry and Logging by sector and type of establishment   | <b>8</b>  |
| <b>3.4</b>  | District wise total number of establishments engaged in Fishing and Aquaculture by sector and type of establishment  | <b>9</b>  |
| <b>3.5</b>  | District wise total number of establishments engaged in Mining and quarrying by sector and type of   | <b>10</b> |
| <b>3.6</b>  | District wise total number of establishments engaged in Manufacturing by sector and type of establishment  | <b>11</b> |
| <b>3.7</b>  | District wise total number of establishments engaged in Electricity, gas, steam and air conditioning by sector and type of establishment                                 | <b>12</b> |
| <b>3.8</b>  | District wise total number of establishments engaged in Water supply, sewerage, waste management and remediation by sector and type of establishment                     | <b>13</b> |
| <b>3.9</b>  | District wise total number of establishments engaged in Construction by sector and type of establishment   | <b>14</b> |
| <b>3.10</b> | District wise total number of establishments engaged in Wholesale, retail trade and repair of motor vehicles and motor cycles by sector and type of establishment        | <b>15</b> |
| <b>3.11</b> | District wise total number of establishments engaged in Wholesale trade ( not covered in table 2.10 ) by sector and type of establishment                                | <b>16</b> |
| <b>3.12</b> | District wise total number of establishments engaged in Retail trade ( not covered in table 2.10 ) by sector and type of establishment                                   | <b>17</b> |
| <b>3.13</b> | District wise total number of establishments engaged in Transportation and storage by sector and type of establishment   | <b>18</b> |
| <b>3.14</b> | District wise total number of establishments engaged in Accommodation and Food service activities by sector and type of establishment                                    | <b>19</b> |
| <b>3.15</b> | District wise total number of establishments engaged in Information and communication by sector and type of establishment  | <b>20</b> |
| <b>3.16</b> | District wise total number of establishments engaged in Financial and insurance activities by sector and type of establishment   | <b>21</b> |

|             |  |           |
|-------------|--|-----------|
| <b>3.17</b> | District wise total number of establishments engaged in Real estate activities by sector and type of establishment   | <b>22</b> |
| <b>3.18</b> | District wise total number of establishments engaged in Professional, scientific and technical activities by sector and type of establishment                  | <b>23</b> |
| <b>3.19</b> | District wise total number of establishments engaged in Administrative and support service activities by sector and type of establishment                      | <b>24</b> |
| <b>3.20</b> | District wise total number of establishments engaged in Education by sector and type of establishment  | <b>25</b> |
| <b>3.21</b> | District wise total number of establishments engaged in Human health and social work activities by sector and type of establishment                            | <b>26</b> |
| <b>3.22</b> | District wise total number of establishments engaged in Arts entertainment, sports and amusement and recreation activities by sector and type of establishment | <b>27</b> |
| <b>3.23</b> | District wise total number of establishments engaged in Other service activities not elsewhere classified by sector and type of establishment                  | <b>28</b> |
| <b>4.1</b>  | District wise total number of persons employed in agriculture other than crop production & plantation by sector and type of establishment                      | <b>29</b> |
| <b>4.2</b>  | District wise total number of persons employed in Livestock by sector and type of establishment  | <b>30</b> |
| <b>4.3</b>  | District wise total number of persons employed in Forestry and Logging by sector and type of establishment   | <b>31</b> |
| <b>4.4</b>  | District wise total number of persons employed in Fishing and Aquaculture by sector and type of establishment  | <b>32</b> |
| <b>4.5</b>  | District wise total number of persons employed in Mining and quarrying by sector and type of establishment   | <b>33</b> |
| <b>4.6</b>  | District wise total number of persons employed in Manufacturing by sector and type of establishment  | <b>34</b> |
| <b>4.7</b>  | District wise total number of persons employed in Electricity, gas, steam and air conditioning by sector and type of establishment                             | <b>35</b> |
| <b>4.8</b>  | District wise total number of persons employed in Water supply, sewerage, waste management and remediation by sector and type of establishment                 | <b>36</b> |
| <b>4.9</b>  | District wise total number of persons employed in Construction by sector and type of establishment   | <b>37</b> |
| <b>4.10</b> | District wise total number of persons employed in Wholesale, retail trade and repair of motor vehicles and motor cycles by sector and type of establishment    | <b>38</b> |
| <b>4.11</b> | District wise total number of persons employed in Wholesale trade ( not covered in table 4.10 ) by sector and type of establishment                            | <b>39</b> |
| <b>4.12</b> | District wise total number of persons employed in Retail trade ( not covered in table 4.10 ) by sector and type of establishment                               | <b>40</b> |
| <b>4.13</b> | District wise total number of persons employed in Transportation and storage by sector and type of establishment   | <b>41</b> |
| <b>4.14</b> | District wise total number of persons employed in Accommodation and Food service activities by sector and type of establishment                                | <b>42</b> |
| <b>4.15</b> | District wise total number of persons employed in Information and communication by sector and type of establishment  | <b>43</b> |
| <b>4.16</b> | District wise total number persons employed in Financial and insurance activities by sector and type of establishment  | <b>44</b> |
| <b>4.17</b> | District wise total number of persons employed in Real estate activities by sector and type of establishment   | <b>45</b> |
| <b>4.18</b> | District wise total number of establishments engaged in Professional, scientific and technical activities by sector and type of establishment                  | <b>46</b> |
| <b>4.19</b> | District wise total number of persons employed in Administrative and support service activities by sector and type of establishment                            | <b>47</b> |
| <b>4.20</b> | District wise total number of persons employed in Education by sector and type of establishment  | <b>48</b> |

|             |   |           |
|-------------|---|-----------|
| <b>4.21</b> | District wise total number of persons employed in Human health and social work activities by sector and type of establishment   | <b>49</b> |
| <b>4.22</b> | District wise total number persons employed in Arts entertainment, sports and amusement and recreation activities by sector and type of establishment                     | <b>50</b> |
| <b>4.23</b> | District wise total number of persons employed in Other service activities not elsewhere classified by sector and type of establishment                                   | <b>51</b> |
| <b>5.1</b>  | District wise total number of persons employed in agricultural activities by sector and type of establishment   | <b>52</b> |
| <b>5.2</b>  | District wise total number of persons employed in non-agricultural activities by sector and type of establishment   | <b>53</b> |
| <b>5.3</b>  | District wise total number of persons employed for all activities by sector and type of establishment   | <b>54</b> |
| <b>5.4</b>  | District wise distribution of agricultural establishments by broad activity group   | <b>55</b> |
| <b>5.5</b>  | District wise distribution of persons employed in agricultural establishments by broad activity group   | <b>56</b> |
| <b>6.1</b>  | Broad activity wise total number of establishments by sector  | <b>57</b> |
| <b>6.2</b>  | District wise total number of establishments by sector ( Rural / Urban / Combined ) for all broad activity  | <b>58</b> |
| <b>7.1</b>  | District wise total number of establishments engaged in agriculture other than crop production & plantation by sector and structure of establishment                      | <b>59</b> |
| <b>7.2</b>  | District wise total number of establishments engaged in Livestock by sector and structure of establishment  | <b>60</b> |
| <b>7.3</b>  | District wise total number of establishments engaged in Forestry and Logging by sector and structure of establishment   | <b>61</b> |
| <b>7.4</b>  | District wise total number of establishments engaged in Fishing and aquaculture by sector and structure of establishment  | <b>62</b> |
| <b>7.5</b>  | District wise total number of establishments engaged in Mining and quarrying by sector and structure of establishment   | <b>63</b> |
| <b>7.6</b>  | District wise total number of establishments engaged in Manufacturing by sector and structure of establishment  | <b>64</b> |
| <b>7.7</b>  | District wise total number of establishments engaged in Electricity, gas, steam and air conditioning supply by sector and structure of establishment                      | <b>65</b> |
| <b>7.8</b>  | District wise total number of establishments engaged in Water supply, sewerage, waste management and remediation activities by sector and structure of establishment      | <b>66</b> |
| <b>7.9</b>  | District wise total number of establishments engaged in Construction by sector and structure of establishment   | <b>67</b> |
| <b>7.10</b> | District wise total number of establishments engaged in Whole sale trade, retail trade & repair of motor vehicles & motor cycles by sector and structure of establishment | <b>68</b> |
| <b>7.11</b> | District wise total number of establishments engaged in Wholesale trade ( not covered in table 7.10 ) by sector and structure of establishment                            | <b>69</b> |
| <b>7.12</b> | District wise total number of establishments engaged in Retail trade ( not covered in table 7.10 ) by sector and structure of establishment                               | <b>70</b> |
| <b>7.13</b> | District wise total number of establishments engaged in Transportation and storage by sector and structure of establishment   | <b>71</b> |
| <b>7.14</b> | District wise total number of establishments engaged in Accommodation and Food service activities by sector and structure of establishment                                | <b>72</b> |
| <b>7.15</b> | District wise total number of establishments engaged in Information and communication by sector and structure of establishment  | <b>73</b> |
| <b>7.16</b> | District wise total number of establishments engaged in Financial and insurance activities by sector and structure of establishment                                       | <b>74</b> |

|             |   |                |
|-------------|---|----------------|
| <b>7.17</b> | District wise total number of establishments engaged in Real estate activities by sector and structure of establishment   | <b>75</b>      |
| <b>7.18</b> | District wise total number of establishments engaged in Professional, scientific and technical activities by sector and structure of establishment                  | <b>76</b>      |
| <b>7.19</b> | District wise total number of establishments engaged in Administrative and support service activities by sector and structure of establishment                      | <b>77</b>      |
| <b>7.20</b> | District wise total number of establishments engaged in Education by sector and structure of establishment  | <b>78</b>      |
| <b>7.21</b> | District wise total number of establishments engaged in Human health and social work activities by sector and structure of establishment                            | <b>79</b>      |
| <b>7.22</b> | District wise total number of establishments engaged in Arts entertainment, sports and amusement and recreation activities by sector and structure of establishment | <b>80</b>      |
| <b>7.23</b> | District wise total number of establishments engaged in Other service activities not elsewhere classified by sector and structure of establishment                  | <b>81</b>      |
| <b>8.1</b>  | Broad activity wise total number of establishments by type of ownership   | <b>82</b>      |
| <b>8.2</b>  | Broad activity wise total number of rural establishments by type of ownership   | <b>83</b>      |
| <b>8.3</b>  | Broad activity wise total number of urban establishments by type of ownership   | <b>84</b>      |
| <b>9.1</b>  | Broad activity wise total number of persons employed in all establishments by type of ownership   | <b>85</b>      |
| <b>9.2</b>  | Broad activity wise total number of persons employed in all rural establishments by type of ownership   | <b>86</b>      |
| <b>9.3</b>  | Broad activity wise total number of persons employed in all urban establishments by type of ownership   | <b>87</b>      |
| <b>10.1</b> | Broad activity wise number and percentage distribution of proprietary establishments by social group of the owner   | <b>88</b>      |
| <b>10.2</b> | Broad activity wise number and percentage distribution of persons employed in proprietary establishments by social group of the owner                               | <b>89</b>      |
| <b>11.1</b> | Broad activity wise number and percentage distribution of proprietary establishments by religion of the owner   | <b>90</b>      |
| <b>11.2</b> | Broad activity wise Number and Percentage distribution of persons employed in proprietary establishments by religion of the owner                                   | <b>91</b>      |
| <b>12.1</b> | Broad Activity wise distribution of proprietary establishments by sex (Male, Female, Others) of the owner   | <b>92</b>      |
| <b>12.2</b> | Broad Activity wise distribution of proprietary establishments located in rural areas by sex (Male, Female, Others) of the owner                                    | <b>93</b>      |
| <b>12.3</b> | Broad Activity wise distribution of proprietary establishments located in urban areas by sex (Male, Female, Others) of the owner                                    | <b>94</b>      |
| <b>13.1</b> | Broad activity wise number and percentage distribution of establishments by sector and nature of operation  | <b>95</b>      |
| <b>13.2</b> | Broad activity wise number of persons employed sector and nature of operation   | <b>96</b>      |
| <b>14.1</b> | District wise number of establishments by sector and nature of operation  | <b>97</b>      |
| <b>14.2</b> | District wise number of persons employed by sector and nature of operation  | <b>98</b>      |
| <b>15.1</b> | Broad activity wise number of establishments by sector and major source of finance  | <b>99-100</b>  |
| <b>15.2</b> | District wise number of establishments by sector and major source of finance  | <b>101-102</b> |
| <b>16.0</b> | Broad activity wise number of persons employed by sector  | <b>103-104</b> |
| <b>17.1</b> | Broad activity wise distribution of establishments by size class of employment in Assam   | <b>105</b>     |
| <b>17.2</b> | Broad activity wise distribution of own account establishments by size class of employment in Assam   | <b>106</b>     |



|             |  |                |
|-------------|--|----------------|
| <b>17.3</b> | Broad activity wise distribution of establishments with at least one hired worker by size class of employment in Assam                                 | <b>107</b>     |
| <b>17.4</b> | Broad activity wise distribution of establishments by size class of employment in Assam  | <b>108</b>     |
| <b>18.1</b> | Total No. of establishments under Women Entrepreneurs by Broad activity, sector and type of establishment  | <b>109</b>     |
| <b>18.2</b> | Broad Activity wise total number of persons employed in establishments under Women Entrepreneurs by sector and type of establishment                   | <b>110</b>     |
| <b>18.3</b> | District wise total number of establishments under women entrepreneurs by sector and type of establishments  | <b>111</b>     |
| <b>18.4</b> | District wise total number of persons employed in establishments under women entrepreneurs by sector and type of establishments                        | <b>112</b>     |
| <b>18.5</b> | District wise total number of establishments under women entrepreneurs by social group of the women entrepreneur                                       | <b>113</b>     |
| <b>18.6</b> | District and sector wise total number of establishments under women entrepreneurs by nature of operation   | <b>114</b>     |
| <b>18.7</b> | District and sector wise total number of persons employed in establishments under women entrepreneurs by nature of operation                           | <b>115</b>     |
| <b>18.8</b> | District wise total number of establishments under women entrepreneurs by major source of finance  | <b>116</b>     |
| <b>19.1</b> | District wise total number of handloom / handicraft establishments by sector and type of establishments  | <b>117</b>     |
| <b>19.2</b> | District wise total number of persons employed in handloom / handicraft establishments by sector and type of establishments                            | <b>118</b>     |
| <b>19.3</b> | District wise total number of persons employed in handloom / handicraft establishments and type of ownership   | <b>119</b>     |
| <b>19.4</b> | District wise total number of handloom / handicraft establishments under proprietary ownership by sector and social Group of owner                     | <b>120</b>     |
| <b>19.5</b> | District wise total number of persons employed in handloom / handicraft establishments under proprietary ownership by sector and social group of owner | <b>121</b>     |
| <b>19.6</b> | District wise total number of handloom / handicraft establishments by sector and nature of operation   | <b>122</b>     |
| <b>19.7</b> | District wise total number of persons employed in handloom / handicraft establishments by sector and nature of Operation                               | <b>123</b>     |
| <b>19.8</b> | District wise total number of handloom / handicraft establishments under women entrepreneurs by sector and type of establishment                       | <b>124</b>     |
| <b>20.1</b> | Broad activity wise total number of establishments with 8 or more persons employed by sector   | <b>125</b>     |
| <b>20.2</b> | Broad activity wise total number of persons employed in establishments with 8 or more persons employed by sector                                       | <b>126</b>     |
|             | Pictorial Presentation   | <b>127-131</b> |



**Table-1.1: Total No. of Establishments by Broad activity, Sector (Rural/Urban/Combined) and type of Establishment (Without Hired Workers, With At least one Hired Worker and total )**

| Broad Activity  | Rural                 |                                |                | Urban                 |                                |               | Combined              |                                |                |
|---|-----------------------|--------------------------------|----------------|-----------------------|--------------------------------|---------------|-----------------------|--------------------------------|----------------|
|   | Without Hired Workers | With At least One Hired Worker | Total          | Without Hired Workers | With At least One Hired Worker | Total         | Without Hired Workers | With At least One Hired Worker | Total          |
| 01 - Activities relating to agriculture other than crop production & plantation | 19783                 | 8842                           | 28625          | 998                   | 237                            | 1235          | 20781                 | 9079                           | 29860          |
| 02 - Livestock  | 107006                | 8669                           | 115675         | 10098                 | 1406                           | 11504         | 117104                | 10075                          | 127179         |
| 03 - Forestry and Logging   | 11982                 | 1116                           | 13098          | 591                   | 187                            | 778           | 12573                 | 1303                           | 13876          |
| 04 - Fishing and aqua culture   | 44501                 | 4317                           | 48818          | 1951                  | 236                            | 2187          | 46452                 | 4553                           | 51005          |
| <b>Agricultural Activities</b>  | <b>183272</b>         | <b>22944</b>                   | <b>206216</b>  | <b>13638</b>          | <b>2066</b>                    | <b>15704</b>  | <b>196910</b>         | <b>25010</b>                   | <b>221920</b>  |
| 05 - Mining and quarrying   | 2309                  | 818                            | 3127           | 89                    | 130                            | 219           | 2398                  | 948                            | 3346           |
| 06 - Manufacturing  | 111118                | 44097                          | 155215         | 26695                 | 28170                          | 54865         | 137813                | 72267                          | 210080         |
| 07 - Electricity, gas, steam and air conditioning supply                        | 183                   | 730                            | 913            | 73                    | 317                            | 390           | 256                   | 1047                           | 1303           |
| 08 - Water supply, sewerage, waste management and remediation activities        | 3657                  | 3653                           | 7310           | 1852                  | 972                            | 2824          | 5509                  | 4625                           | 10134          |
| 09 - Construction   | 59081                 | 36025                          | 95106          | 17972                 | 12394                          | 30366         | 77053                 | 48419                          | 125472         |
| 10- Whole sale trade, retail trade & repair of motor vehicles & motor cycles    | 4730                  | 4755                           | 9485           | 4056                  | 10409                          | 14465         | 8786                  | 15164                          | 23950          |
| 11 - Whole sale trade ( not covered in item-10 above )                          | 37819                 | 8487                           | 46306          | 8637                  | 9953                           | 18590         | 46456                 | 18440                          | 64896          |
| 12 - Retail trade ( not covered in item-10 above )                              | 446838                | 56943                          | 503781         | 156154                | 69369                          | 225523        | 602992                | 126312                         | 729304         |
| 13 - Transportation and storage   | 94299                 | 18616                          | 112915         | 38926                 | 9512                           | 48438         | 133225                | 28128                          | 161353         |
| 14 - Accommodation and Food service activities                                  | 23418                 | 18103                          | 41521          | 9776                  | 15969                          | 25745         | 33194                 | 34072                          | 67266          |
| 15 - Information & communication  | 2073                  | 1568                           | 3641           | 2322                  | 2234                           | 4556          | 4395                  | 3802                           | 8197           |
| 16 - Financial and insurance activities   | 7406                  | 1780                           | 9186           | 5312                  | 2778                           | 8090          | 12718                 | 4558                           | 17276          |
| 17 - Real estate activities   | 4616                  | 269                            | 4885           | 33028                 | 967                            | 33995         | 37644                 | 1236                           | 38880          |
| 18 - Professional, scientific & technical activities                            | 2239                  | 2220                           | 4459           | 2803                  | 2747                           | 5550          | 5042                  | 4967                           | 10009          |
| 19 - Administrative and support service activities                              | 5862                  | 4633                           | 10495          | 5646                  | 4974                           | 10620         | 11508                 | 9607                           | 21115          |
| 20 - Education  | 9042                  | 82154                          | 91196          | 7433                  | 8840                           | 16273         | 16475                 | 90994                          | 107469         |
| 21 - Human health & social work activities                                      | 3362                  | 6439                           | 9801           | 1978                  | 3262                           | 5240          | 5340                  | 9701                           | 15041          |
| 22 - Arts entertainment, sports & amusement and recreation                      | 3515                  | 3148                           | 6663           | 1498                  | 1205                           | 2703          | 5013                  | 4353                           | 9366           |
| 23 - Other service activities not elsewhere classified                          | 72749                 | 46312                          | 119061         | 27720                 | 16639                          | 44359         | 100469                | 62951                          | 163420         |
| <b>Non-Agricultural Activities</b>  | <b>894316</b>         | <b>340750</b>                  | <b>1235066</b> | <b>351970</b>         | <b>200841</b>                  | <b>552811</b> | <b>1246286</b>        | <b>541591</b>                  | <b>1787877</b> |
| <b>Total</b>  | <b>1077588</b>        | <b>363694</b>                  | <b>1441282</b> | <b>365608</b>         | <b>202907</b>                  | <b>568515</b> | <b>1443196</b>        | <b>566601</b>                  | <b>2009797</b> |

**Table 1.2: Broad Activity wise total number of persons employed in all establishments by sector and type of establishment**

| Board Activity  | Number of persons employed |                                |                |                       |                                |                |                       |                                |                |
|---|----------------------------|--------------------------------|----------------|-----------------------|--------------------------------|----------------|-----------------------|--------------------------------|----------------|
|   | Rural                      |                                |                | Urban                 |                                |                | Combined              |                                |                |
|   | Type of establishment      |                                |                | Type of establishment |                                |                | Type of establishment |                                |                |
|   | Without Hired Workers      | With At least One Hired Worker | Total          | Without Hired Workers | With At least One Hired Worker | Total          | Without Hired Workers | With At least One Hired Worker | Total          |
| 01 - Activities relating to agriculture other than crop production & plantation | 28169                      | 39535                          | 67704          | 1194                  | 820                            | 2014           | 29363                 | 40355                          | 69718          |
| 02 - Livestock  | 172192                     | 25005                          | 197197         | 15897                 | 4253                           | 20150          | 188089                | 29258                          | 217347         |
| 03 - Forestry and Logging   | 13990                      | 3314                           | 17304          | 665                   | 739                            | 1404           | 14655                 | 4053                           | 18708          |
| 04 - Fishing and aqua culture   | 58572                      | 12006                          | 70578          | 2320                  | 680                            | 3000           | 60892                 | 12686                          | 73578          |
| <b>Agricultural Activities</b>  | <b>272923</b>              | <b>79860</b>                   | <b>352783</b>  | <b>20076</b>          | <b>6492</b>                    | <b>26568</b>   | <b>292999</b>         | <b>86352</b>                   | <b>379351</b>  |
| 05 - Mining and quarrying   | 2693                       | 6796                           | 9489           | 94                    | 2361                           | 2455           | 2787                  | 9157                           | 11944          |
| 06 - Manufacturing  | 158947                     | 283712                         | 442659         | 34568                 | 114015                         | 148583         | 193515                | 397727                         | 591242         |
| 07 - Electricity, gas, steam and air conditioning supply                        | 245                        | 5005                           | 5250           | 89                    | 5118                           | 5207           | 334                   | 10123                          | 10457          |
| 08 - Water supply, sewerage, waste management and remediation activities        | 3925                       | 7846                           | 11771          | 2003                  | 3307                           | 5310           | 5928                  | 11153                          | 17081          |
| 09 - Construction   | 61833                      | 107295                         | 169128         | 18527                 | 42330                          | 60857          | 80360                 | 149625                         | 229985         |
| 10- Whole sale trade, retail trade & repair of motor vehicles & motor cycles    | 5453                       | 15981                          | 21434          | 4679                  | 40767                          | 45446          | 10132                 | 56748                          | 66880          |
| 11 - Whole sale trade ( not covered in item-10 above )                          | 45214                      | 27524                          | 72738          | 9995                  | 36723                          | 46718          | 55209                 | 64247                          | 119456         |
| 12 - Retail trade ( not covered in item-10 above )                              | 501360                     | 135712                         | 637072         | 173587                | 189746                         | 363333         | 674947                | 325458                         | 1000405        |
| 13 - Transportation and storage   | 96760                      | 48795                          | 145555         | 39571                 | 35701                          | 75272          | 136331                | 84496                          | 220827         |
| 14 - Accommodation and Food service activities                                  | 32991                      | 58005                          | 90996          | 12934                 | 63777                          | 76711          | 45925                 | 121782                         | 167707         |
| 15 - Information & communication  | 2313                       | 3688                           | 6001           | 2536                  | 12220                          | 14756          | 4849                  | 15908                          | 20757          |
| 16 - Financial and insurance activities   | 17838                      | 8385                           | 26223          | 6175                  | 24215                          | 30390          | 24013                 | 32600                          | 56613          |
| 17 - Real estate activities   | 4936                       | 2049                           | 6985           | 35320                 | 2924                           | 38244          | 40256                 | 4973                           | 45229          |
| 18 - Professional, scientific & technical activities                            | 2491                       | 15674                          | 18165          | 3136                  | 17050                          | 20186          | 5627                  | 32724                          | 38351          |
| 19 - Administrative and support service activities                              | 7037                       | 22634                          | 29671          | 6295                  | 19782                          | 26077          | 13332                 | 42416                          | 55748          |
| 20 - Education  | 13237                      | 373754                         | 386991         | 8030                  | 83660                          | 91690          | 21267                 | 457414                         | 478681         |
| 21 - Human health & social work activities                                      | 5775                       | 94274                          | 100049         | 2596                  | 33284                          | 35880          | 8371                  | 127558                         | 135929         |
| 22 - Arts entertainment, sports & amusement and recreation                      | 7599                       | 8837                           | 16436          | 2464                  | 5326                           | 7790           | 10063                 | 14163                          | 24226          |
| 23 - Other service activities not elsewhere classified                          | 84050                      | 89859                          | 173909         | 31781                 | 42811                          | 74592          | 115831                | 132670                         | 248501         |
| <b>Non-Agricultural Activities</b>  | <b>1054697</b>             | <b>1315825</b>                 | <b>2370522</b> | <b>394380</b>         | <b>775117</b>                  | <b>1169497</b> | <b>1449077</b>        | <b>2090942</b>                 | <b>3540019</b> |
| <b>Total</b>  | <b>1327620</b>             | <b>1395685</b>                 | <b>2723305</b> | <b>414456</b>         | <b>781609</b>                  | <b>1196065</b> | <b>1742076</b>        | <b>2177294</b>                 | <b>3919370</b> |

**Table-2.1 : District wise total number of establishments for all broad activity by sector and type of establishment**

| District                 | Rural                 |                               |                | Urban                 |                                |               | Combined              |                                |                |
|--------------------------|-----------------------|-------------------------------|----------------|-----------------------|--------------------------------|---------------|-----------------------|--------------------------------|----------------|
|                          | Without Hired Workers | With Atleast One Hired Worker | Total          | Without Hired Workers | With At least One Hired Worker | Total         | Without Hired Workers | With At least One Hired Worker | Total          |
| 01 - Kokrajhar           | 31713                 | 8542                          | 40255          | 5019                  | 3010                           | 8029          | 36732                 | 11552                          | 48284          |
| 02 - Dhubri              | 52312                 | 19181                         | 71493          | 13176                 | 6183                           | 19359         | 65488                 | 25364                          | 90852          |
| 03 - Goalpara            | 26226                 | 14072                         | 40298          | 6819                  | 3980                           | 10799         | 33045                 | 18052                          | 51097          |
| 04 - Barpeta             | 113430                | 27584                         | 141014         | 19170                 | 10197                          | 29367         | 132600                | 37781                          | 170381         |
| 05 - Morigaon            | 25568                 | 10119                         | 35687          | 5240                  | 2854                           | 8094          | 30808                 | 12973                          | 43781          |
| 06 - Nagaon              | 100337                | 44403                         | 144740         | 29535                 | 18439                          | 47974         | 129872                | 62842                          | 192714         |
| 07 - Sonitpur            | 49430                 | 22356                         | 71786          | 11376                 | 8304                           | 19680         | 60806                 | 30660                          | 91466          |
| 08 - Lakhimpur           | 31179                 | 13259                         | 44438          | 7091                  | 5039                           | 12130         | 38270                 | 18298                          | 56568          |
| 09 - Dhemaji             | 17028                 | 6881                          | 23909          | 2621                  | 1692                           | 4313          | 19649                 | 8573                           | 28222          |
| 10 - Tinsukia            | 26737                 | 15259                         | 41996          | 18523                 | 10574                          | 29097         | 45260                 | 25833                          | 71093          |
| 11 - Dibrugarh           | 32254                 | 11677                         | 43931          | 16421                 | 8556                           | 24977         | 48675                 | 20233                          | 68908          |
| 12 - Sivasagar           | 38492                 | 16004                         | 54496          | 7725                  | 5650                           | 13375         | 46217                 | 21654                          | 67871          |
| 13 - Jorhat              | 48314                 | 14311                         | 62625          | 17504                 | 8554                           | 26058         | 65818                 | 22865                          | 88683          |
| 14 - Golaghat            | 35507                 | 16817                         | 52324          | 6614                  | 4843                           | 11457         | 42121                 | 21660                          | 63781          |
| 15 - Karbi Anglong       | 36480                 | 7663                          | 44143          | 8089                  | 3000                           | 11089         | 44569                 | 10663                          | 55232          |
| 16 - Dima Hasao          | 12274                 | 2016                          | 14290          | 4416                  | 1510                           | 5926          | 16690                 | 3526                           | 20216          |
| 17 - Cachar              | 95244                 | 12068                         | 107312         | 21916                 | 6649                           | 28565         | 117160                | 18717                          | 135877         |
| 18 - Karimganj           | 67418                 | 9609                          | 77027          | 7653                  | 2710                           | 10363         | 75071                 | 12319                          | 87390          |
| 19 - Hailakandi          | 28532                 | 6484                          | 35016          | 4803                  | 1283                           | 6086          | 33335                 | 7767                           | 41102          |
| 20 - Bongaigaon          | 19805                 | 9210                          | 29015          | 9316                  | 5363                           | 14679         | 29121                 | 14573                          | 43694          |
| 21 - Chirang             | 10161                 | 4118                          | 14279          | 1237                  | 1333                           | 2570          | 11398                 | 5451                           | 16849          |
| 22 - Kamrup              | 53748                 | 24208                         | 77956          | 8578                  | 5193                           | 13771         | 62326                 | 29401                          | 91727          |
| 23 - Kamrup Metropolitan | 9633                  | 3944                          | 13577          | 118299                | 70009                          | 188308        | 127932                | 73953                          | 201885         |
| 24 - Nalbari             | 34608                 | 11109                         | 45717          | 6268                  | 3100                           | 9368          | 40876                 | 14209                          | 55085          |
| 25 -Baksa                | 32977                 | 13101                         | 46078          | 657                   | 469                            | 1126          | 33634                 | 13570                          | 47204          |
| 26 - Darrang             | 25471                 | 11815                         | 37286          | 4447                  | 2725                           | 7172          | 29918                 | 14540                          | 44458          |
| 27 - Udalguri            | 22710                 | 7884                          | 30594          | 3095                  | 1688                           | 4783          | 25805                 | 9572                           | 35377          |
| <b>Total</b>             | <b>1077588</b>        | <b>363694</b>                 | <b>1441282</b> | <b>365608</b>         | <b>202907</b>                  | <b>568515</b> | <b>1443196</b>        | <b>566601</b>                  | <b>2009797</b> |

**Table-2.2 : District wise total number of establishments for agricultural activities by sector and type of establishment**

| District                 | Rural                 |                                |               | Urban                 |                                |              | Combined              |                                |               |
|--------------------------|-----------------------|--------------------------------|---------------|-----------------------|--------------------------------|--------------|-----------------------|--------------------------------|---------------|
|                          | Without Hired Workers | With At least One Hired Worker | Total         | Without Hired Workers | With At least One Hired Worker | Total        | Without Hired Workers | With At least One Hired Worker | Total         |
| 01 - Kokrajhar           | 5870                  | 381                            | 6251          | 103                   | 15                             | 118          | 5973                  | 396                            | 6369          |
| 02 - Dhubri              | 5349                  | 430                            | 5779          | 661                   | 43                             | 704          | 6010                  | 473                            | 6483          |
| 03 - Goalpara            | 2819                  | 611                            | 3430          | 231                   | 43                             | 274          | 3050                  | 654                            | 3704          |
| 04 - Barpeta             | 40775                 | 1960                           | 42735         | 4523                  | 204                            | 4727         | 45298                 | 2164                           | 47462         |
| 05 - Morigaon            | 4286                  | 580                            | 4866          | 198                   | 21                             | 219          | 4484                  | 601                            | 5085          |
| 06 - Nagaon              | 22893                 | 2804                           | 25697         | 1412                  | 344                            | 1756         | 24305                 | 3148                           | 27453         |
| 07 - Sonitpur            | 7528                  | 956                            | 8484          | 439                   | 114                            | 553          | 7967                  | 1070                           | 9037          |
| 08 - Lakhimpur           | 6405                  | 1012                           | 7417          | 121                   | 72                             | 193          | 6526                  | 1084                           | 7610          |
| 09 - Dhemaji             | 2235                  | 346                            | 2581          | 31                    | 9                              | 40           | 2266                  | 355                            | 2621          |
| 10 - Tinsukia            | 5908                  | 5958                           | 11866         | 638                   | 121                            | 759          | 6546                  | 6079                           | 12625         |
| 11 - Dibrugarh           | 4479                  | 464                            | 4943          | 345                   | 60                             | 405          | 4824                  | 524                            | 5348          |
| 12 - Sivasagar           | 5896                  | 965                            | 6861          | 154                   | 24                             | 178          | 6050                  | 989                            | 7039          |
| 13 - Jorhat              | 7910                  | 654                            | 8564          | 622                   | 63                             | 685          | 8532                  | 717                            | 9249          |
| 14 - Golaghat            | 4919                  | 1009                           | 5928          | 223                   | 37                             | 260          | 5142                  | 1046                           | 6188          |
| 15 - Karbi Anglong       | 9087                  | 471                            | 9558          | 785                   | 64                             | 849          | 9872                  | 535                            | 10407         |
| 16 - Dima Hasao          | 1027                  | 15                             | 1042          | 60                    | 10                             | 70           | 1087                  | 25                             | 1112          |
| 17 - Cachar              | 7623                  | 288                            | 7911          | 207                   | 13                             | 220          | 7830                  | 301                            | 8131          |
| 18 - Karimganj           | 8692                  | 205                            | 8897          | 158                   | 7                              | 165          | 8850                  | 212                            | 9062          |
| 19 - Hailakandi          | 1485                  | 74                             | 1559          | 131                   | 15                             | 146          | 1616                  | 89                             | 1705          |
| 20 - Bongaigaon          | 2037                  | 347                            | 2384          | 385                   | 103                            | 488          | 2422                  | 450                            | 2872          |
| 21 - Chirang             | 1822                  | 68                             | 1890          | 33                    | 12                             | 45           | 1855                  | 80                             | 1935          |
| 22 - Kamrup              | 8913                  | 1141                           | 10054         | 488                   | 50                             | 538          | 9401                  | 1191                           | 10592         |
| 23 - Kamrup Metropolitan | 1832                  | 500                            | 2332          | 1468                  | 543                            | 2011         | 3300                  | 1043                           | 4343          |
| 24 - Nalbari             | 2594                  | 594                            | 3188          | 76                    | 47                             | 123          | 2670                  | 641                            | 3311          |
| 25 -Baksa                | 6136                  | 523                            | 6659          | 54                    | 6                              | 60           | 6190                  | 529                            | 6719          |
| 26 - Darrang             | 2947                  | 443                            | 3390          | 74                    | 21                             | 95           | 3021                  | 464                            | 3485          |
| 27 - Udalguri            | 1805                  | 145                            | 1950          | 18                    | 5                              | 23           | 1823                  | 150                            | 1973          |
| <b>Total</b>             | <b>183272</b>         | <b>22944</b>                   | <b>206216</b> | <b>13638</b>          | <b>2066</b>                    | <b>15704</b> | <b>196910</b>         | <b>25010</b>                   | <b>221920</b> |

**Table-2.3 : District wise total number of establishments for non- agricultural activities by sector and type of establishment**

| District                 | Rural                 |                                |                | Urban                 |                                |               | Combined              |                                |                |
|--------------------------|-----------------------|--------------------------------|----------------|-----------------------|--------------------------------|---------------|-----------------------|--------------------------------|----------------|
|                          | Without Hired Workers | With At least One Hired Worker | Total          | Without Hired Workers | With At least One Hired Worker | Total         | Without Hired Workers | With At least One Hired Worker | Total          |
| 01 - Kokrajhar           | 25843                 | 8161                           | 34004          | 4916                  | 2995                           | 7911          | 30759                 | 11156                          | 41915          |
| 02 - Dhubri              | 46963                 | 18751                          | 65714          | 12515                 | 6140                           | 18655         | 59478                 | 24891                          | 84369          |
| 03 - Goalpara            | 23407                 | 13461                          | 36868          | 6588                  | 3937                           | 10525         | 29995                 | 17398                          | 47393          |
| 04 - Barpeta             | 72655                 | 25624                          | 98279          | 14647                 | 9993                           | 24640         | 87302                 | 35617                          | 122919         |
| 05 - Morigaon            | 21282                 | 9539                           | 30821          | 5042                  | 2833                           | 7875          | 26324                 | 12372                          | 38696          |
| 06 - Nagaon              | 77444                 | 41599                          | 119043         | 28123                 | 18095                          | 46218         | 105567                | 59694                          | 165261         |
| 07 - Sonitpur            | 41902                 | 21400                          | 63302          | 10937                 | 8190                           | 19127         | 52839                 | 29590                          | 82429          |
| 08 - Lakhimpur           | 24774                 | 12247                          | 37021          | 6970                  | 4967                           | 11937         | 31744                 | 17214                          | 48958          |
| 09 - Dhemaji             | 14793                 | 6535                           | 21328          | 2590                  | 1683                           | 4273          | 17383                 | 8218                           | 25601          |
| 10 - Tinsukia            | 20829                 | 9301                           | 30130          | 17885                 | 10453                          | 28338         | 38714                 | 19754                          | 58468          |
| 11 - Dibrugarh           | 27775                 | 11213                          | 38988          | 16076                 | 8496                           | 24572         | 43851                 | 19709                          | 63560          |
| 12 - Sivasagar           | 32596                 | 15039                          | 47635          | 7571                  | 5626                           | 13197         | 40167                 | 20665                          | 60832          |
| 13 - Jorhat              | 40404                 | 13657                          | 54061          | 16882                 | 8491                           | 25373         | 57286                 | 22148                          | 79434          |
| 14 - Golaghat            | 30588                 | 15808                          | 46396          | 6391                  | 4806                           | 11197         | 36979                 | 20614                          | 57593          |
| 15 - Karbi Anglong       | 27393                 | 7192                           | 34585          | 7304                  | 2936                           | 10240         | 34697                 | 10128                          | 44825          |
| 16 - Dima Hasao          | 11247                 | 2001                           | 13248          | 4356                  | 1500                           | 5856          | 15603                 | 3501                           | 19104          |
| 17 - Cachar              | 87621                 | 11780                          | 99401          | 21709                 | 6636                           | 28345         | 109330                | 18416                          | 127746         |
| 18 - Karimganj           | 58726                 | 9404                           | 68130          | 7495                  | 2703                           | 10198         | 66221                 | 12107                          | 78328          |
| 19 - Hailakandi          | 27047                 | 6410                           | 33457          | 4672                  | 1268                           | 5940          | 31719                 | 7678                           | 39397          |
| 20 - Bongaigaon          | 17768                 | 8863                           | 26631          | 8931                  | 5260                           | 14191         | 26699                 | 14123                          | 40822          |
| 21 - Chirang             | 8339                  | 4050                           | 12389          | 1204                  | 1321                           | 2525          | 9543                  | 5371                           | 14914          |
| 22 - Kamrup              | 44835                 | 23067                          | 67902          | 8090                  | 5143                           | 13233         | 52925                 | 28210                          | 81135          |
| 23 - Kamrup Metropolitan | 7801                  | 3444                           | 11245          | 116831                | 69466                          | 186297        | 124632                | 72910                          | 197542         |
| 24 - Nalbari             | 32014                 | 10515                          | 42529          | 6192                  | 3053                           | 9245          | 38206                 | 13568                          | 51774          |
| 25 -Baksa                | 26841                 | 12578                          | 39419          | 603                   | 463                            | 1066          | 27444                 | 13041                          | 40485          |
| 26 - Darrang             | 22524                 | 11372                          | 33896          | 4373                  | 2704                           | 7077          | 26897                 | 14076                          | 40973          |
| 27 - Udalguri            | 20905                 | 7739                           | 28644          | 3077                  | 1683                           | 4760          | 23982                 | 9422                           | 33404          |
| <b>Total</b>             | <b>894316</b>         | <b>340750</b>                  | <b>1235066</b> | <b>351970</b>         | <b>200841</b>                  | <b>552811</b> | <b>1246286</b>        | <b>541591</b>                  | <b>1787877</b> |

**Table-3.1 : District wise total number of establishments engaged in Agriculture other than crop production & plantation by sector and type of establishment**

| District                 | Rural                 |                                |              | Urban                 |                                |             | Combined              |                                |              |
|--------------------------|-----------------------|--------------------------------|--------------|-----------------------|--------------------------------|-------------|-----------------------|--------------------------------|--------------|
|                          | Without Hired Workers | With At least One Hired Worker | Total        | Without Hired Workers | With At least One Hired Worker | Total       | Without Hired Workers | With At least One Hired Worker | Total        |
| 01 - Kokrajhar           | 253                   | 47                             | 300          | 0                     | 0                              | 0           | 253                   | 47                             | 300          |
| 02 - Dhubri              | 191                   | 63                             | 254          | 16                    | 4                              | 20          | 207                   | 67                             | 274          |
| 03 - Goalpara            | 131                   | 85                             | 216          | 16                    | 7                              | 23          | 147                   | 92                             | 239          |
| 04 - Barpeta             | 914                   | 435                            | 1349         | 197                   | 64                             | 261         | 1111                  | 499                            | 1610         |
| 05 - Morigaon            | 122                   | 48                             | 170          | 6                     | 5                              | 11          | 128                   | 53                             | 181          |
| 06 - Nagaon              | 446                   | 247                            | 693          | 47                    | 28                             | 75          | 493                   | 275                            | 768          |
| 07 - Sonitpur            | 1194                  | 191                            | 1385         | 24                    | 6                              | 30          | 1218                  | 197                            | 1415         |
| 08 - Lakhimpur           | 2376                  | 577                            | 2953         | 23                    | 8                              | 31          | 2399                  | 585                            | 2984         |
| 09 - Dhemaji             | 195                   | 67                             | 262          | 2                     | 1                              | 3           | 197                   | 68                             | 265          |
| 10 - Tinsukia            | 3225                  | 5558                           | 8783         | 129                   | 26                             | 155         | 3354                  | 5584                           | 8938         |
| 11 - Dibrugarh           | 488                   | 42                             | 530          | 35                    | 5                              | 40          | 523                   | 47                             | 570          |
| 12 - Sivasagar           | 130                   | 168                            | 298          | 1                     | 5                              | 6           | 131                   | 173                            | 304          |
| 13 - Jorhat              | 715                   | 121                            | 836          | 91                    | 3                              | 94          | 806                   | 124                            | 930          |
| 14 - Golaghat            | 1387                  | 360                            | 1747         | 38                    | 9                              | 47          | 1425                  | 369                            | 1794         |
| 15 - Karbi Anglong       | 1723                  | 55                             | 1778         | 95                    | 3                              | 98          | 1818                  | 58                             | 1876         |
| 16 - Dima Hasao          | 112                   | 2                              | 114          | 8                     | 0                              | 8           | 120                   | 2                              | 122          |
| 17 - Cachar              | 2329                  | 67                             | 2396         | 123                   | 3                              | 126         | 2452                  | 70                             | 2522         |
| 18 - Karimganj           | 2508                  | 31                             | 2539         | 19                    | 1                              | 20          | 2527                  | 32                             | 2559         |
| 19 - Hailakandi          | 134                   | 7                              | 141          | 58                    | 0                              | 58          | 192                   | 7                              | 199          |
| 20 - Bongaigaon          | 104                   | 50                             | 154          | 13                    | 4                              | 17          | 117                   | 54                             | 171          |
| 21 - Chirang             | 10                    | 17                             | 27           | 0                     | 0                              | 0           | 10                    | 17                             | 27           |
| 22 - Kamrup              | 431                   | 194                            | 625          | 3                     | 4                              | 7           | 434                   | 198                            | 632          |
| 23 - Kamrup Metropolitan | 43                    | 16                             | 59           | 29                    | 30                             | 59          | 72                    | 46                             | 118          |
| 24 - Nalbari             | 256                   | 178                            | 434          | 17                    | 18                             | 35          | 273                   | 196                            | 469          |
| 25 -Baksa                | 144                   | 104                            | 248          | 0                     | 2                              | 2           | 144                   | 106                            | 250          |
| 26 - Darrang             | 172                   | 90                             | 262          | 7                     | 0                              | 7           | 179                   | 90                             | 269          |
| 27 - Udalguri            | 50                    | 22                             | 72           | 1                     | 1                              | 2           | 51                    | 23                             | 74           |
| <b>Total</b>             | <b>19783</b>          | <b>8842</b>                    | <b>28625</b> | <b>998</b>            | <b>237</b>                     | <b>1235</b> | <b>20781</b>          | <b>9079</b>                    | <b>29860</b> |



**Table-3.2 : District wise total number of establishments engaged in Livestock by sector and type of establishment**

| District                 | Rural                 |                                |               | Urban                 |                                |              | Combined              |                                |               |
|--------------------------|-----------------------|--------------------------------|---------------|-----------------------|--------------------------------|--------------|-----------------------|--------------------------------|---------------|
|                          | Without Hired Workers | With At least One Hired Worker | Total         | Without Hired Workers | With At least One Hired Worker | Total        | Without Hired Workers | With At least One Hired Worker | Total         |
| 01 - Kokrajhar           | 3334                  | 183                            | 3517          | 85                    | 10                             | 95           | 3419                  | 193                            | 3612          |
| 02 - Dhubri              | 1652                  | 108                            | 1760          | 157                   | 16                             | 173          | 1809                  | 124                            | 1933          |
| 03 - Goalpara            | 724                   | 190                            | 914           | 108                   | 26                             | 134          | 832                   | 216                            | 1048          |
| 04 - Barpeta             | 30796                 | 685                            | 31481         | 4115                  | 113                            | 4228         | 34911                 | 798                            | 35709         |
| 05 - Morigaon            | 1978                  | 253                            | 2231          | 113                   | 15                             | 128          | 2091                  | 268                            | 2359          |
| 06 - Nagaon              | 16650                 | 1458                           | 18108         | 1121                  | 212                            | 1333         | 17771                 | 1670                           | 19441         |
| 07 - Sonitpur            | 4304                  | 549                            | 4853          | 339                   | 85                             | 424          | 4643                  | 634                            | 5277          |
| 08 - Lakhimpur           | 1723                  | 206                            | 1929          | 73                    | 42                             | 115          | 1796                  | 248                            | 2044          |
| 09 - Dhemaji             | 1201                  | 160                            | 1361          | 23                    | 4                              | 27           | 1224                  | 164                            | 1388          |
| 10 - Tinsukia            | 1419                  | 324                            | 1743          | 365                   | 66                             | 431          | 1784                  | 390                            | 2174          |
| 11 - Dibrugarh           | 2634                  | 321                            | 2955          | 241                   | 47                             | 288          | 2875                  | 368                            | 3243          |
| 12 - Sivasagar           | 4861                  | 611                            | 5472          | 133                   | 16                             | 149          | 4994                  | 627                            | 5621          |
| 13 - Jorhat              | 6136                  | 413                            | 6549          | 484                   | 43                             | 527          | 6620                  | 456                            | 7076          |
| 14 - Golaghat            | 2505                  | 480                            | 2985          | 149                   | 12                             | 161          | 2654                  | 492                            | 3146          |
| 15 - Karbi Anglong       | 4894                  | 307                            | 5201          | 656                   | 57                             | 713          | 5550                  | 364                            | 5914          |
| 16 - Dima Hasao          | 246                   | 5                              | 251           | 44                    | 9                              | 53           | 290                   | 14                             | 304           |
| 17 - Cachar              | 2487                  | 136                            | 2623          | 50                    | 10                             | 60           | 2537                  | 146                            | 2683          |
| 18 - Karimganj           | 1539                  | 111                            | 1650          | 29                    | 3                              | 32           | 1568                  | 114                            | 1682          |
| 19 - Hailakandi          | 631                   | 33                             | 664           | 53                    | 13                             | 66           | 684                   | 46                             | 730           |
| 20 - Bongaigaon          | 593                   | 187                            | 780           | 248                   | 77                             | 325          | 841                   | 264                            | 1105          |
| 21 - Chirang             | 1577                  | 37                             | 1614          | 31                    | 10                             | 41           | 1608                  | 47                             | 1655          |
| 22 - Kamrup              | 5683                  | 684                            | 6367          | 184                   | 25                             | 209          | 5867                  | 709                            | 6576          |
| 23 - Kamrup Metropolitan | 1325                  | 443                            | 1768          | 1154                  | 454                            | 1608         | 2479                  | 897                            | 3376          |
| 24 - Nalbari             | 759                   | 165                            | 924           | 44                    | 19                             | 63           | 803                   | 184                            | 987           |
| 25 -Baksa                | 4752                  | 304                            | 5056          | 46                    | 2                              | 48           | 4798                  | 306                            | 5104          |
| 26 - Darrang             | 1446                  | 236                            | 1682          | 41                    | 17                             | 58           | 1487                  | 253                            | 1740          |
| 27 - Udalguri            | 1157                  | 80                             | 1237          | 12                    | 3                              | 15           | 1169                  | 83                             | 1252          |
| <b>Total</b>             | <b>107006</b>         | <b>8669</b>                    | <b>115675</b> | <b>10098</b>          | <b>1406</b>                    | <b>11504</b> | <b>117104</b>         | <b>10075</b>                   | <b>127179</b> |

**Table-3.3 : District wise total number of establishments engaged in Forestry and logging by sector and type of establishment**

| District                 | Rural                 |                                |              | Urban                 |                                |            | Combined              |                                |              |
|--------------------------|-----------------------|--------------------------------|--------------|-----------------------|--------------------------------|------------|-----------------------|--------------------------------|--------------|
|                          | Without Hired Workers | With At least One Hired Worker | Total        | Without Hired Workers | With At least One Hired Worker | Total      | Without Hired Workers | With At least One Hired Worker | Total        |
| 01 - Kokrajhar           | 750                   | 19                             | 769          | 7                     | 2                              | 9          | 757                   | 21                             | 778          |
| 02 - Dhubri              | 279                   | 54                             | 333          | 43                    | 7                              | 50         | 322                   | 61                             | 383          |
| 03 - Goalpara            | 303                   | 72                             | 375          | 13                    | 4                              | 17         | 316                   | 76                             | 392          |
| 04 - Barpeta             | 61                    | 59                             | 120          | 3                     | 3                              | 6          | 64                    | 62                             | 126          |
| 05 - Morigaon            | 415                   | 20                             | 435          | 16                    | 0                              | 16         | 431                   | 20                             | 451          |
| 06 - Nagaon              | 1097                  | 115                            | 1212         | 112                   | 43                             | 155        | 1209                  | 158                            | 1367         |
| 07 - Sonitpur            | 266                   | 36                             | 302          | 23                    | 7                              | 30         | 289                   | 43                             | 332          |
| 08 - Lakhimpur           | 419                   | 58                             | 477          | 7                     | 9                              | 16         | 426                   | 67                             | 493          |
| 09 - Dhemaji             | 146                   | 37                             | 183          | 4                     | 4                              | 8          | 150                   | 41                             | 191          |
| 10 - Tinsukia            | 100                   | 25                             | 125          | 22                    | 17                             | 39         | 122                   | 42                             | 164          |
| 11 - Dibrugarh           | 192                   | 27                             | 219          | 38                    | 5                              | 43         | 230                   | 32                             | 262          |
| 12 - Sivasagar           | 272                   | 92                             | 364          | 20                    | 1                              | 21         | 292                   | 93                             | 385          |
| 13 - Jorhat              | 194                   | 70                             | 264          | 20                    | 16                             | 36         | 214                   | 86                             | 300          |
| 14 - Golaghat            | 167                   | 34                             | 201          | 3                     | 12                             | 15         | 170                   | 46                             | 216          |
| 15 - Karbi Anglong       | 1997                  | 73                             | 2070         | 20                    | 3                              | 23         | 2017                  | 76                             | 2093         |
| 16 - Dima Hasao          | 578                   | 7                              | 585          | 8                     | 1                              | 9          | 586                   | 8                              | 594          |
| 17 - Cachar              | 649                   | 28                             | 677          | 5                     | 0                              | 5          | 654                   | 28                             | 682          |
| 18 - Karimganj           | 2863                  | 30                             | 2893         | 104                   | 2                              | 106        | 2967                  | 32                             | 2999         |
| 19 - Hailakandi          | 244                   | 9                              | 253          | 13                    | 1                              | 14         | 257                   | 10                             | 267          |
| 20 - Bongaigaon          | 114                   | 10                             | 124          | 11                    | 6                              | 17         | 125                   | 16                             | 141          |
| 21 - Chirang             | 48                    | 2                              | 50           | 0                     | 2                              | 2          | 48                    | 4                              | 52           |
| 22 - Kamrup              | 195                   | 90                             | 285          | 24                    | 4                              | 28         | 219                   | 94                             | 313          |
| 23 - Kamrup Metropolitan | 80                    | 8                              | 88           | 53                    | 24                             | 77         | 133                   | 32                             | 165          |
| 24 - Nalbari             | 118                   | 65                             | 183          | 11                    | 10                             | 21         | 129                   | 75                             | 204          |
| 25 -Baksa                | 222                   | 35                             | 257          | 2                     | 0                              | 2          | 224                   | 35                             | 259          |
| 26 - Darrang             | 51                    | 27                             | 78           | 7                     | 4                              | 11         | 58                    | 31                             | 89           |
| 27 - Udalguri            | 162                   | 14                             | 176          | 2                     | 0                              | 2          | 164                   | 14                             | 178          |
| <b>Total</b>             | <b>11982</b>          | <b>1116</b>                    | <b>13098</b> | <b>591</b>            | <b>187</b>                     | <b>778</b> | <b>12573</b>          | <b>1303</b>                    | <b>13876</b> |

**Table-3.4 : District wise total number of establishments engaged in Fishing and aquaculture by sector and type of establishment**

| District                 | Rural                 |                                |              | Urban                 |                                |             | Combined              |                                |              |
|--------------------------|-----------------------|--------------------------------|--------------|-----------------------|--------------------------------|-------------|-----------------------|--------------------------------|--------------|
|                          | Without Hired Workers | With At least One Hired Worker | Total        | Without Hired Workers | With At least One Hired Worker | Total       | Without Hired Workers | With At least One Hired Worker | Total        |
| 01 - Kokrajhar           | 1533                  | 132                            | 1665         | 11                    | 3                              | 14          | 1544                  | 135                            | 1679         |
| 02 - Dhubri              | 3227                  | 205                            | 3432         | 445                   | 16                             | 461         | 3672                  | 221                            | 3893         |
| 03 - Goalpara            | 1661                  | 264                            | 1925         | 94                    | 6                              | 100         | 1755                  | 270                            | 2025         |
| 04 - Barpeta             | 9004                  | 781                            | 9785         | 208                   | 24                             | 232         | 9212                  | 805                            | 10017        |
| 05 - Morigaon            | 1771                  | 259                            | 2030         | 63                    | 1                              | 64          | 1834                  | 260                            | 2094         |
| 06 - Nagaon              | 4700                  | 984                            | 5684         | 132                   | 61                             | 193         | 4832                  | 1045                           | 5877         |
| 07 - Sonitpur            | 1764                  | 180                            | 1944         | 53                    | 16                             | 69          | 1817                  | 196                            | 2013         |
| 08 - Lakhimpur           | 1887                  | 171                            | 2058         | 18                    | 13                             | 31          | 1905                  | 184                            | 2089         |
| 09 - Dhemaji             | 693                   | 82                             | 775          | 2                     | 0                              | 2           | 695                   | 82                             | 777          |
| 10 - Tinsukia            | 1164                  | 51                             | 1215         | 122                   | 12                             | 134         | 1286                  | 63                             | 1349         |
| 11 - Dibrugarh           | 1165                  | 74                             | 1239         | 31                    | 3                              | 34          | 1196                  | 77                             | 1273         |
| 12 - Sivasagar           | 633                   | 94                             | 727          | 0                     | 2                              | 2           | 633                   | 96                             | 729          |
| 13 - Jorhat              | 865                   | 50                             | 915          | 27                    | 1                              | 28          | 892                   | 51                             | 943          |
| 14 - Golaghat            | 860                   | 135                            | 995          | 33                    | 4                              | 37          | 893                   | 139                            | 1032         |
| 15 - Karbi Anglong       | 473                   | 36                             | 509          | 14                    | 1                              | 15          | 487                   | 37                             | 524          |
| 16 - Dima Hasao          | 91                    | 1                              | 92           | 0                     | 0                              | 0           | 91                    | 1                              | 92           |
| 17 - Cachar              | 2158                  | 57                             | 2215         | 29                    | 0                              | 29          | 2187                  | 57                             | 2244         |
| 18 - Karimganj           | 1782                  | 33                             | 1815         | 6                     | 1                              | 7           | 1788                  | 34                             | 1822         |
| 19 - Hailakandi          | 476                   | 25                             | 501          | 7                     | 1                              | 8           | 483                   | 26                             | 509          |
| 20 - Bongaigaon          | 1226                  | 100                            | 1326         | 113                   | 16                             | 129         | 1339                  | 116                            | 1455         |
| 21 - Chirang             | 187                   | 12                             | 199          | 2                     | 0                              | 2           | 189                   | 12                             | 201          |
| 22 - Kamrup              | 2604                  | 173                            | 2777         | 277                   | 17                             | 294         | 2881                  | 190                            | 3071         |
| 23 - Kamrup Metropolitan | 384                   | 33                             | 417          | 232                   | 35                             | 267         | 616                   | 68                             | 684          |
| 24 - Nalbari             | 1461                  | 186                            | 1647         | 4                     | 0                              | 4           | 1465                  | 186                            | 1651         |
| 25 -Baksa                | 1018                  | 80                             | 1098         | 6                     | 2                              | 8           | 1024                  | 82                             | 1106         |
| 26 - Darrang             | 1278                  | 90                             | 1368         | 19                    | 0                              | 19          | 1297                  | 90                             | 1387         |
| 27 - Udalguri            | 436                   | 29                             | 465          | 3                     | 1                              | 4           | 439                   | 30                             | 469          |
| <b>Total</b>             | <b>44501</b>          | <b>4317</b>                    | <b>48818</b> | <b>1951</b>           | <b>236</b>                     | <b>2187</b> | <b>46452</b>          | <b>4553</b>                    | <b>51005</b> |

**Table-3.5 : District wise total number of establishments engaged in Mining and quarrying by sector and type of establishment**

| District                 | Rural                 |                                |             | Urban                 |                                |            | Combined              |                                |             |
|--------------------------|-----------------------|--------------------------------|-------------|-----------------------|--------------------------------|------------|-----------------------|--------------------------------|-------------|
|                          | Without Hired Workers | With At least One Hired Worker | Total       | Without Hired Workers | With At least One Hired Worker | Total      | Without Hired Workers | With At least One Hired Worker | Total       |
| 01 - Kokrajhar           | 1                     | 1                              | 2           | 0                     | 0                              | 0          | 1                     | 1                              | 2           |
| 02 - Dhubri              | 461                   | 97                             | 558         | 2                     | 2                              | 4          | 463                   | 99                             | 562         |
| 03 - Goalpara            | 25                    | 23                             | 48          | 10                    | 9                              | 19         | 35                    | 32                             | 67          |
| 04 - Barpeta             | 9                     | 20                             | 29          | 3                     | 8                              | 11         | 12                    | 28                             | 40          |
| 05 - Morigaon            | 276                   | 29                             | 305         | 0                     | 2                              | 2          | 276                   | 31                             | 307         |
| 06 - Nagaon              | 250                   | 89                             | 339         | 5                     | 6                              | 11         | 255                   | 95                             | 350         |
| 07 - Sonitpur            | 16                    | 45                             | 61          | 1                     | 2                              | 3          | 17                    | 47                             | 64          |
| 08 - Lakhimpur           | 285                   | 103                            | 388         | 2                     | 2                              | 4          | 287                   | 105                            | 392         |
| 09 - Dhemaji             | 17                    | 8                              | 25          | 0                     | 1                              | 1          | 17                    | 9                              | 26          |
| 10 - Tinsukia            | 10                    | 40                             | 50          | 5                     | 11                             | 16         | 15                    | 51                             | 66          |
| 11 - Dibrugarh           | 2                     | 27                             | 29          | 5                     | 7                              | 12         | 7                     | 34                             | 41          |
| 12 - Sivasagar           | 18                    | 51                             | 69          | 1                     | 2                              | 3          | 19                    | 53                             | 72          |
| 13 - Jorhat              | 19                    | 20                             | 39          | 3                     | 2                              | 5          | 22                    | 22                             | 44          |
| 14 - Golaghat            | 14                    | 38                             | 52          | 2                     | 5                              | 7          | 16                    | 43                             | 59          |
| 15 - Karbi Anglong       | 94                    | 16                             | 110         | 1                     | 0                              | 1          | 95                    | 16                             | 111         |
| 16 - Dima Hasao          | 52                    | 12                             | 64          | 3                     | 1                              | 4          | 55                    | 13                             | 68          |
| 17 - Cachar              | 236                   | 54                             | 290         | 3                     | 1                              | 4          | 239                   | 55                             | 294         |
| 18 - Karimganj           | 387                   | 6                              | 393         | 10                    | 0                              | 10         | 397                   | 6                              | 403         |
| 19 - Hailakandi          | 32                    | 4                              | 36          | 0                     | 0                              | 0          | 32                    | 4                              | 36          |
| 20 - Bongaigaon          | 5                     | 6                              | 11          | 3                     | 4                              | 7          | 8                     | 10                             | 18          |
| 21 - Chirang             | 1                     | 14                             | 15          | 0                     | 0                              | 0          | 1                     | 14                             | 15          |
| 22 - Kamrup              | 56                    | 74                             | 130         | 9                     | 4                              | 13         | 65                    | 78                             | 143         |
| 23 - Kamrup Metropolitan | 9                     | 8                              | 17          | 19                    | 60                             | 79         | 28                    | 68                             | 96          |
| 24 - Nalbari             | 5                     | 5                              | 10          | 0                     | 0                              | 0          | 5                     | 5                              | 10          |
| 25 -Baksa                | 16                    | 14                             | 30          | 0                     | 0                              | 0          | 16                    | 14                             | 30          |
| 26 - Darrang             | 9                     | 7                              | 16          | 1                     | 1                              | 2          | 10                    | 8                              | 18          |
| 27 - Udalguri            | 4                     | 7                              | 11          | 1                     | 0                              | 1          | 5                     | 7                              | 12          |
| <b>Total</b>             | <b>2309</b>           | <b>818</b>                     | <b>3127</b> | <b>89</b>             | <b>130</b>                     | <b>219</b> | <b>2398</b>           | <b>948</b>                     | <b>3346</b> |

**Table-3.6 : District wise total number of establishments engaged in Manufacturing by sector and type of establishment**

| District                 | Rural                 |                                |               | Urban                 |                                |              | Combined              |                                |               |
|--------------------------|-----------------------|--------------------------------|---------------|-----------------------|--------------------------------|--------------|-----------------------|--------------------------------|---------------|
|                          | Without Hired Workers | With At least One Hired Worker | Total         | Without Hired Workers | With At least One Hired Worker | Total        | Without Hired Workers | With At least One Hired Worker | Total         |
| 01 - Kokrajhar           | 2802                  | 791                            | 3593          | 315                   | 418                            | 733          | 3117                  | 1209                           | 4326          |
| 02 - Dhubri              | 4758                  | 2107                           | 6865          | 1135                  | 1085                           | 2220         | 5893                  | 3192                           | 9085          |
| 03 - Goalpara            | 3617                  | 1705                           | 5322          | 667                   | 651                            | 1318         | 4284                  | 2356                           | 6640          |
| 04 - Barpeta             | 13132                 | 3410                           | 16542         | 2575                  | 1808                           | 4383         | 15707                 | 5218                           | 20925         |
| 05 - Morigaon            | 2524                  | 1135                           | 3659          | 368                   | 529                            | 897          | 2892                  | 1664                           | 4556          |
| 06 - Nagaon              | 9824                  | 6063                           | 15887         | 2288                  | 2913                           | 5201         | 12112                 | 8976                           | 21088         |
| 07 - Sonitpur            | 5190                  | 2736                           | 7926          | 997                   | 1232                           | 2229         | 6187                  | 3968                           | 10155         |
| 08 - Lakhimpur           | 3033                  | 1345                           | 4378          | 487                   | 718                            | 1205         | 3520                  | 2063                           | 5583          |
| 09 - Dhemaji             | 2373                  | 710                            | 3083          | 230                   | 215                            | 445          | 2603                  | 925                            | 3528          |
| 10 - Tinsukia            | 2415                  | 1458                           | 3873          | 1538                  | 1399                           | 2937         | 3953                  | 2857                           | 6810          |
| 11 - Dibrugarh           | 2450                  | 1155                           | 3605          | 1270                  | 1188                           | 2458         | 3720                  | 2343                           | 6063          |
| 12 - Sivasagar           | 4351                  | 1962                           | 6313          | 403                   | 786                            | 1189         | 4754                  | 2748                           | 7502          |
| 13 - Jorhat              | 5080                  | 1703                           | 6783          | 1304                  | 1129                           | 2433         | 6384                  | 2832                           | 9216          |
| 14 - Golaghat            | 3701                  | 2221                           | 5922          | 567                   | 686                            | 1253         | 4268                  | 2907                           | 7175          |
| 15 - Karbi Anglong       | 4763                  | 839                            | 5602          | 526                   | 333                            | 859          | 5289                  | 1172                           | 6461          |
| 16 - Dima Hasao          | 620                   | 124                            | 744           | 233                   | 112                            | 345          | 853                   | 236                            | 1089          |
| 17 - Cachar              | 8078                  | 1415                           | 9493          | 1639                  | 835                            | 2474         | 9717                  | 2250                           | 11967         |
| 18 - Karimganj           | 5899                  | 1229                           | 7128          | 620                   | 330                            | 950          | 6519                  | 1559                           | 8078          |
| 19 - Hailakandi          | 2245                  | 524                            | 2769          | 349                   | 193                            | 542          | 2594                  | 717                            | 3311          |
| 20 - Bongaigaon          | 2008                  | 1299                           | 3307          | 825                   | 907                            | 1732         | 2833                  | 2206                           | 5039          |
| 21 - Chirang             | 1196                  | 428                            | 1624          | 53                    | 197                            | 250          | 1249                  | 625                            | 1874          |
| 22 - Kamrup              | 7349                  | 3709                           | 11058         | 1958                  | 1767                           | 3725         | 9307                  | 5476                           | 14783         |
| 23 - Kamrup Metropolitan | 805                   | 502                            | 1307          | 5245                  | 7334                           | 12579        | 6050                  | 7836                           | 13886         |
| 24 - Nalbari             | 3705                  | 1494                           | 5199          | 588                   | 541                            | 1129         | 4293                  | 2035                           | 6328          |
| 25 -Baksa                | 4721                  | 1883                           | 6604          | 62                    | 80                             | 142          | 4783                  | 1963                           | 6746          |
| 26 - Darrang             | 2222                  | 1326                           | 3548          | 251                   | 505                            | 756          | 2473                  | 1831                           | 4304          |
| 27 - Udalguri            | 2257                  | 824                            | 3081          | 202                   | 279                            | 481          | 2459                  | 1103                           | 3562          |
| <b>Total</b>             | <b>111118</b>         | <b>44097</b>                   | <b>155215</b> | <b>26695</b>          | <b>28170</b>                   | <b>54865</b> | <b>137813</b>         | <b>72267</b>                   | <b>210080</b> |

**Table-3.7 : District wise total number of establishments engaged in Electricity, gas, steam and air conditioning supply by sector and type of establishment**

| District                 | Rural                 |                                |            | Urban                 |                                |            | Combined              |                                |             |
|--------------------------|-----------------------|--------------------------------|------------|-----------------------|--------------------------------|------------|-----------------------|--------------------------------|-------------|
|                          | Without Hired Workers | With At least One Hired Worker | Total      | Without Hired Workers | With At least One Hired Worker | Total      | Without Hired Workers | With At least One Hired Worker | Total       |
| 01 - Kokrajhar           | 4                     | 7                              | 11         | 0                     | 5                              | 5          | 4                     | 12                             | 16          |
| 02 - Dhubri              | 16                    | 36                             | 52         | 5                     | 12                             | 17         | 21                    | 48                             | 69          |
| 03 - Goalpara            | 5                     | 25                             | 30         | 1                     | 7                              | 8          | 6                     | 32                             | 38          |
| 04 - Barpeta             | 6                     | 13                             | 19         | 0                     | 2                              | 2          | 6                     | 15                             | 21          |
| 05 - Morigaon            | 2                     | 33                             | 35         | 2                     | 9                              | 11         | 4                     | 42                             | 46          |
| 06 - Nagaon              | 25                    | 102                            | 127        | 5                     | 33                             | 38         | 30                    | 135                            | 165         |
| 07 - Sonitpur            | 9                     | 43                             | 52         | 1                     | 13                             | 14         | 10                    | 56                             | 66          |
| 08 - Lakhimpur           | 23                    | 35                             | 58         | 6                     | 12                             | 18         | 29                    | 47                             | 76          |
| 09 - Dhemaji             | 2                     | 19                             | 21         | 0                     | 2                              | 2          | 2                     | 21                             | 23          |
| 10 - Tinsukia            | 6                     | 43                             | 49         | 15                    | 24                             | 39         | 21                    | 67                             | 88          |
| 11 - Dibrugarh           | 5                     | 42                             | 47         | 2                     | 28                             | 30         | 7                     | 70                             | 77          |
| 12 - Sivasagar           | 20                    | 57                             | 77         | 6                     | 24                             | 30         | 26                    | 81                             | 107         |
| 13 - Jorhat              | 11                    | 83                             | 94         | 5                     | 24                             | 29         | 16                    | 107                            | 123         |
| 14 - Golaghat            | 7                     | 22                             | 29         | 4                     | 7                              | 11         | 11                    | 29                             | 40          |
| 15 - Karbi Anglong       | 3                     | 13                             | 16         | 0                     | 9                              | 9          | 3                     | 22                             | 25          |
| 16 - Dima Hasao          | 0                     | 2                              | 2          | 0                     | 4                              | 4          | 0                     | 6                              | 6           |
| 17 - Cachar              | 13                    | 18                             | 31         | 2                     | 6                              | 8          | 15                    | 24                             | 39          |
| 18 - Karimganj           | 3                     | 11                             | 14         | 0                     | 5                              | 5          | 3                     | 16                             | 19          |
| 19 - Hailakandi          | 2                     | 5                              | 7          | 1                     | 7                              | 8          | 3                     | 12                             | 15          |
| 20 - Bongaigaon          | 3                     | 8                              | 11         | 0                     | 7                              | 7          | 3                     | 15                             | 18          |
| 21 - Chirang             | 2                     | 9                              | 11         | 0                     | 3                              | 3          | 2                     | 12                             | 14          |
| 22 - Kamrup              | 8                     | 34                             | 42         | 0                     | 13                             | 13         | 8                     | 47                             | 55          |
| 23 - Kamrup Metropolitan | 0                     | 4                              | 4          | 8                     | 49                             | 57         | 8                     | 53                             | 61          |
| 24 - Nalbari             | 1                     | 16                             | 17         | 1                     | 7                              | 8          | 2                     | 23                             | 25          |
| 25 -Baksa                | 3                     | 15                             | 18         | 0                     | 0                              | 0          | 3                     | 15                             | 18          |
| 26 - Darrang             | 3                     | 26                             | 29         | 9                     | 3                              | 12         | 12                    | 29                             | 41          |
| 27 - Udalguri            | 1                     | 9                              | 10         | 0                     | 2                              | 2          | 1                     | 11                             | 12          |
| <b>Total</b>             | <b>183</b>            | <b>730</b>                     | <b>913</b> | <b>73</b>             | <b>317</b>                     | <b>390</b> | <b>256</b>            | <b>1047</b>                    | <b>1303</b> |

**Table-3.8 : District wise total number of establishments engaged in Water supply, sewerage, waste management and remediation activities by sector and type of establishment**

| District                 | Rural                 |                                |             | Urban                 |                                |             | Combined              |                                |              |
|--------------------------|-----------------------|--------------------------------|-------------|-----------------------|--------------------------------|-------------|-----------------------|--------------------------------|--------------|
|                          | Without Hired Workers | With At least One Hired Worker | Total       | Without Hired Workers | With At least One Hired Worker | Total       | Without Hired Workers | With At least One Hired Worker | Total        |
| 01 - Kokrajhar           | 65                    | 113                            | 178         | 6                     | 11                             | 17          | 71                    | 124                            | 195          |
| 02 - Dhubri              | 237                   | 139                            | 376         | 73                    | 29                             | 102         | 310                   | 168                            | 478          |
| 03 - Goalpara            | 76                    | 111                            | 187         | 19                    | 17                             | 36          | 95                    | 128                            | 223          |
| 04 - Barpeta             | 678                   | 180                            | 858         | 41                    | 16                             | 57          | 719                   | 196                            | 915          |
| 05 - Morigaon            | 125                   | 94                             | 219         | 40                    | 19                             | 59          | 165                   | 113                            | 278          |
| 06 - Nagaon              | 371                   | 384                            | 755         | 172                   | 101                            | 273         | 543                   | 485                            | 1028         |
| 07 - Sonitpur            | 159                   | 349                            | 508         | 68                    | 35                             | 103         | 227                   | 384                            | 611          |
| 08 - Lakhimpur           | 79                    | 104                            | 183         | 31                    | 38                             | 69          | 110                   | 142                            | 252          |
| 09 - Dhemaji             | 22                    | 46                             | 68          | 13                    | 4                              | 17          | 35                    | 50                             | 85           |
| 10 - Tinsukia            | 55                    | 91                             | 146         | 194                   | 54                             | 248         | 249                   | 145                            | 394          |
| 11 - Dibrugarh           | 35                    | 91                             | 126         | 72                    | 36                             | 108         | 107                   | 127                            | 234          |
| 12 - Sivasagar           | 91                    | 230                            | 321         | 37                    | 17                             | 54          | 128                   | 247                            | 375          |
| 13 - Jorhat              | 38                    | 143                            | 181         | 64                    | 40                             | 104         | 102                   | 183                            | 285          |
| 14 - Golaghat            | 76                    | 232                            | 308         | 12                    | 17                             | 29          | 88                    | 249                            | 337          |
| 15 - Karbi Anglong       | 7                     | 102                            | 109         | 15                    | 8                              | 23          | 22                    | 110                            | 132          |
| 16 - Dima Hasao          | 2                     | 7                              | 9           | 2                     | 3                              | 5           | 4                     | 10                             | 14           |
| 17 - Cachar              | 147                   | 220                            | 367         | 87                    | 48                             | 135         | 234                   | 268                            | 502          |
| 18 - Karimganj           | 200                   | 34                             | 234         | 1                     | 3                              | 4           | 201                   | 37                             | 238          |
| 19 - Hailakandi          | 54                    | 108                            | 162         | 17                    | 10                             | 27          | 71                    | 118                            | 189          |
| 20 - Bongaigaon          | 85                    | 91                             | 176         | 63                    | 25                             | 88          | 148                   | 116                            | 264          |
| 21 - Chirang             | 7                     | 46                             | 53          | 1                     | 3                              | 4           | 8                     | 49                             | 57           |
| 22 - Kamrup              | 280                   | 280                            | 560         | 13                    | 39                             | 52          | 293                   | 319                            | 612          |
| 23 - Kamrup Metropolitan | 11                    | 80                             | 91          | 778                   | 362                            | 1140        | 789                   | 442                            | 1231         |
| 24 - Nalbari             | 480                   | 85                             | 565         | 12                    | 15                             | 27          | 492                   | 100                            | 592          |
| 25 -Baksa                | 160                   | 81                             | 241         | 1                     | 1                              | 2           | 161                   | 82                             | 243          |
| 26 - Darrang             | 81                    | 110                            | 191         | 14                    | 17                             | 31          | 95                    | 127                            | 222          |
| 27 - Udalguri            | 36                    | 102                            | 138         | 6                     | 4                              | 10          | 42                    | 106                            | 148          |
| <b>Total</b>             | <b>3657</b>           | <b>3653</b>                    | <b>7310</b> | <b>1852</b>           | <b>972</b>                     | <b>2824</b> | <b>5509</b>           | <b>4625</b>                    | <b>10134</b> |

**Table-3.9 : District wise total number of establishments engaged in Construction by sector and type of establishment**

| District                 | Rural                 |                                |              | Urban                 |                                |              | Combined              |                                |               |
|--------------------------|-----------------------|--------------------------------|--------------|-----------------------|--------------------------------|--------------|-----------------------|--------------------------------|---------------|
|                          | Without Hired Workers | With At least One Hired Worker | Total        | Without Hired Workers | With At least One Hired Worker | Total        | Without Hired Workers | With At least One Hired Worker | Total         |
| 01 - Kokrajhar           | 1756                  | 1006                           | 2762         | 326                   | 393                            | 719          | 2082                  | 1399                           | 3481          |
| 02 - Dhubri              | 2229                  | 2645                           | 4874         | 342                   | 533                            | 875          | 2571                  | 3178                           | 5749          |
| 03 - Goalpara            | 1169                  | 1291                           | 2460         | 187                   | 231                            | 418          | 1356                  | 1522                           | 2878          |
| 04 - Barpeta             | 2113                  | 5568                           | 7681         | 298                   | 1428                           | 1726         | 2411                  | 6996                           | 9407          |
| 05 - Morigaon            | 864                   | 805                            | 1669         | 209                   | 123                            | 332          | 1073                  | 928                            | 2001          |
| 06 - Nagaon              | 3775                  | 6097                           | 9872         | 1705                  | 1183                           | 2888         | 5480                  | 7280                           | 12760         |
| 07 - Sonitpur            | 1381                  | 1193                           | 2574         | 262                   | 260                            | 522          | 1643                  | 1453                           | 3096          |
| 08 - Lakhimpur           | 2708                  | 958                            | 3666         | 304                   | 156                            | 460          | 3012                  | 1114                           | 4126          |
| 09 - Dhemaji             | 718                   | 264                            | 982          | 114                   | 42                             | 156          | 832                   | 306                            | 1138          |
| 10 - Tinsukia            | 355                   | 383                            | 738          | 519                   | 363                            | 882          | 874                   | 746                            | 1620          |
| 11 - Dibrugarh           | 1258                  | 593                            | 1851         | 699                   | 382                            | 1081         | 1957                  | 975                            | 2932          |
| 12 - Sivasagar           | 652                   | 531                            | 1183         | 135                   | 128                            | 263          | 787                   | 659                            | 1446          |
| 13 - Jorhat              | 2338                  | 864                            | 3202         | 689                   | 282                            | 971          | 3027                  | 1146                           | 4173          |
| 14 - Golaghat            | 1019                  | 1038                           | 2057         | 124                   | 133                            | 257          | 1143                  | 1171                           | 2314          |
| 15 - Karbi Anglong       | 767                   | 296                            | 1063         | 739                   | 257                            | 996          | 1506                  | 553                            | 2059          |
| 16 - Dima Hasao          | 557                   | 107                            | 664          | 273                   | 110                            | 383          | 830                   | 217                            | 1047          |
| 17 - Cachar              | 13352                 | 1450                           | 14802        | 1642                  | 218                            | 1860         | 14994                 | 1668                           | 16662         |
| 18 - Karimganj           | 11527                 | 1480                           | 13007        | 954                   | 99                             | 1053         | 12481                 | 1579                           | 14060         |
| 19 - Hailakandi          | 2755                  | 543                            | 3298         | 346                   | 13                             | 359          | 3101                  | 556                            | 3657          |
| 20 - Bongaigaon          | 1155                  | 1104                           | 2259         | 374                   | 304                            | 678          | 1529                  | 1408                           | 2937          |
| 21 - Chirang             | 183                   | 195                            | 378          | 27                    | 7                              | 34           | 210                   | 202                            | 412           |
| 22 - Kamrup              | 1405                  | 1928                           | 3333         | 159                   | 213                            | 372          | 1564                  | 2141                           | 3705          |
| 23 - Kamrup Metropolitan | 488                   | 251                            | 739          | 6765                  | 4975                           | 11740        | 7253                  | 5226                           | 12479         |
| 24 - Nalbari             | 1655                  | 2014                           | 3669         | 398                   | 281                            | 679          | 2053                  | 2295                           | 4348          |
| 25 -Baksa                | 926                   | 1549                           | 2475         | 37                    | 56                             | 93           | 963                   | 1605                           | 2568          |
| 26 - Darrang             | 984                   | 1319                           | 2303         | 173                   | 189                            | 362          | 1157                  | 1508                           | 2665          |
| 27 - Udalguri            | 992                   | 553                            | 1545         | 172                   | 35                             | 207          | 1164                  | 588                            | 1752          |
| <b>Total</b>             | <b>59081</b>          | <b>36025</b>                   | <b>95106</b> | <b>17972</b>          | <b>12394</b>                   | <b>30366</b> | <b>77053</b>          | <b>48419</b>                   | <b>125472</b> |



**Table-3.10 : District wise total number of establishments engaged in Whole sale trade, retail trade & repair of motor vehicles & motor cycles by sector and type of establishment**

| District                 | Rural                 |                                |             | Urban                 |                                |              | Combined              |                                |              |
|--------------------------|-----------------------|--------------------------------|-------------|-----------------------|--------------------------------|--------------|-----------------------|--------------------------------|--------------|
|                          | Without Hired Workers | With At least One Hired Worker | Total       | Without Hired Workers | With At least One Hired Worker | Total        | Without Hired Workers | With At least One Hired Worker | Total        |
| 01 - Kokrajhar           | 116                   | 78                             | 194         | 69                    | 111                            | 180          | 185                   | 189                            | 374          |
| 02 - Dhubri              | 209                   | 184                            | 393         | 143                   | 265                            | 408          | 352                   | 449                            | 801          |
| 03 - Goalpara            | 147                   | 141                            | 288         | 82                    | 309                            | 391          | 229                   | 450                            | 679          |
| 04 - Barpeta             | 125                   | 188                            | 313         | 62                    | 338                            | 400          | 187                   | 526                            | 713          |
| 05 - Morigaon            | 85                    | 84                             | 169         | 100                   | 154                            | 254          | 185                   | 238                            | 423          |
| 06 - Nagaon              | 290                   | 423                            | 713         | 359                   | 984                            | 1343         | 649                   | 1407                           | 2056         |
| 07 - Sonitpur            | 245                   | 418                            | 663         | 175                   | 492                            | 667          | 420                   | 910                            | 1330         |
| 08 - Lakhimpur           | 168                   | 176                            | 344         | 125                   | 343                            | 468          | 293                   | 519                            | 812          |
| 09 - Dhemaji             | 87                    | 114                            | 201         | 75                    | 152                            | 227          | 162                   | 266                            | 428          |
| 10 - Tinsukia            | 191                   | 199                            | 390         | 257                   | 559                            | 816          | 448                   | 758                            | 1206         |
| 11 - Dibrugarh           | 167                   | 179                            | 346         | 251                   | 442                            | 693          | 418                   | 621                            | 1039         |
| 12 - Sivasagar           | 280                   | 301                            | 581         | 137                   | 366                            | 503          | 417                   | 667                            | 1084         |
| 13 - Jorhat              | 271                   | 228                            | 499         | 264                   | 460                            | 724          | 535                   | 688                            | 1223         |
| 14 - Golaghat            | 185                   | 193                            | 378         | 87                    | 251                            | 338          | 272                   | 444                            | 716          |
| 15 - Karbi Anglong       | 124                   | 87                             | 211         | 113                   | 246                            | 359          | 237                   | 333                            | 570          |
| 16 - Dima Hasao          | 19                    | 16                             | 35          | 41                    | 82                             | 123          | 60                    | 98                             | 158          |
| 17 - Cachar              | 642                   | 230                            | 872         | 351                   | 436                            | 787          | 993                   | 666                            | 1659         |
| 18 - Karimganj           | 227                   | 113                            | 340         | 72                    | 151                            | 223          | 299                   | 264                            | 563          |
| 19 - Hailakandi          | 104                   | 89                             | 193         | 78                    | 56                             | 134          | 182                   | 145                            | 327          |
| 20 - Bongaigaon          | 133                   | 178                            | 311         | 127                   | 244                            | 371          | 260                   | 422                            | 682          |
| 21 - Chirang             | 85                    | 76                             | 161         | 10                    | 51                             | 61           | 95                    | 127                            | 222          |
| 22 - Kamrup              | 274                   | 454                            | 728         | 73                    | 145                            | 218          | 347                   | 599                            | 946          |
| 23 - Kamrup Metropolitan | 71                    | 118                            | 189         | 835                   | 3403                           | 4238         | 906                   | 3521                           | 4427         |
| 24 - Nalbari             | 144                   | 95                             | 239         | 61                    | 119                            | 180          | 205                   | 214                            | 419          |
| 25 -Baksa                | 132                   | 155                            | 287         | 8                     | 24                             | 32           | 140                   | 179                            | 319          |
| 26 - Darrang             | 110                   | 138                            | 248         | 68                    | 133                            | 201          | 178                   | 271                            | 449          |
| 27 - Udalguri            | 99                    | 100                            | 199         | 33                    | 93                             | 126          | 132                   | 193                            | 325          |
| <b>Total</b>             | <b>4730</b>           | <b>4755</b>                    | <b>9485</b> | <b>4056</b>           | <b>10409</b>                   | <b>14465</b> | <b>8786</b>           | <b>15164</b>                   | <b>23950</b> |

**Table-3.11 : District wise total number of establishments engaged in Whole sale trade ( not covered in table 2.10 ) by sector and type of establishment**

| District                 | Rural                 |                                |              | Urban                 |                                |              | Combined              |                                |              |
|--------------------------|-----------------------|--------------------------------|--------------|-----------------------|--------------------------------|--------------|-----------------------|--------------------------------|--------------|
|                          | Without Hired Workers | With At least One Hired Worker | Total        | Without Hired Workers | With At least One Hired Worker | Total        | Without Hired Workers | With At least One Hired Worker | Total        |
| 01 - Kokrajhar           | 610                   | 91                             | 701          | 106                   | 67                             | 173          | 716                   | 158                            | 874          |
| 02 - Dhubri              | 1649                  | 290                            | 1939         | 480                   | 390                            | 870          | 2129                  | 680                            | 2809         |
| 03 - Goalpara            | 433                   | 233                            | 666          | 197                   | 168                            | 365          | 630                   | 401                            | 1031         |
| 04 - Barpeta             | 1661                  | 738                            | 2399         | 329                   | 389                            | 718          | 1990                  | 1127                           | 3117         |
| 05 - Morigaon            | 812                   | 152                            | 964          | 215                   | 205                            | 420          | 1027                  | 357                            | 1384         |
| 06 - Nagaon              | 4418                  | 1396                           | 5814         | 962                   | 829                            | 1791         | 5380                  | 2225                           | 7605         |
| 07 - Sonitpur            | 1141                  | 551                            | 1692         | 313                   | 388                            | 701          | 1454                  | 939                            | 2393         |
| 08 - Lakhimpur           | 465                   | 131                            | 596          | 100                   | 199                            | 299          | 565                   | 330                            | 895          |
| 09 - Dhemaji             | 127                   | 61                             | 188          | 41                    | 21                             | 62           | 168                   | 82                             | 250          |
| 10 - Tinsukia            | 414                   | 408                            | 822          | 519                   | 743                            | 1262         | 933                   | 1151                           | 2084         |
| 11 - Dibrugarh           | 464                   | 160                            | 624          | 350                   | 388                            | 738          | 814                   | 548                            | 1362         |
| 12 - Sivasagar           | 847                   | 268                            | 1115         | 54                    | 136                            | 190          | 901                   | 404                            | 1305         |
| 13 - Jorhat              | 2361                  | 681                            | 3042         | 274                   | 225                            | 499          | 2635                  | 906                            | 3541         |
| 14 - Golaghat            | 1114                  | 416                            | 1530         | 162                   | 154                            | 316          | 1276                  | 570                            | 1846         |
| 15 - Karbi Anglong       | 2827                  | 293                            | 3120         | 291                   | 67                             | 358          | 3118                  | 360                            | 3478         |
| 16 - Dima Hasao          | 1209                  | 20                             | 1229         | 85                    | 37                             | 122          | 1294                  | 57                             | 1351         |
| 17 - Cachar              | 4778                  | 242                            | 5020         | 259                   | 208                            | 467          | 5037                  | 450                            | 5487         |
| 18 - Karimganj           | 2360                  | 255                            | 2615         | 381                   | 187                            | 568          | 2741                  | 442                            | 3183         |
| 19 - Hailakandi          | 3159                  | 123                            | 3282         | 173                   | 32                             | 205          | 3332                  | 155                            | 3487         |
| 20 - Bongaigaon          | 551                   | 187                            | 738          | 243                   | 307                            | 550          | 794                   | 494                            | 1288         |
| 21 - Chirang             | 183                   | 53                             | 236          | 11                    | 26                             | 37           | 194                   | 79                             | 273          |
| 22 - Kamrup              | 1524                  | 554                            | 2078         | 200                   | 115                            | 315          | 1724                  | 669                            | 2393         |
| 23 - Kamrup Metropolitan | 289                   | 126                            | 415          | 2563                  | 4306                           | 6869         | 2852                  | 4432                           | 7284         |
| 24 - Nalbari             | 595                   | 170                            | 765          | 57                    | 158                            | 215          | 652                   | 328                            | 980          |
| 25 -Baksa                | 1503                  | 389                            | 1892         | 23                    | 18                             | 41           | 1526                  | 407                            | 1933         |
| 26 - Darrang             | 1250                  | 354                            | 1604         | 141                   | 128                            | 269          | 1391                  | 482                            | 1873         |
| 27 - Udalguri            | 1075                  | 145                            | 1220         | 108                   | 62                             | 170          | 1183                  | 207                            | 1390         |
| <b>Total</b>             | <b>37819</b>          | <b>8487</b>                    | <b>46306</b> | <b>8637</b>           | <b>9953</b>                    | <b>18590</b> | <b>46456</b>          | <b>18440</b>                   | <b>64896</b> |

**Table-3.12 : District wise total number of establishments engaged in Retail trade ( not covered in item-10 ) by sector and type of establishment**

| District                 | Rural                 |                                |               | Urban                 |                                |               | Combined              |                                |               |
|--------------------------|-----------------------|--------------------------------|---------------|-----------------------|--------------------------------|---------------|-----------------------|--------------------------------|---------------|
|                          | Without Hired Workers | With At least One Hired Worker | Total         | Without Hired Workers | With At least One Hired Worker | Total         | Without Hired Workers | With At least One Hired Worker | Total         |
| 01 - Kokrajhar           | 610                   | 91                             | 701           | 106                   | 67                             | 173           | 716                   | 158                            | 874           |
| 02 - Dhubri              | 21939                 | 2559                           | 24498         | 6105                  | 1756                           | 7861          | 28044                 | 4315                           | 32359         |
| 03 - Goalpara            | 11504                 | 2068                           | 13572         | 3444                  | 1141                           | 4585          | 14948                 | 3209                           | 18157         |
| 04 - Barpeta             | 36722                 | 3655                           | 40377         | 6681                  | 3029                           | 9710          | 43403                 | 6684                           | 50087         |
| 05 - Morigaon            | 11389                 | 1527                           | 12916         | 2717                  | 808                            | 3525          | 14106                 | 2335                           | 16441         |
| 06 - Nagaon              | 39527                 | 6888                           | 46415         | 13098                 | 6180                           | 19278         | 52625                 | 13068                          | 65693         |
| 07 - Sonitpur            | 22677                 | 4263                           | 26940         | 5759                  | 2895                           | 8654          | 28436                 | 7158                           | 35594         |
| 08 - Lakhimpur           | 11689                 | 1818                           | 13507         | 3532                  | 1807                           | 5339          | 15221                 | 3625                           | 18846         |
| 09 - Dhemaji             | 7391                  | 1152                           | 8543          | 1415                  | 703                            | 2118          | 8806                  | 1855                           | 10661         |
| 10 - Tinsukia            | 12165                 | 1529                           | 13694         | 8763                  | 3647                           | 12410         | 20928                 | 5176                           | 26104         |
| 11 - Dibrugarh           | 15514                 | 2075                           | 17589         | 7929                  | 2944                           | 10873         | 23443                 | 5019                           | 28462         |
| 12 - Sivasagar           | 18599                 | 2883                           | 21482         | 4255                  | 2114                           | 6369          | 22854                 | 4997                           | 27851         |
| 13 - Jorhat              | 21901                 | 2245                           | 24146         | 9088                  | 3152                           | 12240         | 30989                 | 5397                           | 36386         |
| 14 - Golaghat            | 16080                 | 2966                           | 19046         | 3710                  | 1842                           | 5552          | 19790                 | 4808                           | 24598         |
| 15 - Karbi Anglong       | 15359                 | 1135                           | 16494         | 3525                  | 818                            | 4343          | 18884                 | 1953                           | 20837         |
| 16 - Dima Hasao          | 7147                  | 162                            | 7309          | 2117                  | 507                            | 2624          | 9264                  | 669                            | 9933          |
| 17 - Cachar              | 37612                 | 2564                           | 40176         | 7862                  | 2882                           | 10744         | 45474                 | 5446                           | 50920         |
| 18 - Karimganj           | 23996                 | 2159                           | 26155         | 3068                  | 1125                           | 4193          | 27064                 | 3284                           | 30348         |
| 19 - Hailakandi          | 11918                 | 854                            | 12772         | 2118                  | 525                            | 2643          | 14036                 | 1379                           | 15415         |
| 20 - Bongaigaon          | 8965                  | 1316                           | 10281         | 4160                  | 1633                           | 5793          | 13125                 | 2949                           | 16074         |
| 21 - Chirang             | 4275                  | 612                            | 4887          | 788                   | 552                            | 1340          | 5063                  | 1164                           | 6227          |
| 22 - Kamrup              | 23216                 | 4160                           | 27376         | 3670                  | 1284                           | 4954          | 26886                 | 5444                           | 32330         |
| 23 - Kamrup Metropolitan | 3850                  | 709                            | 4559          | 43563                 | 24589                          | 68152         | 47413                 | 25298                          | 72711         |
| 24 - Nalbari             | 15896                 | 1298                           | 17194         | 2675                  | 829                            | 3504          | 18571                 | 2127                           | 20698         |
| 25 -Baksa                | 12321                 | 2216                           | 14537         | 324                   | 171                            | 495           | 12645                 | 2387                           | 15032         |
| 26 - Darrang             | 12050                 | 1850                           | 13900         | 1942                  | 840                            | 2782          | 13992                 | 2690                           | 16682         |
| 27 - Udalguri            | 10746                 | 1234                           | 11980         | 1629                  | 630                            | 2259          | 12375                 | 1864                           | 14239         |
| <b>Total</b>             | <b>446838</b>         | <b>56943</b>                   | <b>503781</b> | <b>156154</b>         | <b>69369</b>                   | <b>225523</b> | <b>602992</b>         | <b>126312</b>                  | <b>729304</b> |

**Table-3.13 : District wise total number of establishments engaged in Transportation and storage by sector and type of establishment**

| District                 | Rural                 |                                |               | Urban                 |                                |              | Combined              |                                |               |
|--------------------------|-----------------------|--------------------------------|---------------|-----------------------|--------------------------------|--------------|-----------------------|--------------------------------|---------------|
|                          | Without Hired Workers | With At least One Hired Worker | Total         | Without Hired Workers | With At least One Hired Worker | Total        | Without Hired Workers | With At least One Hired Worker | Total         |
| 01 - Kokrajhar           | 3798                  | 341                            | 4139          | 539                   | 132                            | 671          | 4337                  | 473                            | 4810          |
| 02 - Dhubri              | 8556                  | 879                            | 9435          | 1505                  | 323                            | 1828         | 10061                 | 1202                           | 11263         |
| 03 - Goalpara            | 2681                  | 1089                           | 3770          | 744                   | 214                            | 958          | 3425                  | 1303                           | 4728          |
| 04 - Barpeta             | 9350                  | 2351                           | 11701         | 1172                  | 688                            | 1860         | 10522                 | 3039                           | 13561         |
| 05 - Morigaon            | 1943                  | 350                            | 2293          | 382                   | 97                             | 479          | 2325                  | 447                            | 2772          |
| 06 - Nagaon              | 7786                  | 2113                           | 9899          | 2779                  | 1064                           | 3843         | 10565                 | 3177                           | 13742         |
| 07 - Sonitpur            | 3439                  | 1170                           | 4609          | 730                   | 410                            | 1140         | 4169                  | 1580                           | 5749          |
| 08 - Lakhimpur           | 1767                  | 585                            | 2352          | 870                   | 196                            | 1066         | 2637                  | 781                            | 3418          |
| 09 - Dhemaji             | 1309                  | 198                            | 1507          | 156                   | 36                             | 192          | 1465                  | 234                            | 1699          |
| 10 - Tinsukia            | 1134                  | 511                            | 1645          | 1488                  | 454                            | 1942         | 2622                  | 965                            | 3587          |
| 11 - Dibrugarh           | 2571                  | 497                            | 3068          | 1640                  | 241                            | 1881         | 4211                  | 738                            | 4949          |
| 12 - Sivasagar           | 1253                  | 769                            | 2022          | 475                   | 168                            | 643          | 1728                  | 937                            | 2665          |
| 13 - Jorhat              | 2190                  | 623                            | 2813          | 1788                  | 421                            | 2209         | 3978                  | 1044                           | 5022          |
| 14 - Golaghat            | 2718                  | 960                            | 3678          | 384                   | 170                            | 554          | 3102                  | 1130                           | 4232          |
| 15 - Karbi Anglong       | 939                   | 178                            | 1117          | 783                   | 119                            | 902          | 1722                  | 297                            | 2019          |
| 16 - Dima Hasao          | 634                   | 111                            | 745           | 825                   | 76                             | 901          | 1459                  | 187                            | 1646          |
| 17 - Cachar              | 11626                 | 467                            | 12093         | 3371                  | 207                            | 3578         | 14997                 | 674                            | 15671         |
| 18 - Karimganj           | 7233                  | 338                            | 7571          | 834                   | 68                             | 902          | 8067                  | 406                            | 8473          |
| 19 - Hailakandi          | 3992                  | 278                            | 4270          | 495                   | 51                             | 546          | 4487                  | 329                            | 4816          |
| 20 - Bongaigaon          | 2177                  | 698                            | 2875          | 1030                  | 248                            | 1278         | 3207                  | 946                            | 4153          |
| 21 - Chirang             | 512                   | 121                            | 633           | 176                   | 45                             | 221          | 688                   | 166                            | 854           |
| 22 - Kamrup              | 4198                  | 1434                           | 5632          | 604                   | 156                            | 760          | 4802                  | 1590                           | 6392          |
| 23 - Kamrup Metropolitan | 631                   | 193                            | 824           | 14952                 | 3597                           | 18549        | 15583                 | 3790                           | 19373         |
| 24 - Nalbari             | 4482                  | 776                            | 5258          | 690                   | 155                            | 845          | 5172                  | 931                            | 6103          |
| 25 -Baksa                | 2692                  | 620                            | 3312          | 28                    | 6                              | 34           | 2720                  | 626                            | 3346          |
| 26 - Darrang             | 2632                  | 590                            | 3222          | 240                   | 96                             | 336          | 2872                  | 686                            | 3558          |
| 27 - Udalguri            | 2056                  | 376                            | 2432          | 246                   | 74                             | 320          | 2302                  | 450                            | 2752          |
| <b>Total</b>             | <b>94299</b>          | <b>18616</b>                   | <b>112915</b> | <b>38926</b>          | <b>9512</b>                    | <b>48438</b> | <b>133225</b>         | <b>28128</b>                   | <b>161353</b> |

**Table-3.14 : District wise total number of establishments engaged in Accommodation and Food service activities by sector and type of establishment**

| District                 | Rural                 |                                |              | Urban                 |                                |              | Combined              |                                |              |
|--------------------------|-----------------------|--------------------------------|--------------|-----------------------|--------------------------------|--------------|-----------------------|--------------------------------|--------------|
|                          | Without Hired Workers | With At least One Hired Worker | Total        | Without Hired Workers | With At least One Hired Worker | Total        | Without Hired Workers | With At least One Hired Worker | Total        |
| 01 - Kokrajhar           | 1085                  | 649                            | 1734         | 96                    | 245                            | 341          | 1181                  | 894                            | 2075         |
| 02 - Dhubri              | 1289                  | 959                            | 2248         | 457                   | 390                            | 847          | 1746                  | 1349                           | 3095         |
| 03 - Goalpara            | 1155                  | 958                            | 2113         | 218                   | 320                            | 538          | 1373                  | 1278                           | 2651         |
| 04 - Barpeta             | 1450                  | 1372                           | 2822         | 258                   | 646                            | 904          | 1708                  | 2018                           | 3726         |
| 05 - Morigaon            | 554                   | 444                            | 998          | 201                   | 211                            | 412          | 755                   | 655                            | 1410         |
| 06 - Nagaon              | 1893                  | 1808                           | 3701         | 761                   | 1247                           | 2008         | 2654                  | 3055                           | 5709         |
| 07 - Sonitpur            | 1254                  | 1203                           | 2457         | 307                   | 604                            | 911          | 1561                  | 1807                           | 3368         |
| 08 - Lakhimpur           | 563                   | 406                            | 969          | 198                   | 361                            | 559          | 761                   | 767                            | 1528         |
| 09 - Dhemaji             | 472                   | 316                            | 788          | 126                   | 140                            | 266          | 598                   | 456                            | 1054         |
| 10 - Tinsukia            | 574                   | 521                            | 1095         | 511                   | 820                            | 1331         | 1085                  | 1341                           | 2426         |
| 11 - Dibrugarh           | 646                   | 710                            | 1356         | 484                   | 768                            | 1252         | 1130                  | 1478                           | 2608         |
| 12 - Sivasagar           | 953                   | 922                            | 1875         | 301                   | 509                            | 810          | 1254                  | 1431                           | 2685         |
| 13 - Jorhat              | 675                   | 577                            | 1252         | 539                   | 756                            | 1295         | 1214                  | 1333                           | 2547         |
| 14 - Golaghat            | 765                   | 773                            | 1538         | 221                   | 435                            | 656          | 986                   | 1208                           | 2194         |
| 15 - Karbi Anglong       | 571                   | 454                            | 1025         | 177                   | 314                            | 491          | 748                   | 768                            | 1516         |
| 16 - Dima Hasao          | 296                   | 78                             | 374          | 344                   | 138                            | 482          | 640                   | 216                            | 856          |
| 17 - Cachar              | 1348                  | 421                            | 1769         | 638                   | 459                            | 1097         | 1986                  | 880                            | 2866         |
| 18 - Karimganj           | 1228                  | 343                            | 1571         | 226                   | 180                            | 406          | 1454                  | 523                            | 1977         |
| 19 - Hailakandi          | 623                   | 213                            | 836          | 191                   | 88                             | 279          | 814                   | 301                            | 1115         |
| 20 - Bongaigaon          | 907                   | 609                            | 1516         | 276                   | 426                            | 702          | 1183                  | 1035                           | 2218         |
| 21 - Chirang             | 625                   | 453                            | 1078         | 32                    | 134                            | 166          | 657                   | 587                            | 1244         |
| 22 - Kamrup              | 1175                  | 1248                           | 2423         | 198                   | 315                            | 513          | 1373                  | 1563                           | 2936         |
| 23 - Kamrup Metropolitan | 309                   | 299                            | 608          | 2597                  | 5910                           | 8507         | 2906                  | 6209                           | 9115         |
| 24 - Nalbari             | 616                   | 424                            | 1040         | 132                   | 199                            | 331          | 748                   | 623                            | 1371         |
| 25 -Baksa                | 939                   | 834                            | 1773         | 23                    | 31                             | 54           | 962                   | 865                            | 1827         |
| 26 - Darrang             | 542                   | 553                            | 1095         | 124                   | 180                            | 304          | 666                   | 733                            | 1399         |
| 27 - Udalguri            | 911                   | 556                            | 1467         | 140                   | 143                            | 283          | 1051                  | 699                            | 1750         |
| <b>Total</b>             | <b>23418</b>          | <b>18103</b>                   | <b>41521</b> | <b>9776</b>           | <b>15969</b>                   | <b>25745</b> | <b>33194</b>          | <b>34072</b>                   | <b>67266</b> |

**Table-3.15 : District wise total number of establishments engaged in Information & communication by sector and type of establishment**

| District                 | Rural                 |                                |             | Urban                 |                                |             | Combined              |                                |             |
|--------------------------|-----------------------|--------------------------------|-------------|-----------------------|--------------------------------|-------------|-----------------------|--------------------------------|-------------|
|                          | Without Hired Workers | With At least One Hired Worker | Total       | Without Hired Workers | With At least One Hired Worker | Total       | Without Hired Workers | With At least One Hired Worker | Total       |
| 01 - Kokrajhar           | 107                   | 38                             | 145         | 41                    | 43                             | 84          | 148                   | 81                             | 229         |
| 02 - Dhubri              | 202                   | 86                             | 288         | 103                   | 68                             | 171         | 305                   | 154                            | 459         |
| 03 - Goalpara            | 50                    | 68                             | 118         | 43                    | 38                             | 81          | 93                    | 106                            | 199         |
| 04 - Barpeta             | 102                   | 97                             | 199         | 35                    | 80                             | 115         | 137                   | 177                            | 314         |
| 05 - Morigaon            | 81                    | 43                             | 124         | 35                    | 38                             | 73          | 116                   | 81                             | 197         |
| 06 - Nagaon              | 251                   | 202                            | 453         | 126                   | 148                            | 274         | 377                   | 350                            | 727         |
| 07 - Sonitpur            | 119                   | 102                            | 221         | 87                    | 82                             | 169         | 206                   | 184                            | 390         |
| 08 - Lakhimpur           | 52                    | 42                             | 94          | 61                    | 60                             | 121         | 113                   | 102                            | 215         |
| 09 - Dhemaji             | 39                    | 26                             | 65          | 23                    | 20                             | 43          | 62                    | 46                             | 108         |
| 10 - Tinsukia            | 44                    | 46                             | 90          | 124                   | 118                            | 242         | 168                   | 164                            | 332         |
| 11 - Dibrugarh           | 83                    | 65                             | 148         | 111                   | 100                            | 211         | 194                   | 165                            | 359         |
| 12 - Sivasagar           | 89                    | 81                             | 170         | 57                    | 72                             | 129         | 146                   | 153                            | 299         |
| 13 - Jorhat              | 66                    | 77                             | 143         | 87                    | 85                             | 172         | 153                   | 162                            | 315         |
| 14 - Golaghat            | 77                    | 72                             | 149         | 25                    | 51                             | 76          | 102                   | 123                            | 225         |
| 15 - Karbi Anglong       | 69                    | 34                             | 103         | 51                    | 58                             | 109         | 120                   | 92                             | 212         |
| 16 - Dima Hasao          | 8                     | 2                              | 10          | 26                    | 13                             | 39          | 34                    | 15                             | 49          |
| 17 - Cachar              | 87                    | 57                             | 144         | 117                   | 88                             | 205         | 204                   | 145                            | 349         |
| 18 - Karimganj           | 66                    | 31                             | 97          | 51                    | 38                             | 89          | 117                   | 69                             | 186         |
| 19 - Hailakandi          | 46                    | 29                             | 75          | 31                    | 14                             | 45          | 77                    | 43                             | 120         |
| 20 - Bongaigaon          | 61                    | 37                             | 98          | 82                    | 59                             | 141         | 143                   | 96                             | 239         |
| 21 - Chirang             | 45                    | 33                             | 78          | 17                    | 13                             | 30          | 62                    | 46                             | 108         |
| 22 - Kamrup              | 95                    | 96                             | 191         | 23                    | 21                             | 44          | 118                   | 117                            | 235         |
| 23 - Kamrup Metropolitan | 31                    | 28                             | 59          | 896                   | 826                            | 1722        | 927                   | 854                            | 1781        |
| 24 - Nalbari             | 40                    | 34                             | 74          | 20                    | 35                             | 55          | 60                    | 69                             | 129         |
| 25 -Baksa                | 61                    | 47                             | 108         | 6                     | 8                              | 14          | 67                    | 55                             | 122         |
| 26 - Darrang             | 51                    | 51                             | 102         | 23                    | 33                             | 56          | 74                    | 84                             | 158         |
| 27 - Udalguri            | 51                    | 44                             | 95          | 21                    | 25                             | 46          | 72                    | 69                             | 141         |
| <b>Total</b>             | <b>2073</b>           | <b>1568</b>                    | <b>3641</b> | <b>2322</b>           | <b>2234</b>                    | <b>4556</b> | <b>4395</b>           | <b>3802</b>                    | <b>8197</b> |

**Table-3.16 : District wise total number of establishments engaged in Financial and insurance activities by sector and type of establishment**

| District                 | Rural                 |                                |             | Urban                 |                                |             | Combined              |                                |              |
|--------------------------|-----------------------|--------------------------------|-------------|-----------------------|--------------------------------|-------------|-----------------------|--------------------------------|--------------|
|                          | Without Hired Workers | With At least One Hired Worker | Total       | Without Hired Workers | With At least One Hired Worker | Total       | Without Hired Workers | With At least One Hired Worker | Total        |
| 01 - Kokrajhar           | 250                   | 24                             | 274         | 109                   | 37                             | 146         | 359                   | 61                             | 420          |
| 02 - Dhubri              | 114                   | 75                             | 189         | 104                   | 92                             | 196         | 218                   | 167                            | 385          |
| 03 - Goalpara            | 50                    | 56                             | 106         | 52                    | 56                             | 108         | 102                   | 112                            | 214          |
| 04 - Barpeta             | 1212                  | 82                             | 1294        | 236                   | 100                            | 336         | 1448                  | 182                            | 1630         |
| 05 - Morigaon            | 67                    | 47                             | 114         | 32                    | 46                             | 78          | 99                    | 93                             | 192          |
| 06 - Nagaon              | 458                   | 174                            | 632         | 244                   | 215                            | 459         | 702                   | 389                            | 1091         |
| 07 - Sonitpur            | 181                   | 100                            | 281         | 114                   | 135                            | 249         | 295                   | 235                            | 530          |
| 08 - Lakhimpur           | 175                   | 64                             | 239         | 156                   | 83                             | 239         | 331                   | 147                            | 478          |
| 09 - Dhemaji             | 102                   | 26                             | 128         | 7                     | 22                             | 29          | 109                   | 48                             | 157          |
| 10 - Tinsukia            | 226                   | 64                             | 290         | 441                   | 171                            | 612         | 667                   | 235                            | 902          |
| 11 - Dibrugarh           | 244                   | 57                             | 301         | 280                   | 171                            | 451         | 524                   | 228                            | 752          |
| 12 - Sivasagar           | 522                   | 148                            | 670         | 61                    | 122                            | 183         | 583                   | 270                            | 853          |
| 13 - Jorhat              | 560                   | 66                             | 626         | 233                   | 101                            | 334         | 793                   | 167                            | 960          |
| 14 - Golaghat            | 351                   | 113                            | 464         | 47                    | 70                             | 117         | 398                   | 183                            | 581          |
| 15 - Karbi Anglong       | 35                    | 53                             | 88          | 31                    | 43                             | 74          | 66                    | 96                             | 162          |
| 16 - Dima Hasao          | 13                    | 7                              | 20          | 3                     | 26                             | 29          | 16                    | 33                             | 49           |
| 17 - Cachar              | 638                   | 56                             | 694         | 301                   | 100                            | 401         | 939                   | 156                            | 1095         |
| 18 - Karimganj           | 371                   | 51                             | 422         | 118                   | 45                             | 163         | 489                   | 96                             | 585          |
| 19 - Hailakandi          | 124                   | 21                             | 145         | 38                    | 21                             | 59          | 162                   | 42                             | 204          |
| 20 - Bongaigaon          | 67                    | 44                             | 111         | 156                   | 72                             | 228         | 223                   | 116                            | 339          |
| 21 - Chirang             | 23                    | 22                             | 45          | 0                     | 14                             | 14          | 23                    | 36                             | 59           |
| 22 - Kamrup              | 246                   | 157                            | 403         | 42                    | 61                             | 103         | 288                   | 218                            | 506          |
| 23 - Kamrup Metropolitan | 40                    | 24                             | 64          | 2248                  | 812                            | 3060        | 2288                  | 836                            | 3124         |
| 24 - Nalbari             | 822                   | 96                             | 918         | 175                   | 59                             | 234         | 997                   | 155                            | 1152         |
| 25 -Baksa                | 342                   | 59                             | 401         | 6                     | 9                              | 15          | 348                   | 68                             | 416          |
| 26 - Darrang             | 95                    | 59                             | 154         | 62                    | 61                             | 123         | 157                   | 120                            | 277          |
| 27 - Udalguri            | 78                    | 35                             | 113         | 16                    | 34                             | 50          | 94                    | 69                             | 163          |
| <b>Total</b>             | <b>7406</b>           | <b>1780</b>                    | <b>9186</b> | <b>5312</b>           | <b>2778</b>                    | <b>8090</b> | <b>12718</b>          | <b>4558</b>                    | <b>17276</b> |

**Table-3.17 : District wise total number of establishments engaged in Real estate activities by sector and type of establishment**

| District                 | Rural                 |                                |             | Urban                 |                                |              | Combined              |                                |              |
|--------------------------|-----------------------|--------------------------------|-------------|-----------------------|--------------------------------|--------------|-----------------------|--------------------------------|--------------|
|                          | Without Hired Workers | With At least One Hired Worker | Total       | Without Hired Workers | With At least One Hired Worker | Total        | Without Hired Workers | With At least One Hired Worker | Total        |
| 01 - Kokrajhar           | 54                    | 3                              | 57          | 427                   | 1                              | 428          | 481                   | 4                              | 485          |
| 02 - Dhubri              | 33                    | 7                              | 40          | 262                   | 14                             | 276          | 295                   | 21                             | 316          |
| 03 - Goalpara            | 40                    | 11                             | 51          | 173                   | 6                              | 179          | 213                   | 17                             | 230          |
| 04 - Barpeta             | 840                   | 33                             | 873         | 1473                  | 42                             | 1515         | 2313                  | 75                             | 2388         |
| 05 - Morigaon            | 71                    | 9                              | 80          | 153                   | 4                              | 157          | 224                   | 13                             | 237          |
| 06 - Nagaon              | 268                   | 29                             | 297         | 2067                  | 38                             | 2105         | 2335                  | 67                             | 2402         |
| 07 - Sonitpur            | 218                   | 17                             | 235         | 654                   | 11                             | 665          | 872                   | 28                             | 900          |
| 08 - Lakhimpur           | 37                    | 12                             | 49          | 95                    | 17                             | 112          | 132                   | 29                             | 161          |
| 09 - Dhemaji             | 74                    | 6                              | 80          | 3                     | 0                              | 3            | 77                    | 6                              | 83           |
| 10 - Tinsukia            | 292                   | 8                              | 300         | 963                   | 21                             | 984          | 1255                  | 29                             | 1284         |
| 11 - Dibrugarh           | 182                   | 7                              | 189         | 713                   | 22                             | 735          | 895                   | 29                             | 924          |
| 12 - Sivasagar           | 115                   | 1                              | 116         | 656                   | 12                             | 668          | 771                   | 13                             | 784          |
| 13 - Jorhat              | 150                   | 15                             | 165         | 510                   | 34                             | 544          | 660                   | 49                             | 709          |
| 14 - Golaghat            | 143                   | 12                             | 155         | 190                   | 7                              | 197          | 333                   | 19                             | 352          |
| 15 - Karbi Anglong       | 30                    | 0                              | 30          | 449                   | 10                             | 459          | 479                   | 10                             | 489          |
| 16 - Dima Hasao          | 30                    | 0                              | 30          | 44                    | 0                              | 44           | 74                    | 0                              | 74           |
| 17 - Cachar              | 123                   | 20                             | 143         | 661                   | 34                             | 695          | 784                   | 54                             | 838          |
| 18 - Karimganj           | 90                    | 6                              | 96          | 102                   | 4                              | 106          | 192                   | 10                             | 202          |
| 19 - Hailakandi          | 19                    | 1                              | 20          | 42                    | 1                              | 43           | 61                    | 2                              | 63           |
| 20 - Bongaigaon          | 57                    | 2                              | 59          | 379                   | 17                             | 396          | 436                   | 19                             | 455          |
| 21 - Chirang             | 59                    | 1                              | 60          | 0                     | 0                              | 0            | 59                    | 1                              | 60           |
| 22 - Kamrup              | 278                   | 10                             | 288         | 167                   | 2                              | 169          | 445                   | 12                             | 457          |
| 23 - Kamrup Metropolitan | 445                   | 24                             | 469         | 21301                 | 643                            | 21944        | 21746                 | 667                            | 22413        |
| 24 - Nalbari             | 386                   | 20                             | 406         | 558                   | 15                             | 573          | 944                   | 35                             | 979          |
| 25 -Baksa                | 253                   | 5                              | 258         | 2                     | 0                              | 2            | 255                   | 5                              | 260          |
| 26 - Darrang             | 248                   | 3                              | 251         | 819                   | 9                              | 828          | 1067                  | 12                             | 1079         |
| 27 - Udalguri            | 81                    | 7                              | 88          | 165                   | 3                              | 168          | 246                   | 10                             | 256          |
| <b>Total</b>             | <b>4616</b>           | <b>269</b>                     | <b>4885</b> | <b>33028</b>          | <b>967</b>                     | <b>33995</b> | <b>37644</b>          | <b>1236</b>                    | <b>38880</b> |



**Table-3.18 : District wise total number of establishments engaged in Professional, scientific & technical activities by sector and type of establishment**

| District                 | Rural                 |                                |             | Urban                 |                                |             | Combined              |                                |              |
|--------------------------|-----------------------|--------------------------------|-------------|-----------------------|--------------------------------|-------------|-----------------------|--------------------------------|--------------|
|                          | Without Hired Workers | With At least One Hired Worker | Total       | Without Hired Workers | With At least One Hired Worker | Total       | Without Hired Workers | With At least One Hired Worker | Total        |
| 01 - Kokrajhar           | 66                    | 72                             | 138         | 61                    | 44                             | 105         | 127                   | 116                            | 243          |
| 02 - Dhubri              | 160                   | 78                             | 238         | 87                    | 56                             | 143         | 247                   | 134                            | 381          |
| 03 - Goalpara            | 61                    | 37                             | 98          | 40                    | 18                             | 58          | 101                   | 55                             | 156          |
| 04 - Barpeta             | 128                   | 81                             | 209         | 64                    | 80                             | 144         | 192                   | 161                            | 353          |
| 05 - Morigaon            | 62                    | 59                             | 121         | 22                    | 30                             | 52          | 84                    | 89                             | 173          |
| 06 - Nagaon              | 174                   | 207                            | 381         | 154                   | 145                            | 299         | 328                   | 352                            | 680          |
| 07 - Sonitpur            | 93                    | 174                            | 267         | 54                    | 102                            | 156         | 147                   | 276                            | 423          |
| 08 - Lakhimpur           | 57                    | 55                             | 112         | 44                    | 34                             | 78          | 101                   | 89                             | 190          |
| 09 - Dhemaji             | 27                    | 35                             | 62          | 18                    | 11                             | 29          | 45                    | 46                             | 91           |
| 10 - Tinsukia            | 62                    | 215                            | 277         | 196                   | 205                            | 401         | 258                   | 420                            | 678          |
| 11 - Dibrugarh           | 61                    | 156                            | 217         | 174                   | 177                            | 351         | 235                   | 333                            | 568          |
| 12 - Sivasagar           | 69                    | 72                             | 141         | 31                    | 61                             | 92          | 100                   | 133                            | 233          |
| 13 - Jorhat              | 44                    | 63                             | 107         | 68                    | 46                             | 114         | 112                   | 109                            | 221          |
| 14 - Golaghat            | 62                    | 144                            | 206         | 29                    | 37                             | 66          | 91                    | 181                            | 272          |
| 15 - Karbi Anglong       | 36                    | 71                             | 107         | 26                    | 49                             | 75          | 62                    | 120                            | 182          |
| 16 - Dima Hasao          | 2                     | 16                             | 18          | 11                    | 10                             | 21          | 13                    | 26                             | 39           |
| 17 - Cachar              | 145                   | 63                             | 208         | 116                   | 38                             | 154         | 261                   | 101                            | 362          |
| 18 - Karimganj           | 194                   | 45                             | 239         | 63                    | 27                             | 90          | 257                   | 72                             | 329          |
| 19 - Hailakandi          | 51                    | 54                             | 105         | 35                    | 24                             | 59          | 86                    | 78                             | 164          |
| 20 - Bongaigaon          | 78                    | 58                             | 136         | 60                    | 62                             | 122         | 138                   | 120                            | 258          |
| 21 - Chirang             | 55                    | 28                             | 83          | 3                     | 24                             | 27          | 58                    | 52                             | 110          |
| 22 - Kamrup              | 192                   | 155                            | 347         | 49                    | 34                             | 83          | 241                   | 189                            | 430          |
| 23 - Kamrup Metropolitan | 18                    | 36                             | 54          | 1282                  | 1360                           | 2642        | 1300                  | 1396                           | 2696         |
| 24 - Nalbari             | 93                    | 54                             | 147         | 31                    | 29                             | 60          | 124                   | 83                             | 207          |
| 25 -Baksa                | 102                   | 59                             | 161         | 4                     | 1                              | 5           | 106                   | 60                             | 166          |
| 26 - Darrang             | 92                    | 53                             | 145         | 71                    | 17                             | 88          | 163                   | 70                             | 233          |
| 27 - Udalguri            | 55                    | 80                             | 135         | 10                    | 26                             | 36          | 65                    | 106                            | 171          |
| <b>Total</b>             | <b>2239</b>           | <b>2220</b>                    | <b>4459</b> | <b>2803</b>           | <b>2747</b>                    | <b>5550</b> | <b>5042</b>           | <b>4967</b>                    | <b>10009</b> |

**Table-3.19 : District wise total number of establishments engaged in Administrative and support service activities by sector and type of establishment**

| District                 | Rural                 |                                |              | Urban                 |                                |              | Combined              |                                |              |
|--------------------------|-----------------------|--------------------------------|--------------|-----------------------|--------------------------------|--------------|-----------------------|--------------------------------|--------------|
|                          | Without Hired Workers | With At least One Hired Worker | Total        | Without Hired Workers | With At least One Hired Worker | Total        | Without Hired Workers | With At least One Hired Worker | Total        |
| 01 - Kokrajhar           | 219                   | 75                             | 294          | 139                   | 109                            | 248          | 358                   | 184                            | 542          |
| 02 - Dhubri              | 399                   | 302                            | 701          | 166                   | 80                             | 246          | 565                   | 382                            | 947          |
| 03 - Goalpara            | 113                   | 98                             | 211          | 84                    | 57                             | 141          | 197                   | 155                            | 352          |
| 04 - Barpeta             | 669                   | 394                            | 1063         | 165                   | 208                            | 373          | 834                   | 602                            | 1436         |
| 05 - Morigaon            | 179                   | 112                            | 291          | 81                    | 52                             | 133          | 260                   | 164                            | 424          |
| 06 - Nagaon              | 614                   | 474                            | 1088         | 371                   | 317                            | 688          | 985                   | 791                            | 1776         |
| 07 - Sonitpur            | 224                   | 368                            | 592          | 147                   | 209                            | 356          | 371                   | 577                            | 948          |
| 08 - Lakhimpur           | 112                   | 94                             | 206          | 102                   | 112                            | 214          | 214                   | 206                            | 420          |
| 09 - Dhemaji             | 84                    | 84                             | 168          | 37                    | 36                             | 73           | 121                   | 120                            | 241          |
| 10 - Tinsukia            | 72                    | 64                             | 136          | 316                   | 250                            | 566          | 388                   | 314                            | 702          |
| 11 - Dibrugarh           | 199                   | 132                            | 331          | 340                   | 190                            | 530          | 539                   | 322                            | 861          |
| 12 - Sivasagar           | 289                   | 229                            | 518          | 201                   | 145                            | 346          | 490                   | 374                            | 864          |
| 13 - Jorhat              | 315                   | 285                            | 600          | 203                   | 225                            | 428          | 518                   | 510                            | 1028         |
| 14 - Golaghat            | 218                   | 250                            | 468          | 103                   | 111                            | 214          | 321                   | 361                            | 682          |
| 15 - Karbi Anglong       | 83                    | 51                             | 134          | 65                    | 57                             | 122          | 148                   | 108                            | 256          |
| 16 - Dima Hasao          | 26                    | 8                              | 34           | 30                    | 32                             | 62           | 56                    | 40                             | 96           |
| 17 - Cachar              | 354                   | 121                            | 475          | 176                   | 148                            | 324          | 530                   | 269                            | 799          |
| 18 - Karimganj           | 207                   | 136                            | 343          | 113                   | 72                             | 185          | 320                   | 208                            | 528          |
| 19 - Hailakandi          | 118                   | 36                             | 154          | 85                    | 23                             | 108          | 203                   | 59                             | 262          |
| 20 - Bongaigaon          | 136                   | 84                             | 220          | 139                   | 127                            | 266          | 275                   | 211                            | 486          |
| 21 - Chirang             | 93                    | 49                             | 142          | 7                     | 8                              | 15           | 100                   | 57                             | 157          |
| 22 - Kamrup              | 332                   | 423                            | 755          | 58                    | 78                             | 136          | 390                   | 501                            | 891          |
| 23 - Kamrup Metropolitan | 62                    | 77                             | 139          | 2341                  | 2155                           | 4496         | 2403                  | 2232                           | 4635         |
| 24 - Nalbari             | 185                   | 232                            | 417          | 72                    | 64                             | 136          | 257                   | 296                            | 553          |
| 25 -Baksa                | 177                   | 158                            | 335          | 9                     | 8                              | 17           | 186                   | 166                            | 352          |
| 26 - Darrang             | 199                   | 197                            | 396          | 53                    | 64                             | 117          | 252                   | 261                            | 513          |
| 27 - Udalguri            | 184                   | 100                            | 284          | 43                    | 37                             | 80           | 227                   | 137                            | 364          |
| <b>Total</b>             | <b>5862</b>           | <b>4633</b>                    | <b>10495</b> | <b>5646</b>           | <b>4974</b>                    | <b>10620</b> | <b>11508</b>          | <b>9607</b>                    | <b>21115</b> |

**Table-3.20: District wise total number of establishments engaged in Education by sector and type of establishment**

| District                 | Rural                 |                                |              | Urban                 |                                |              | Combined              |                                |               |
|--------------------------|-----------------------|--------------------------------|--------------|-----------------------|--------------------------------|--------------|-----------------------|--------------------------------|---------------|
|                          | Without Hired Workers | With At least One Hired Worker | Total        | Without Hired Workers | With At least One Hired Worker | Total        | Without Hired Workers | With At least One Hired Worker | Total         |
| 01 - Kokrajhar           | 197                   | 2476                           | 2673         | 112                   | 104                            | 216          | 309                   | 2580                           | 2889          |
| 02 - Dhubri              | 412                   | 4854                           | 5266         | 138                   | 366                            | 504          | 550                   | 5220                           | 5770          |
| 03 - Goalpara            | 176                   | 3449                           | 3625         | 66                    | 317                            | 383          | 242                   | 3766                           | 4008          |
| 04 - Barpeta             | 1394                  | 4291                           | 5685         | 472                   | 314                            | 786          | 1866                  | 4605                           | 6471          |
| 05 - Morigaon            | 143                   | 2999                           | 3142         | 54                    | 225                            | 279          | 197                   | 3224                           | 3421          |
| 06 - Nagaon              | 804                   | 8740                           | 9544         | 574                   | 768                            | 1342         | 1378                  | 9508                           | 10886         |
| 07 - Sonitpur            | 413                   | 4601                           | 5014         | 214                   | 368                            | 582          | 627                   | 4969                           | 5596          |
| 08 - Lakhimpur           | 258                   | 4012                           | 4270         | 106                   | 238                            | 344          | 364                   | 4250                           | 4614          |
| 09 - Dhemaji             | 250                   | 2626                           | 2876         | 30                    | 92                             | 122          | 280                   | 2718                           | 2998          |
| 10 - Tinsukia            | 127                   | 2360                           | 2487         | 348                   | 442                            | 790          | 475                   | 2802                           | 3277          |
| 11 - Dibrugarh           | 356                   | 3239                           | 3595         | 368                   | 429                            | 797          | 724                   | 3668                           | 4392          |
| 12 - Sivasagar           | 374                   | 3620                           | 3994         | 69                    | 297                            | 366          | 443                   | 3917                           | 4360          |
| 13 - Jorhat              | 503                   | 3307                           | 3810         | 316                   | 496                            | 812          | 819                   | 3803                           | 4622          |
| 14 - Golaghat            | 265                   | 3199                           | 3464         | 92                    | 279                            | 371          | 357                   | 3478                           | 3835          |
| 15 - Karbi Anglong       | 107                   | 2219                           | 2326         | 116                   | 222                            | 338          | 223                   | 2441                           | 2664          |
| 16 - Dima Hasao          | 28                    | 979                            | 1007         | 18                    | 151                            | 169          | 46                    | 1130                           | 1176          |
| 17 - Cachar              | 668                   | 2594                           | 3262         | 184                   | 285                            | 469          | 852                   | 2879                           | 3731          |
| 18 - Karimganj           | 698                   | 1940                           | 2638         | 183                   | 114                            | 297          | 881                   | 2054                           | 2935          |
| 19 - Hailakandi          | 289                   | 2211                           | 2500         | 36                    | 98                             | 134          | 325                   | 2309                           | 2634          |
| 20 - Bongaigaon          | 99                    | 2006                           | 2105         | 244                   | 245                            | 489          | 343                   | 2251                           | 2594          |
| 21 - Chirang             | 46                    | 1141                           | 1187         | 9                     | 70                             | 79           | 55                    | 1211                           | 1266          |
| 22 - Kamrup              | 339                   | 4286                           | 4625         | 37                    | 362                            | 399          | 376                   | 4648                           | 5024          |
| 23 - Kamrup Metropolitan | 56                    | 574                            | 630          | 3421                  | 2061                           | 5482         | 3477                  | 2635                           | 6112          |
| 24 - Nalbari             | 450                   | 2346                           | 2796         | 130                   | 272                            | 402          | 580                   | 2618                           | 3198          |
| 25 -Baksa                | 251                   | 2924                           | 3175         | 3                     | 18                             | 21           | 254                   | 2942                           | 3196          |
| 26 - Darrang             | 179                   | 2940                           | 3119         | 53                    | 126                            | 179          | 232                   | 3066                           | 3298          |
| 27 - Udalguri            | 160                   | 2221                           | 2381         | 40                    | 81                             | 121          | 200                   | 2302                           | 2502          |
| <b>Total</b>             | <b>9042</b>           | <b>82154</b>                   | <b>91196</b> | <b>7433</b>           | <b>8840</b>                    | <b>16273</b> | <b>16475</b>          | <b>90994</b>                   | <b>107469</b> |

**Table-3.21 : District wise total number of establishments engaged in Human health & social work activities by sector and type of establishment**

| District                 | Rural                 |                                |             | Urban                 |                                |             | Combined              |                                |              |
|--------------------------|-----------------------|--------------------------------|-------------|-----------------------|--------------------------------|-------------|-----------------------|--------------------------------|--------------|
|                          | Without Hired Workers | With At least One Hired Worker | Total       | Without Hired Workers | With At least One Hired Worker | Total       | Without Hired Workers | With At least One Hired Worker | Total        |
| 01 - Kokrajhar           | 92                    | 173                            | 265         | 29                    | 31                             | 60          | 121                   | 204                            | 325          |
| 02 - Dhubri              | 234                   | 293                            | 527         | 96                    | 95                             | 191         | 330                   | 388                            | 718          |
| 03 - Goalpara            | 72                    | 221                            | 293         | 50                    | 47                             | 97          | 122                   | 268                            | 390          |
| 04 - Barpeta             | 169                   | 266                            | 435         | 41                    | 99                             | 140         | 210                   | 365                            | 575          |
| 05 - Morigaon            | 118                   | 149                            | 267         | 28                    | 44                             | 72          | 146                   | 193                            | 339          |
| 06 - Nagaon              | 378                   | 608                            | 986         | 201                   | 272                            | 473         | 579                   | 880                            | 1459         |
| 07 - Sonitpur            | 165                   | 504                            | 669         | 51                    | 157                            | 208         | 216                   | 661                            | 877          |
| 08 - Lakhimpur           | 111                   | 240                            | 351         | 46                    | 92                             | 138         | 157                   | 332                            | 489          |
| 09 - Dhemaji             | 44                    | 147                            | 191         | 5                     | 22                             | 27          | 49                    | 169                            | 218          |
| 10 - Tinsukia            | 62                    | 274                            | 336         | 78                    | 164                            | 242         | 140                   | 438                            | 578          |
| 11 - Dibrugarh           | 92                    | 402                            | 494         | 154                   | 191                            | 345         | 246                   | 593                            | 839          |
| 12 - Sivasagar           | 81                    | 354                            | 435         | 30                    | 101                            | 131         | 111                   | 455                            | 566          |
| 13 - Jorhat              | 100                   | 256                            | 356         | 81                    | 170                            | 251         | 181                   | 426                            | 607          |
| 14 - Golaghat            | 130                   | 341                            | 471         | 41                    | 84                             | 125         | 171                   | 425                            | 596          |
| 15 - Karbi Anglong       | 58                    | 135                            | 193         | 43                    | 48                             | 91          | 101                   | 183                            | 284          |
| 16 - Dima Hasao          | 26                    | 40                             | 66          | 17                    | 36                             | 53          | 43                    | 76                             | 119          |
| 17 - Cachar              | 253                   | 281                            | 534         | 160                   | 147                            | 307         | 413                   | 428                            | 841          |
| 18 - Karimganj           | 201                   | 112                            | 313         | 64                    | 54                             | 118         | 265                   | 166                            | 431          |
| 19 - Hailakandi          | 125                   | 146                            | 271         | 42                    | 15                             | 57          | 167                   | 161                            | 328          |
| 20 - Bongaigaon          | 47                    | 129                            | 176         | 48                    | 86                             | 134         | 95                    | 215                            | 310          |
| 21 - Chirang             | 47                    | 108                            | 155         | 7                     | 25                             | 32          | 54                    | 133                            | 187          |
| 22 - Kamrup              | 177                   | 437                            | 614         | 43                    | 79                             | 122         | 220                   | 516                            | 736          |
| 23 - Kamrup Metropolitan | 34                    | 64                             | 98          | 494                   | 1050                           | 1544        | 528                   | 1114                           | 1642         |
| 24 - Nalbari             | 202                   | 163                            | 365         | 63                    | 64                             | 127         | 265                   | 227                            | 492          |
| 25 -Baksa                | 144                   | 181                            | 325         | 8                     | 4                              | 12          | 152                   | 185                            | 337          |
| 26 - Darrang             | 107                   | 211                            | 318         | 30                    | 63                             | 93          | 137                   | 274                            | 411          |
| 27 - Udalguri            | 93                    | 204                            | 297         | 28                    | 22                             | 50          | 121                   | 226                            | 347          |
| <b>Total</b>             | <b>3362</b>           | <b>6439</b>                    | <b>9801</b> | <b>1978</b>           | <b>3262</b>                    | <b>5240</b> | <b>5340</b>           | <b>9701</b>                    | <b>15041</b> |

**Table-3.22 : District wise total number of establishments engaged in Arts entertainment, sports & amusement and recreation by sector and type of establishment**

| District                 | Rural                 |                                |             | Urban                 |                                |             | Combined              |                                |             |
|--------------------------|-----------------------|--------------------------------|-------------|-----------------------|--------------------------------|-------------|-----------------------|--------------------------------|-------------|
|                          | Without Hired Workers | With At least One Hired Worker | Total       | Without Hired Workers | With At least One Hired Worker | Total       | Without Hired Workers | With At least One Hired Worker | Total       |
| 01 - Kokrajhar           | 137                   | 76                             | 213         | 14                    | 20                             | 34          | 151                   | 96                             | 247         |
| 02 - Dhubri              | 131                   | 107                            | 238         | 50                    | 34                             | 84          | 181                   | 141                            | 322         |
| 03 - Goalpara            | 102                   | 96                             | 198         | 41                    | 20                             | 61          | 143                   | 116                            | 259         |
| 04 - Barpeta             | 146                   | 224                            | 370         | 40                    | 63                             | 103         | 186                   | 287                            | 473         |
| 05 - Morigaon            | 55                    | 104                            | 159         | 16                    | 23                             | 39          | 71                    | 127                            | 198         |
| 06 - Nagaon              | 237                   | 302                            | 539         | 82                    | 92                             | 174         | 319                   | 394                            | 713         |
| 07 - Sonitpur            | 152                   | 280                            | 432         | 40                    | 58                             | 98          | 192                   | 338                            | 530         |
| 08 - Lakhimpur           | 104                   | 137                            | 241         | 30                    | 33                             | 63          | 134                   | 170                            | 304         |
| 09 - Dhemaji             | 47                    | 42                             | 89          | 4                     | 15                             | 19          | 51                    | 57                             | 108         |
| 10 - Tinsukia            | 107                   | 80                             | 187         | 60                    | 70                             | 130         | 167                   | 150                            | 317         |
| 11 - Dibrugarh           | 223                   | 163                            | 386         | 52                    | 54                             | 106         | 275                   | 217                            | 492         |
| 12 - Sivasagar           | 132                   | 172                            | 304         | 18                    | 37                             | 55          | 150                   | 209                            | 359         |
| 13 - Jorhat              | 333                   | 264                            | 597         | 93                    | 77                             | 170         | 426                   | 341                            | 767         |
| 14 - Golaghat            | 226                   | 239                            | 465         | 18                    | 28                             | 46          | 244                   | 267                            | 511         |
| 15 - Karbi Anglong       | 56                    | 37                             | 93          | 18                    | 10                             | 28          | 74                    | 47                             | 121         |
| 16 - Dima Hasao          | 77                    | 38                             | 115         | 36                    | 19                             | 55          | 113                   | 57                             | 170         |
| 17 - Cachar              | 311                   | 38                             | 349         | 148                   | 32                             | 180         | 459                   | 70                             | 529         |
| 18 - Karimganj           | 102                   | 14                             | 116         | 15                    | 15                             | 30          | 117                   | 29                             | 146         |
| 19 - Hailakandi          | 73                    | 28                             | 101         | 11                    | 8                              | 19          | 84                    | 36                             | 120         |
| 20 - Bongaigaon          | 52                    | 37                             | 89          | 34                    | 30                             | 64          | 86                    | 67                             | 153         |
| 21 - Chirang             | 62                    | 38                             | 100         | 6                     | 19                             | 25          | 68                    | 57                             | 125         |
| 22 - Kamrup              | 229                   | 294                            | 523         | 25                    | 31                             | 56          | 254                   | 325                            | 579         |
| 23 - Kamrup Metropolitan | 42                    | 30                             | 72          | 569                   | 366                            | 935         | 611                   | 396                            | 1007        |
| 24 - Nalbari             | 167                   | 56                             | 223         | 46                    | 20                             | 66          | 213                   | 76                             | 289         |
| 25 -Baksa                | 61                    | 90                             | 151         | 0                     | 0                              | 0           | 61                    | 90                             | 151         |
| 26 - Darrang             | 65                    | 86                             | 151         | 28                    | 26                             | 54          | 93                    | 112                            | 205         |
| 27 - Udalguri            | 86                    | 76                             | 162         | 4                     | 5                              | 9           | 90                    | 81                             | 171         |
| <b>Total</b>             | <b>3515</b>           | <b>3148</b>                    | <b>6663</b> | <b>1498</b>           | <b>1205</b>                    | <b>2703</b> | <b>5013</b>           | <b>4353</b>                    | <b>9366</b> |

Table-3.23 : District wise total number of establishments engaged in Other service activities not elsewhere classified by sector and type of establishment

| District                 | Rural                 |                                |               | Urban                 |                                |              | Combined              |                                |               |
|--------------------------|-----------------------|--------------------------------|---------------|-----------------------|--------------------------------|--------------|-----------------------|--------------------------------|---------------|
|                          | Without Hired Workers | With At least One Hired Worker | Total         | Without Hired Workers | With At least One Hired Worker | Total        | Without Hired Workers | With At least One Hired Worker | Total         |
| 01 - Kokrajhar           | 2094                  | 1101                           | 3195          | 310                   | 258                            | 568          | 2404                  | 1359                           | 3763          |
| 02 - Dhubri              | 3935                  | 3054                           | 6989          | 1262                  | 550                            | 1812         | 5197                  | 3604                           | 8801          |
| 03 - Goalpara            | 1931                  | 1781                           | 3712          | 470                   | 311                            | 781          | 2401                  | 2092                           | 4493          |
| 04 - Barpeta             | 2749                  | 2661                           | 5410          | 702                   | 655                            | 1357         | 3451                  | 3316                           | 6767          |
| 05 - Morigaon            | 1932                  | 1364                           | 3296          | 387                   | 214                            | 601          | 2319                  | 1578                           | 3897          |
| 06 - Nagaon              | 6101                  | 5500                           | 11601         | 2170                  | 1560                           | 3730         | 8271                  | 7060                           | 15331         |
| 07 - Sonitpur            | 4826                  | 3283                           | 8109          | 963                   | 737                            | 1700         | 5789                  | 4020                           | 9809          |
| 08 - Lakhimpur           | 3088                  | 1930                           | 5018          | 675                   | 466                            | 1141         | 3763                  | 2396                           | 6159          |
| 09 - Dhemaji             | 1608                  | 655                            | 2263          | 293                   | 149                            | 442          | 1901                  | 804                            | 2705          |
| 10 - Tinsukia            | 2518                  | 1007                           | 3525          | 1550                  | 938                            | 2488         | 4068                  | 1945                           | 6013          |
| 11 - Dibrugarh           | 3223                  | 1463                           | 4686          | 1182                  | 738                            | 1920         | 4405                  | 2201                           | 6606          |
| 12 - Sivasagar           | 3861                  | 2388                           | 6249          | 644                   | 529                            | 1173         | 4505                  | 2917                           | 7422          |
| 13 - Jorhat              | 3449                  | 2157                           | 5606          | 1273                  | 766                            | 2039         | 4722                  | 2923                           | 7645          |
| 14 - Golaghat            | 3437                  | 2579                           | 6016          | 573                   | 439                            | 1012         | 4010                  | 3018                           | 7028          |
| 15 - Karbi Anglong       | 1465                  | 1179                           | 2644          | 335                   | 268                            | 603          | 1800                  | 1447                           | 3247          |
| 16 - Dima Hasao          | 501                   | 272                            | 773           | 248                   | 143                            | 391          | 749                   | 415                            | 1164          |
| 17 - Cachar              | 7210                  | 1469                           | 8679          | 3992                  | 464                            | 4456         | 11202                 | 1933                           | 13135         |
| 18 - Karimganj           | 3737                  | 1101                           | 4838          | 620                   | 186                            | 806          | 4357                  | 1287                           | 5644          |
| 19 - Hailakandi          | 1318                  | 1143                           | 2461          | 584                   | 89                             | 673          | 1902                  | 1232                           | 3134          |
| 20 - Bongaigaon          | 1182                  | 970                            | 2152          | 688                   | 457                            | 1145         | 1870                  | 1427                           | 3297          |
| 21 - Chirang             | 840                   | 623                            | 1463          | 57                    | 130                            | 187          | 897                   | 753                            | 1650          |
| 22 - Kamrup              | 3462                  | 3334                           | 6796          | 762                   | 424                            | 1186         | 4224                  | 3758                           | 7982          |
| 23 - Kamrup Metropolitan | 610                   | 297                            | 907           | 6954                  | 5608                           | 12562        | 7564                  | 5905                           | 13469         |
| 24 - Nalbari             | 2090                  | 1137                           | 3227          | 483                   | 191                            | 674          | 2573                  | 1328                           | 3901          |
| 25 -Baksa                | 2037                  | 1299                           | 3336          | 59                    | 28                             | 87           | 2096                  | 1327                           | 3423          |
| 26 - Darrang             | 1605                  | 1499                           | 3104          | 271                   | 213                            | 484          | 1876                  | 1712                           | 3588          |
| 27 - Udalguri            | 1940                  | 1066                           | 3006          | 213                   | 128                            | 341          | 2153                  | 1194                           | 3347          |
| <b>Total</b>             | <b>72749</b>          | <b>46312</b>                   | <b>119061</b> | <b>27720</b>          | <b>16639</b>                   | <b>44359</b> | <b>100469</b>         | <b>62951</b>                   | <b>163420</b> |

**Table-4.1 : District wise total number of persons employed in agriculture other than crop production & plantation by sector and type of establishment**

| District                 | Rural                 |                                |              | Urban                 |                                |             | Combined              |                                |              |
|--------------------------|-----------------------|--------------------------------|--------------|-----------------------|--------------------------------|-------------|-----------------------|--------------------------------|--------------|
|                          | Without Hired Workers | With At least One Hired Worker | Total        | Without Hired Workers | With At least One Hired Worker | Total       | Without Hired Workers | With At least One Hired Worker | Total        |
| 01 - Kokrajhar           | 316                   | 270                            | 586          | 0                     | 0                              | 0           | 316                   | 270                            | 586          |
| 02 - Dhubri              | 231                   | 198                            | 429          | 16                    | 16                             | 32          | 247                   | 214                            | 461          |
| 03 - Goalpara            | 237                   | 220                            | 457          | 17                    | 23                             | 40          | 254                   | 243                            | 497          |
| 04 - Barpeta             | 1015                  | 1135                           | 2150         | 260                   | 150                            | 410         | 1275                  | 1285                           | 2560         |
| 05 - Morigaon            | 164                   | 133                            | 297          | 10                    | 46                             | 56          | 174                   | 179                            | 353          |
| 06 - Nagaon              | 621                   | 870                            | 1491         | 55                    | 82                             | 137         | 676                   | 952                            | 1628         |
| 07 - Sonitpur            | 1380                  | 743                            | 2123         | 28                    | 15                             | 43          | 1408                  | 758                            | 2166         |
| 08 - Lakhimpur           | 3066                  | 3208                           | 6274         | 26                    | 25                             | 51          | 3092                  | 3233                           | 6325         |
| 09 - Dhemaji             | 290                   | 180                            | 470          | 2                     | 4                              | 6           | 292                   | 184                            | 476          |
| 10 - Tinsukia            | 7377                  | 26930                          | 34307        | 172                   | 141                            | 313         | 7549                  | 27071                          | 34620        |
| 11 - Dibrugarh           | 540                   | 167                            | 707          | 38                    | 20                             | 58          | 578                   | 187                            | 765          |
| 12 - Sivasagar           | 361                   | 708                            | 1069         | 1                     | 14                             | 15          | 362                   | 722                            | 1084         |
| 13 - Jorhat              | 871                   | 287                            | 1158         | 91                    | 12                             | 103         | 962                   | 299                            | 1261         |
| 14 - Golaghat            | 1493                  | 818                            | 2311         | 44                    | 25                             | 69          | 1537                  | 843                            | 2380         |
| 15 - Karbi Anglong       | 3218                  | 279                            | 3497         | 129                   | 12                             | 141         | 3347                  | 291                            | 3638         |
| 16 - Dima Hasao          | 148                   | 4                              | 152          | 10                    | 0                              | 10          | 158                   | 4                              | 162          |
| 17 - Cachar              | 2495                  | 162                            | 2657         | 125                   | 11                             | 136         | 2620                  | 173                            | 2793         |
| 18 - Karimganj           | 2689                  | 513                            | 3202         | 19                    | 2                              | 21          | 2708                  | 515                            | 3223         |
| 19 - Hailakandi          | 174                   | 18                             | 192          | 62                    | 0                              | 62          | 236                   | 18                             | 254          |
| 20 - Bongaigaon          | 142                   | 143                            | 285          | 16                    | 10                             | 26          | 158                   | 153                            | 311          |
| 21 - Chirang             | 11                    | 48                             | 59           | 0                     | 0                              | 0           | 11                    | 48                             | 59           |
| 22 - Kamrup              | 543                   | 554                            | 1097         | 3                     | 15                             | 18          | 546                   | 569                            | 1115         |
| 23 - Kamrup Metropolitan | 53                    | 148                            | 201          | 29                    | 101                            | 130         | 82                    | 249                            | 331          |
| 24 - Nalbari             | 327                   | 1139                           | 1466         | 32                    | 87                             | 119         | 359                   | 1226                           | 1585         |
| 25 -Baksa                | 163                   | 321                            | 484          | 0                     | 6                              | 6           | 163                   | 327                            | 490          |
| 26 - Darrang             | 189                   | 272                            | 461          | 8                     | 0                              | 8           | 197                   | 272                            | 469          |
| 27 - Udalguri            | 55                    | 67                             | 122          | 1                     | 3                              | 4           | 56                    | 70                             | 126          |
| <b>Total</b>             | <b>28169</b>          | <b>39535</b>                   | <b>67704</b> | <b>1194</b>           | <b>820</b>                     | <b>2014</b> | <b>29363</b>          | <b>40355</b>                   | <b>69718</b> |

**Table-4.2 : District wise total number of persons employed in Livestock by sector and type of establishment in Assam**

| District                 | Rural                 |                                |               | Urban                 |                                |              | Combined              |                                |               |
|--------------------------|-----------------------|--------------------------------|---------------|-----------------------|--------------------------------|--------------|-----------------------|--------------------------------|---------------|
|                          | Without Hired Workers | With At least One Hired Worker | Total         | Without Hired Workers | With At least One Hired Worker | Total        | Without Hired Workers | With At least One Hired Worker | Total         |
| 01 - Kokrajhar           | 4181                  | 464                            | 4645          | 104                   | 26                             | 130          | 4285                  | 490                            | 4775          |
| 02 - Dhubri              | 1972                  | 294                            | 2266          | 185                   | 41                             | 226          | 2157                  | 335                            | 2492          |
| 03 - Goalpara            | 1014                  | 789                            | 1803          | 162                   | 75                             | 237          | 1176                  | 864                            | 2040          |
| 04 - Barpeta             | 54496                 | 1807                           | 56303         | 7246                  | 294                            | 7540         | 61742                 | 2101                           | 63843         |
| 05 - Morigaon            | 2909                  | 719                            | 3628          | 128                   | 161                            | 289          | 3037                  | 880                            | 3917          |
| 06 - Nagaon              | 23861                 | 3917                           | 27778         | 1525                  | 544                            | 2069         | 25386                 | 4461                           | 29847         |
| 07 - Sonitpur            | 5713                  | 1519                           | 7232          | 506                   | 213                            | 719          | 6219                  | 1732                           | 7951          |
| 08 - Lakhimpur           | 2345                  | 548                            | 2893          | 99                    | 115                            | 214          | 2444                  | 663                            | 3107          |
| 09 - Dhemaji             | 2103                  | 506                            | 2609          | 40                    | 13                             | 53           | 2143                  | 519                            | 2662          |
| 10 - Tinsukia            | 2878                  | 975                            | 3853          | 554                   | 207                            | 761          | 3432                  | 1182                           | 4614          |
| 11 - Dibrugarh           | 3859                  | 949                            | 4808          | 328                   | 132                            | 460          | 4187                  | 1081                           | 5268          |
| 12 - Sivasagar           | 15910                 | 2260                           | 18170         | 301                   | 87                             | 388          | 16211                 | 2347                           | 18558         |
| 13 - Jorhat              | 7639                  | 1082                           | 8721          | 589                   | 103                            | 692          | 8228                  | 1185                           | 9413          |
| 14 - Golaghat            | 3937                  | 1431                           | 5368          | 233                   | 33                             | 266          | 4170                  | 1464                           | 5634          |
| 15 - Karbi Anglong       | 7502                  | 854                            | 8356          | 804                   | 135                            | 939          | 8306                  | 989                            | 9295          |
| 16 - Dima Hasao          | 342                   | 33                             | 375           | 75                    | 18                             | 93           | 417                   | 51                             | 468           |
| 17 - Cachar              | 2857                  | 362                            | 3219          | 55                    | 33                             | 88           | 2912                  | 395                            | 3307          |
| 18 - Karimganj           | 1989                  | 296                            | 2285          | 33                    | 6                              | 39           | 2022                  | 302                            | 2324          |
| 19 - Hailakandi          | 765                   | 86                             | 851           | 67                    | 36                             | 103          | 832                   | 122                            | 954           |
| 20 - Bongaigaon          | 839                   | 563                            | 1402          | 394                   | 217                            | 611          | 1233                  | 780                            | 2013          |
| 21 - Chirang             | 1719                  | 108                            | 1827          | 33                    | 24                             | 57           | 1752                  | 132                            | 1884          |
| 22 - Kamrup              | 8694                  | 1906                           | 10600         | 278                   | 61                             | 339          | 8972                  | 1967                           | 10939         |
| 23 - Kamrup Metropolitan | 2231                  | 1389                           | 3620          | 1962                  | 1557                           | 3519         | 4193                  | 2946                           | 7139          |
| 24 - Nalbari             | 1277                  | 528                            | 1805          | 63                    | 59                             | 122          | 1340                  | 587                            | 1927          |
| 25 -Baksa                | 7747                  | 780                            | 8527          | 77                    | 4                              | 81           | 7824                  | 784                            | 8608          |
| 26 - Darrang             | 1950                  | 611                            | 2561          | 43                    | 53                             | 96           | 1993                  | 664                            | 2657          |
| 27 - Udalguri            | 1463                  | 229                            | 1692          | 13                    | 6                              | 19           | 1476                  | 235                            | 1711          |
| <b>Total</b>             | <b>172192</b>         | <b>25005</b>                   | <b>197197</b> | <b>15897</b>          | <b>4253</b>                    | <b>20150</b> | <b>188089</b>         | <b>29258</b>                   | <b>217347</b> |



**Table-4.3 : District wise total number of persons employed in Forestry and Logging for broad activity (03) by sector and type of establishment**

| District                 | Rural                 |                                |              | Urban                 |                                |             | Combined              |                                |              |
|--------------------------|-----------------------|--------------------------------|--------------|-----------------------|--------------------------------|-------------|-----------------------|--------------------------------|--------------|
|                          | Without Hired Workers | With At least One Hired Worker | Total        | Without Hired Workers | With At least One Hired Worker | Total       | Without Hired Workers | With At least One Hired Worker | Total        |
| 01 - Kokrajhar           | 802                   | 59                             | 861          | 7                     | 7                              | 14          | 809                   | 66                             | 875          |
| 02 - Dhubri              | 324                   | 124                            | 448          | 48                    | 18                             | 66          | 372                   | 142                            | 514          |
| 03 - Goalpara            | 428                   | 200                            | 628          | 16                    | 13                             | 29          | 444                   | 213                            | 657          |
| 04 - Barpeta             | 73                    | 188                            | 261          | 4                     | 14                             | 18          | 77                    | 202                            | 279          |
| 05 - Morigaon            | 468                   | 79                             | 547          | 17                    | 0                              | 17          | 485                   | 79                             | 564          |
| 06 - Nagaon              | 1340                  | 348                            | 1688         | 129                   | 195                            | 324         | 1469                  | 543                            | 2012         |
| 07 - Sonitpur            | 305                   | 97                             | 402          | 25                    | 56                             | 81          | 330                   | 153                            | 483          |
| 08 - Lakhimpur           | 479                   | 173                            | 652          | 7                     | 35                             | 42          | 486                   | 208                            | 694          |
| 09 - Dhemaji             | 210                   | 86                             | 296          | 4                     | 16                             | 20          | 214                   | 102                            | 316          |
| 10 - Tinsukia            | 120                   | 124                            | 244          | 26                    | 62                             | 88          | 146                   | 186                            | 332          |
| 11 - Dibrugarh           | 199                   | 59                             | 258          | 41                    | 10                             | 51          | 240                   | 69                             | 309          |
| 12 - Sivasagar           | 360                   | 265                            | 625          | 37                    | 7                              | 44          | 397                   | 272                            | 669          |
| 13 - Jorhat              | 209                   | 198                            | 407          | 20                    | 50                             | 70          | 229                   | 248                            | 477          |
| 14 - Golaghat            | 189                   | 92                             | 281          | 3                     | 35                             | 38          | 192                   | 127                            | 319          |
| 15 - Karbi Anglong       | 2463                  | 231                            | 2694         | 21                    | 5                              | 26          | 2484                  | 236                            | 2720         |
| 16 - Dima Hasao          | 736                   | 31                             | 767          | 8                     | 6                              | 14          | 744                   | 37                             | 781          |
| 17 - Cachar              | 808                   | 83                             | 891          | 6                     | 0                              | 6           | 814                   | 83                             | 897          |
| 18 - Karimganj           | 3054                  | 77                             | 3131         | 106                   | 5                              | 111         | 3160                  | 82                             | 3242         |
| 19 - Hailakandi          | 272                   | 28                             | 300          | 15                    | 6                              | 21          | 287                   | 34                             | 321          |
| 20 - Bongaigaon          | 136                   | 31                             | 167          | 13                    | 15                             | 28          | 149                   | 46                             | 195          |
| 21 - Chirang             | 55                    | 9                              | 64           | 0                     | 4                              | 4           | 55                    | 13                             | 68           |
| 22 - Kamrup              | 245                   | 295                            | 540          | 28                    | 10                             | 38          | 273                   | 305                            | 578          |
| 23 - Kamrup Metropolitan | 86                    | 48                             | 134          | 60                    | 120                            | 180         | 146                   | 168                            | 314          |
| 24 - Nalbari             | 132                   | 174                            | 306          | 13                    | 26                             | 39          | 145                   | 200                            | 345          |
| 25 -Baksa                | 275                   | 90                             | 365          | 2                     | 0                              | 2           | 277                   | 90                             | 367          |
| 26 - Darrang             | 52                    | 82                             | 134          | 7                     | 24                             | 31          | 59                    | 106                            | 165          |
| 27 - Udalguri            | 170                   | 43                             | 213          | 2                     | 0                              | 2           | 172                   | 43                             | 215          |
| <b>Total</b>             | <b>13990</b>          | <b>3314</b>                    | <b>17304</b> | <b>665</b>            | <b>739</b>                     | <b>1404</b> | <b>14655</b>          | <b>4053</b>                    | <b>18708</b> |

**Table-4.4 : District wise total number of persons employed in Fishing and aquaculture by sector and type of establishment**

| District                 | Rural                 |                                |              | Urban                 |                                |             | Combined              |                                |              |
|--------------------------|-----------------------|--------------------------------|--------------|-----------------------|--------------------------------|-------------|-----------------------|--------------------------------|--------------|
|                          | Without Hired Workers | With At least One Hired Worker | Total        | Without Hired Workers | With At least One Hired Worker | Total       | Without Hired Workers | With At least One Hired Worker | Total        |
| 01 - Kokrajhar           | 1713                  | 371                            | 2084         | 11                    | 9                              | 20          | 1724                  | 380                            | 2104         |
| 02 - Dhubri              | 3643                  | 599                            | 4242         | 484                   | 34                             | 518         | 4127                  | 633                            | 4760         |
| 03 - Goalpara            | 2082                  | 634                            | 2716         | 100                   | 60                             | 160         | 2182                  | 694                            | 2876         |
| 04 - Barpeta             | 14495                 | 2085                           | 16580        | 343                   | 58                             | 401         | 14838                 | 2143                           | 16981        |
| 05 - Morigaon            | 2375                  | 753                            | 3128         | 75                    | 2                              | 77          | 2450                  | 755                            | 3205         |
| 06 - Nagaon              | 6396                  | 2858                           | 9254         | 156                   | 178                            | 334         | 6552                  | 3036                           | 9588         |
| 07 - Sonitpur            | 2095                  | 477                            | 2572         | 67                    | 48                             | 115         | 2162                  | 525                            | 2687         |
| 08 - Lakhimpur           | 2242                  | 485                            | 2727         | 18                    | 45                             | 63          | 2260                  | 530                            | 2790         |
| 09 - Dhemaji             | 1049                  | 226                            | 1275         | 2                     | 0                              | 2           | 1051                  | 226                            | 1277         |
| 10 - Tinsukia            | 1656                  | 153                            | 1809         | 135                   | 29                             | 164         | 1791                  | 182                            | 1973         |
| 11 - Dibrugarh           | 1403                  | 232                            | 1635         | 34                    | 11                             | 45          | 1437                  | 243                            | 1680         |
| 12 - Sivasagar           | 1037                  | 311                            | 1348         | 0                     | 13                             | 13          | 1037                  | 324                            | 1361         |
| 13 - Jorhat              | 992                   | 137                            | 1129         | 33                    | 2                              | 35          | 1025                  | 139                            | 1164         |
| 14 - Golaghat            | 1119                  | 350                            | 1469         | 38                    | 10                             | 48          | 1157                  | 360                            | 1517         |
| 15 - Karbi Anglong       | 636                   | 116                            | 752          | 21                    | 3                              | 24          | 657                   | 119                            | 776          |
| 16 - Dima Hasao          | 103                   | 4                              | 107          | 0                     | 0                              | 0           | 103                   | 4                              | 107          |
| 17 - Cachar              | 2401                  | 139                            | 2540         | 31                    | 0                              | 31          | 2432                  | 139                            | 2571         |
| 18 - Karimganj           | 1971                  | 90                             | 2061         | 6                     | 5                              | 11          | 1977                  | 95                             | 2072         |
| 19 - Hailakandi          | 571                   | 58                             | 629          | 7                     | 2                              | 9           | 578                   | 60                             | 638          |
| 20 - Bongaigaon          | 1438                  | 258                            | 1696         | 127                   | 40                             | 167         | 1565                  | 298                            | 1863         |
| 21 - Chirang             | 244                   | 24                             | 268          | 2                     | 0                              | 2           | 246                   | 24                             | 270          |
| 22 - Kamrup              | 3244                  | 481                            | 3725         | 328                   | 39                             | 367         | 3572                  | 520                            | 4092         |
| 23 - Kamrup Metropolitan | 435                   | 85                             | 520          | 246                   | 86                             | 332         | 681                   | 171                            | 852          |
| 24 - Nalbari             | 1860                  | 540                            | 2400         | 22                    | 0                              | 22          | 1882                  | 540                            | 2422         |
| 25 -Baksa                | 1460                  | 228                            | 1688         | 11                    | 4                              | 15          | 1471                  | 232                            | 1703         |
| 26 - Darrang             | 1431                  | 242                            | 1673         | 20                    | 0                              | 20          | 1451                  | 242                            | 1693         |
| 27 - Udalguri            | 481                   | 70                             | 551          | 3                     | 2                              | 5           | 484                   | 72                             | 556          |
| <b>Total</b>             | <b>58572</b>          | <b>12006</b>                   | <b>70578</b> | <b>2320</b>           | <b>680</b>                     | <b>3000</b> | <b>60892</b>          | <b>12686</b>                   | <b>73578</b> |

**Table-4.5 : District wise total number of persons employed in Mining and quarrying by sector and type of establishment**

| District                 | Rural                 |                                |             | Urban                 |                                |             | Combined              |                                |              |
|--------------------------|-----------------------|--------------------------------|-------------|-----------------------|--------------------------------|-------------|-----------------------|--------------------------------|--------------|
|                          | Without Hired Workers | With At least One Hired Worker | Total       | Without Hired Workers | With At least One Hired Worker | Total       | Without Hired Workers | With At least One Hired Worker | Total        |
| 01 - Kokrajhar           | 1                     | 5                              | 6           | 0                     | 0                              | 0           | 1                     | 5                              | 6            |
| 02 - Dhubri              | 510                   | 728                            | 1238        | 2                     | 8                              | 10          | 512                   | 736                            | 1248         |
| 03 - Goalpara            | 32                    | 156                            | 188         | 11                    | 33                             | 44          | 43                    | 189                            | 232          |
| 04 - Barpeta             | 13                    | 55                             | 68          | 4                     | 27                             | 31          | 17                    | 82                             | 99           |
| 05 - Morigaon            | 327                   | 257                            | 584         | 0                     | 9                              | 9           | 327                   | 266                            | 593          |
| 06 - Nagaon              | 345                   | 711                            | 1056        | 5                     | 50                             | 55          | 350                   | 761                            | 1111         |
| 07 - Sonitpur            | 18                    | 357                            | 375         | 1                     | 14                             | 15          | 19                    | 371                            | 390          |
| 08 - Lakhimpur           | 293                   | 363                            | 656         | 2                     | 5                              | 7           | 295                   | 368                            | 663          |
| 09 - Dhemaji             | 31                    | 26                             | 57          | 0                     | 2                              | 2           | 31                    | 28                             | 59           |
| 10 - Tinsukia            | 11                    | 463                            | 474         | 5                     | 400                            | 405         | 16                    | 863                            | 879          |
| 11 - Dibrugarh           | 2                     | 783                            | 785         | 5                     | 65                             | 70          | 7                     | 848                            | 855          |
| 12 - Sivasagar           | 18                    | 741                            | 759         | 1                     | 1455                           | 1456        | 19                    | 2196                           | 2215         |
| 13 - Jorhat              | 21                    | 54                             | 75          | 3                     | 10                             | 13          | 24                    | 64                             | 88           |
| 14 - Golaghat            | 14                    | 363                            | 377         | 2                     | 16                             | 18          | 16                    | 379                            | 395          |
| 15 - Karbi Anglong       | 102                   | 102                            | 204         | 1                     | 0                              | 1           | 103                   | 102                            | 205          |
| 16 - Dima Hasao          | 99                    | 69                             | 168         | 3                     | 3                              | 6           | 102                   | 72                             | 174          |
| 17 - Cachar              | 279                   | 427                            | 706         | 4                     | 3                              | 7           | 283                   | 430                            | 713          |
| 18 - Karimganj           | 406                   | 59                             | 465         | 10                    | 0                              | 10          | 416                   | 59                             | 475          |
| 19 - Hailakandi          | 35                    | 14                             | 49          | 0                     | 0                              | 0           | 35                    | 14                             | 49           |
| 20 - Bongaigaon          | 5                     | 23                             | 28          | 4                     | 22                             | 26          | 9                     | 45                             | 54           |
| 21 - Chirang             | 1                     | 67                             | 68          | 0                     | 0                              | 0           | 1                     | 67                             | 68           |
| 22 - Kamrup              | 66                    | 532                            | 598         | 9                     | 16                             | 25          | 75                    | 548                            | 623          |
| 23 - Kamrup Metropolitan | 10                    | 46                             | 56          | 20                    | 221                            | 241         | 30                    | 267                            | 297          |
| 24 - Nalbari             | 7                     | 18                             | 25          | 0                     | 0                              | 0           | 7                     | 18                             | 25           |
| 25 -Baksa                | 33                    | 212                            | 245         | 0                     | 0                              | 0           | 33                    | 212                            | 245          |
| 26 - Darrang             | 10                    | 40                             | 50          | 1                     | 2                              | 3           | 11                    | 42                             | 53           |
| 27 - Udalguri            | 4                     | 125                            | 129         | 1                     | 0                              | 1           | 5                     | 125                            | 130          |
| <b>Total</b>             | <b>2693</b>           | <b>6796</b>                    | <b>9489</b> | <b>94</b>             | <b>2361</b>                    | <b>2455</b> | <b>2787</b>           | <b>9157</b>                    | <b>11944</b> |

Table-4.6 : District wise total number of persons employed in Manufacturing by sector and type of establishment in Assam

| District                 | Rural                 |                                |               | Urban                 |                                |               | Combined              |                                |               |
|--------------------------|-----------------------|--------------------------------|---------------|-----------------------|--------------------------------|---------------|-----------------------|--------------------------------|---------------|
|                          | Without Hired Workers | With At least One Hired Worker | Total         | Without Hired Workers | With At least One Hired Worker | Total         | Without Hired Workers | With At least One Hired Worker | Total         |
| 01 - Kokrajhar           | 3691                  | 2428                           | 6119          | 381                   | 1402                           | 1783          | 4072                  | 3830                           | 7902          |
| 02 - Dhubri              | 6339                  | 16135                          | 22474         | 1421                  | 3943                           | 5364          | 7760                  | 20078                          | 27838         |
| 03 - Goalpara            | 4930                  | 5287                           | 10217         | 919                   | 2011                           | 2930          | 5849                  | 7298                           | 13147         |
| 04 - Barpeta             | 21200                 | 13039                          | 34239         | 3694                  | 6618                           | 10312         | 24894                 | 19657                          | 44551         |
| 05 - Morigaon            | 3222                  | 5403                           | 8625          | 451                   | 1988                           | 2439          | 3673                  | 7391                           | 11064         |
| 06 - Nagaon              | 14087                 | 25375                          | 39462         | 2815                  | 11020                          | 13835         | 16902                 | 36395                          | 53297         |
| 07 - Sonitpur            | 6666                  | 20975                          | 27641         | 1304                  | 4331                           | 5635          | 7970                  | 25306                          | 33276         |
| 08 - Lakhimpur           | 3881                  | 6602                           | 10483         | 581                   | 2451                           | 3032          | 4462                  | 9053                           | 13515         |
| 09 - Dhemaji             | 3379                  | 2293                           | 5672          | 386                   | 730                            | 1116          | 3765                  | 3023                           | 6788          |
| 10 - Tinsukia            | 3452                  | 25480                          | 28932         | 1884                  | 5988                           | 7872          | 5336                  | 31468                          | 36804         |
| 11 - Dibrugarh           | 3160                  | 20739                          | 23899         | 1629                  | 6268                           | 7897          | 4789                  | 27007                          | 31796         |
| 12 - Sivasagar           | 9563                  | 18509                          | 28072         | 686                   | 3558                           | 4244          | 10249                 | 22067                          | 32316         |
| 13 - Jorhat              | 7219                  | 10961                          | 18180         | 1536                  | 4380                           | 5916          | 8755                  | 15341                          | 24096         |
| 14 - Golaghat            | 5090                  | 16838                          | 21928         | 737                   | 2449                           | 3186          | 5827                  | 19287                          | 25114         |
| 15 - Karbi Anglong       | 8796                  | 4305                           | 13101         | 593                   | 1074                           | 1667          | 9389                  | 5379                           | 14768         |
| 16 - Dima Hasao          | 754                   | 399                            | 1153          | 306                   | 371                            | 677           | 1060                  | 770                            | 1830          |
| 17 - Cachar              | 9093                  | 14616                          | 23709         | 1787                  | 2986                           | 4773          | 10880                 | 17602                          | 28482         |
| 18 - Karimganj           | 6664                  | 7083                           | 13747         | 714                   | 1100                           | 1814          | 7378                  | 8183                           | 15561         |
| 19 - Hailakandi          | 2695                  | 4654                           | 7349          | 402                   | 589                            | 991           | 3097                  | 5243                           | 8340          |
| 20 - Bongaigaon          | 2695                  | 5133                           | 7828          | 1068                  | 3397                           | 4465          | 3763                  | 8530                           | 12293         |
| 21 - Chirang             | 1456                  | 1328                           | 2784          | 63                    | 694                            | 757           | 1519                  | 2022                           | 3541          |
| 22 - Kamrup              | 10991                 | 20105                          | 31096         | 3255                  | 7628                           | 10883         | 14246                 | 27733                          | 41979         |
| 23 - Kamrup Metropolitan | 1092                  | 10018                          | 11110         | 6306                  | 34015                          | 40321         | 7398                  | 44033                          | 51431         |
| 24 - Nalbari             | 6598                  | 5271                           | 11869         | 993                   | 2107                           | 3100          | 7591                  | 7378                           | 14969         |
| 25 -Baksa                | 6356                  | 6462                           | 12818         | 73                    | 234                            | 307           | 6429                  | 6696                           | 13125         |
| 26 - Darrang             | 2950                  | 6782                           | 9732          | 305                   | 1726                           | 2031          | 3255                  | 8508                           | 11763         |
| 27 - Udalguri            | 2928                  | 7492                           | 10420         | 279                   | 957                            | 1236          | 3207                  | 8449                           | 11656         |
| <b>Total</b>             | <b>158947</b>         | <b>283712</b>                  | <b>442659</b> | <b>34568</b>          | <b>114015</b>                  | <b>148583</b> | <b>193515</b>         | <b>397727</b>                  | <b>591242</b> |

**Table-4.7 : : District wise total number of persons employed in Electricity, gas, steam and air conditioning supply by sector and type of establishment**

| District                 | Rural                 |                                |             | Urban                 |                                |             | Combined              |                                |              |
|--------------------------|-----------------------|--------------------------------|-------------|-----------------------|--------------------------------|-------------|-----------------------|--------------------------------|--------------|
|                          | Without Hired Workers | With At least One Hired Worker | Total       | Without Hired Workers | With At least One Hired Worker | Total       | Without Hired Workers | With At least One Hired Worker | Total        |
| 01 - Kokrajhar           | 4                     | 28                             | 32          | 0                     | 90                             | 90          | 4                     | 118                            | 122          |
| 02 - Dhubri              | 24                    | 148                            | 172         | 12                    | 200                            | 212         | 36                    | 348                            | 384          |
| 03 - Goalpara            | 16                    | 146                            | 162         | 1                     | 131                            | 132         | 17                    | 277                            | 294          |
| 04 - Barpeta             | 7                     | 80                             | 87          | 0                     | 35                             | 35          | 7                     | 115                            | 122          |
| 05 - Morigaon            | 2                     | 169                            | 171         | 2                     | 205                            | 207         | 4                     | 374                            | 378          |
| 06 - Nagaon              | 26                    | 587                            | 613         | 6                     | 355                            | 361         | 32                    | 942                            | 974          |
| 07 - Sonitpur            | 10                    | 287                            | 297         | 1                     | 85                             | 86          | 11                    | 372                            | 383          |
| 08 - Lakhimpur           | 25                    | 209                            | 234         | 6                     | 340                            | 346         | 31                    | 549                            | 580          |
| 09 - Dhemaji             | 3                     | 103                            | 106         | 0                     | 87                             | 87          | 3                     | 190                            | 193          |
| 10 - Tinsukia            | 7                     | 335                            | 342         | 16                    | 318                            | 334         | 23                    | 653                            | 676          |
| 11 - Dibrugarh           | 5                     | 618                            | 623         | 2                     | 747                            | 749         | 7                     | 1365                           | 1372         |
| 12 - Sivasagar           | 26                    | 520                            | 546         | 9                     | 391                            | 400         | 35                    | 911                            | 946          |
| 13 - Jorhat              | 11                    | 236                            | 247         | 6                     | 115                            | 121         | 17                    | 351                            | 368          |
| 14 - Golaghat            | 27                    | 150                            | 177         | 4                     | 96                             | 100         | 31                    | 246                            | 277          |
| 15 - Karbi Anglong       | 3                     | 68                             | 71          | 0                     | 149                            | 149         | 3                     | 217                            | 220          |
| 16 - Dima Hasao          | 0                     | 12                             | 12          | 0                     | 56                             | 56          | 0                     | 68                             | 68           |
| 17 - Cachar              | 13                    | 143                            | 156         | 2                     | 161                            | 163         | 15                    | 304                            | 319          |
| 18 - Karimganj           | 3                     | 158                            | 161         | 0                     | 45                             | 45          | 3                     | 203                            | 206          |
| 19 - Hailakandi          | 2                     | 23                             | 25          | 1                     | 45                             | 46          | 3                     | 68                             | 71           |
| 20 - Bongaigaon          | 3                     | 41                             | 44          | 0                     | 196                            | 196         | 3                     | 237                            | 240          |
| 21 - Chirang             | 6                     | 88                             | 94          | 0                     | 12                             | 12          | 6                     | 100                            | 106          |
| 22 - Kamrup              | 14                    | 377                            | 391         | 0                     | 230                            | 230         | 14                    | 607                            | 621          |
| 23 - Kamrup Metropolitan | 0                     | 15                             | 15          | 10                    | 705                            | 715         | 10                    | 720                            | 730          |
| 24 - Nalbari             | 1                     | 102                            | 103         | 1                     | 178                            | 179         | 2                     | 280                            | 282          |
| 25 -Baksa                | 3                     | 65                             | 68          | 0                     | 0                              | 0           | 3                     | 65                             | 68           |
| 26 - Darrang             | 3                     | 191                            | 194         | 10                    | 17                             | 27          | 13                    | 208                            | 221          |
| 27 - Udalguri            | 1                     | 106                            | 107         | 0                     | 129                            | 129         | 1                     | 235                            | 236          |
| <b>Total</b>             | <b>245</b>            | <b>5005</b>                    | <b>5250</b> | <b>89</b>             | <b>5118</b>                    | <b>5207</b> | <b>334</b>            | <b>10123</b>                   | <b>10457</b> |

**Table-4.8 : District wise total number of persons employed in Water supply, sewerage, waste management and remediation activities by sector and type of establishment**

| District                 | Rural                 |                               |              | Urban                 |                               |             | Combined              |                               |              |
|--------------------------|-----------------------|-------------------------------|--------------|-----------------------|-------------------------------|-------------|-----------------------|-------------------------------|--------------|
|                          | Without Hired Workers | With Atleast One Hired Worker | Total        | Without Hired Workers | With Atleast One Hired Worker | Total       | Without Hired Workers | With Atleast One Hired Worker | Total        |
| 01 - Kokrajhar           | 68                    | 213                           | 281          | 6                     | 31                            | 37          | 74                    | 244                           | 318          |
| 02 - Dhubri              | 254                   | 475                           | 729          | 78                    | 88                            | 166         | 332                   | 563                           | 895          |
| 03 - Goalpara            | 96                    | 160                           | 256          | 22                    | 42                            | 64          | 118                   | 202                           | 320          |
| 04 - Barpeta             | 738                   | 462                           | 1200         | 43                    | 51                            | 94          | 781                   | 513                           | 1294         |
| 05 - Morigaon            | 131                   | 190                           | 321          | 43                    | 49                            | 92          | 174                   | 239                           | 413          |
| 06 - Nagaon              | 402                   | 970                           | 1372         | 181                   | 256                           | 437         | 583                   | 1226                          | 1809         |
| 07 - Sonitpur            | 173                   | 632                           | 805          | 75                    | 122                           | 197         | 248                   | 754                           | 1002         |
| 08 - Lakhimpur           | 91                    | 201                           | 292          | 33                    | 136                           | 169         | 124                   | 337                           | 461          |
| 09 - Dhemaji             | 22                    | 93                            | 115          | 13                    | 15                            | 28          | 35                    | 108                           | 143          |
| 10 - Tinsukia            | 57                    | 168                           | 225          | 204                   | 173                           | 377         | 261                   | 341                           | 602          |
| 11 - Dibrugarh           | 36                    | 182                           | 218          | 76                    | 114                           | 190         | 112                   | 296                           | 408          |
| 12 - Sivasagar           | 99                    | 448                           | 547          | 42                    | 61                            | 103         | 141                   | 509                           | 650          |
| 13 - Jorhat              | 39                    | 269                           | 308          | 70                    | 111                           | 181         | 109                   | 380                           | 489          |
| 14 - Golaghat            | 79                    | 410                           | 489          | 14                    | 83                            | 97          | 93                    | 493                           | 586          |
| 15 - Karbi Anglong       | 8                     | 227                           | 235          | 17                    | 28                            | 45          | 25                    | 255                           | 280          |
| 16 - Dima Hasao          | 3                     | 16                            | 19           | 2                     | 4                             | 6           | 5                     | 20                            | 25           |
| 17 - Cachar              | 158                   | 484                           | 642          | 89                    | 197                           | 286         | 247                   | 681                           | 928          |
| 18 - Karimganj           | 210                   | 70                            | 280          | 1                     | 9                             | 10          | 211                   | 79                            | 290          |
| 19 - Hailakandi          | 57                    | 257                           | 314          | 18                    | 50                            | 68          | 75                    | 307                           | 382          |
| 20 - Bongaigaon          | 97                    | 145                           | 242          | 64                    | 74                            | 138         | 161                   | 219                           | 380          |
| 21 - Chirang             | 7                     | 83                            | 90           | 1                     | 15                            | 16          | 8                     | 98                            | 106          |
| 22 - Kamrup              | 288                   | 553                           | 841          | 22                    | 157                           | 179         | 310                   | 710                           | 1020         |
| 23 - Kamrup Metropolitan | 11                    | 231                           | 242          | 849                   | 1342                          | 2191        | 860                   | 1573                          | 2433         |
| 24 - Nalbari             | 503                   | 211                           | 714          | 12                    | 37                            | 49          | 515                   | 248                           | 763          |
| 25 -Baksa                | 174                   | 194                           | 368          | 1                     | 6                             | 7           | 175                   | 200                           | 375          |
| 26 - Darrang             | 86                    | 233                           | 319          | 16                    | 45                            | 61          | 102                   | 278                           | 380          |
| 27 - Udalguri            | 38                    | 269                           | 307          | 11                    | 11                            | 22          | 49                    | 280                           | 329          |
| <b>Total</b>             | <b>3925</b>           | <b>7846</b>                   | <b>11771</b> | <b>2003</b>           | <b>3307</b>                   | <b>5310</b> | <b>5928</b>           | <b>11153</b>                  | <b>17081</b> |

**Table-4.9 District wise total number of persons employed in Construction by sector and type of establishment**

| District                 | Rural                 |                               |               | Urban                 |                               |              | Combined              |                               |               |
|--------------------------|-----------------------|-------------------------------|---------------|-----------------------|-------------------------------|--------------|-----------------------|-------------------------------|---------------|
|                          | Without Hired Workers | With Atleast One Hired Worker | Total         | Without Hired Workers | With Atleast One Hired Worker | Total        | Without Hired Workers | With Atleast One Hired Worker | Total         |
| 01 - Kokrajhar           | 1805                  | 3570                          | 5375          | 330                   | 1458                          | 1788         | 2135                  | 5028                          | 7163          |
| 02 - Dhubri              | 2312                  | 8054                          | 10366         | 360                   | 1593                          | 1953         | 2672                  | 9647                          | 12319         |
| 03 - Goalpara            | 1296                  | 3873                          | 5169          | 193                   | 693                           | 886          | 1489                  | 4566                          | 6055          |
| 04 - Barpeta             | 2381                  | 15641                         | 18022         | 316                   | 4112                          | 4428         | 2697                  | 19753                         | 22450         |
| 05 - Morigaon            | 923                   | 2651                          | 3574          | 233                   | 415                           | 648          | 1156                  | 3066                          | 4222          |
| 06 - Nagaon              | 4084                  | 17782                         | 21866         | 1772                  | 4270                          | 6042         | 5856                  | 22052                         | 27908         |
| 07 - Sonitpur            | 1455                  | 4602                          | 6057          | 277                   | 876                           | 1153         | 1732                  | 5478                          | 7210          |
| 08 - Lakhimpur           | 2866                  | 2643                          | 5509          | 307                   | 563                           | 870          | 3173                  | 3206                          | 6379          |
| 09 - Dhemaji             | 758                   | 1362                          | 2120          | 116                   | 171                           | 287          | 874                   | 1533                          | 2407          |
| 10 - Tinsukia            | 391                   | 1324                          | 1715          | 547                   | 1740                          | 2287         | 938                   | 3064                          | 4002          |
| 11 - Dibrugarh           | 1297                  | 1857                          | 3154          | 711                   | 1534                          | 2245         | 2008                  | 3391                          | 5399          |
| 12 - Sivasagar           | 686                   | 1767                          | 2453          | 144                   | 473                           | 617          | 830                   | 2240                          | 3070          |
| 13 - Jorhat              | 2385                  | 2210                          | 4595          | 720                   | 926                           | 1646         | 3105                  | 3136                          | 6241          |
| 14 - Golaghat            | 1044                  | 2946                          | 3990          | 129                   | 419                           | 548          | 1173                  | 3365                          | 4538          |
| 15 - Karbi Anglong       | 796                   | 877                           | 1673          | 765                   | 1015                          | 1780         | 1561                  | 1892                          | 3453          |
| 16 - Dima Hasao          | 627                   | 301                           | 928           | 292                   | 401                           | 693          | 919                   | 702                           | 1621          |
| 17 - Cachar              | 13661                 | 4642                          | 18303         | 1689                  | 648                           | 2337         | 15350                 | 5290                          | 20640         |
| 18 - Karimganj           | 11963                 | 4360                          | 16323         | 964                   | 360                           | 1324         | 12927                 | 4720                          | 17647         |
| 19 - Hailakandi          | 3002                  | 1575                          | 4577          | 364                   | 46                            | 410          | 3366                  | 1621                          | 4987          |
| 20 - Bongaigaon          | 1200                  | 2944                          | 4144          | 387                   | 1087                          | 1474         | 1587                  | 4031                          | 5618          |
| 21 - Chirang             | 194                   | 747                           | 941           | 27                    | 15                            | 42           | 221                   | 762                           | 983           |
| 22 - Kamrup              | 1490                  | 5588                          | 7078          | 170                   | 689                           | 859          | 1660                  | 6277                          | 7937          |
| 23 - Kamrup Metropolitan | 507                   | 846                           | 1353          | 6908                  | 17058                         | 23966        | 7415                  | 17904                         | 25319         |
| 24 - Nalbari             | 1712                  | 5724                          | 7436          | 414                   | 781                           | 1195         | 2126                  | 6505                          | 8631          |
| 25 -Baksa                | 988                   | 4246                          | 5234          | 38                    | 130                           | 168          | 1026                  | 4376                          | 5402          |
| 26 - Darrang             | 998                   | 3696                          | 4694          | 177                   | 738                           | 915          | 1175                  | 4434                          | 5609          |
| 27 - Udalguri            | 1012                  | 1467                          | 2479          | 177                   | 119                           | 296          | 1189                  | 1586                          | 2775          |
| <b>Total</b>             | <b>61833</b>          | <b>107295</b>                 | <b>169128</b> | <b>18527</b>          | <b>42330</b>                  | <b>60857</b> | <b>80360</b>          | <b>149625</b>                 | <b>229985</b> |

**Table-4.10 : District wise total number of persons employed in Whole sale trade, retail trade & repair of motor vehicles & motor cycles by sector and type of establishment**

| District                 | Rural                 |                               |              | Urban                 |                               |              | Combined              |                               |              |
|--------------------------|-----------------------|-------------------------------|--------------|-----------------------|-------------------------------|--------------|-----------------------|-------------------------------|--------------|
|                          | Without Hired Workers | With Atleast One Hired Worker | Total        | Without Hired Workers | With Atleast One Hired Worker | Total        | Without Hired Workers | With Atleast One Hired Worker | Total        |
| 01 - Kokrajhar           | 132                   | 209                           | 341          | 72                    | 426                           | 498          | 204                   | 635                           | 839          |
| 02 - Dhubri              | 236                   | 498                           | 734          | 175                   | 858                           | 1033         | 411                   | 1356                          | 1767         |
| 03 - Goalpara            | 196                   | 454                           | 650          | 96                    | 1024                          | 1120         | 292                   | 1478                          | 1770         |
| 04 - Barpeta             | 155                   | 609                           | 764          | 78                    | 1258                          | 1336         | 233                   | 1867                          | 2100         |
| 05 - Morigaon            | 93                    | 245                           | 338          | 114                   | 488                           | 602          | 207                   | 733                           | 940          |
| 06 - Nagaon              | 364                   | 1298                          | 1662         | 402                   | 3387                          | 3789         | 766                   | 4685                          | 5451         |
| 07 - Sonitpur            | 284                   | 1452                          | 1736         | 226                   | 1731                          | 1957         | 510                   | 3183                          | 3693         |
| 08 - Lakhimpur           | 182                   | 790                           | 972          | 138                   | 1182                          | 1320         | 320                   | 1972                          | 2292         |
| 09 - Dhemaji             | 101                   | 313                           | 414          | 116                   | 481                           | 597          | 217                   | 794                           | 1011         |
| 10 - Tinsukia            | 238                   | 832                           | 1070         | 307                   | 2622                          | 2929         | 545                   | 3454                          | 3999         |
| 11 - Dibrugarh           | 183                   | 750                           | 933          | 310                   | 2024                          | 2334         | 493                   | 2774                          | 3267         |
| 12 - Sivasagar           | 305                   | 1091                          | 1396         | 151                   | 1242                          | 1393         | 456                   | 2333                          | 2789         |
| 13 - Jorhat              | 296                   | 874                           | 1170         | 296                   | 1929                          | 2225         | 592                   | 2803                          | 3395         |
| 14 - Golaghat            | 218                   | 542                           | 760          | 105                   | 777                           | 882          | 323                   | 1319                          | 1642         |
| 15 - Karbi Anglong       | 143                   | 257                           | 400          | 123                   | 751                           | 874          | 266                   | 1008                          | 1274         |
| 16 - Dima Hasao          | 23                    | 42                            | 65           | 45                    | 273                           | 318          | 68                    | 315                           | 383          |
| 17 - Cachar              | 710                   | 773                           | 1483         | 383                   | 1798                          | 2181         | 1093                  | 2571                          | 3664         |
| 18 - Karimganj           | 248                   | 364                           | 612          | 79                    | 477                           | 556          | 327                   | 841                           | 1168         |
| 19 - Hailakandi          | 118                   | 274                           | 392          | 80                    | 148                           | 228          | 198                   | 422                           | 620          |
| 20 - Bongaigaon          | 154                   | 571                           | 725          | 140                   | 868                           | 1008         | 294                   | 1439                          | 1733         |
| 21 - Chirang             | 93                    | 339                           | 432          | 12                    | 141                           | 153          | 105                   | 480                           | 585          |
| 22 - Kamrup              | 345                   | 1447                          | 1792         | 82                    | 477                           | 559          | 427                   | 1924                          | 2351         |
| 23 - Kamrup Metropolitan | 84                    | 457                           | 541          | 960                   | 15236                         | 16196        | 1044                  | 15693                         | 16737        |
| 24 - Nalbari             | 154                   | 305                           | 459          | 72                    | 416                           | 488          | 226                   | 721                           | 947          |
| 25 -Baksa                | 161                   | 507                           | 668          | 9                     | 73                            | 82           | 170                   | 580                           | 750          |
| 26 - Darrang             | 125                   | 416                           | 541          | 70                    | 417                           | 487          | 195                   | 833                           | 1028         |
| 27 - Udalguri            | 112                   | 272                           | 384          | 38                    | 263                           | 301          | 150                   | 535                           | 685          |
| <b>Total</b>             | <b>5453</b>           | <b>15981</b>                  | <b>21434</b> | <b>4679</b>           | <b>40767</b>                  | <b>45446</b> | <b>10132</b>          | <b>56748</b>                  | <b>66880</b> |



**Table-4.11 : District wise total number of persons employed in Whole sale trade ( not covered in item-10 above by sector and type of establishment**

| District                 | Rural                 |                               |              | Urban                 |                               |              | Combined              |                               |               |
|--------------------------|-----------------------|-------------------------------|--------------|-----------------------|-------------------------------|--------------|-----------------------|-------------------------------|---------------|
|                          | Without Hired Workers | With Atleast One Hired Worker | Total        | Without Hired Workers | With Atleast One Hired Worker | Total        | Without Hired Workers | With Atleast One Hired Worker | Total         |
| 01 - Kokrajhar           | 653                   | 260                           | 913          | 110                   | 358                           | 468          | 763                   | 618                           | 1381          |
| 02 - Dhubri              | 1783                  | 822                           | 2605         | 552                   | 1332                          | 1884         | 2335                  | 2154                          | 4489          |
| 03 - Goalpara            | 498                   | 773                           | 1271         | 216                   | 556                           | 772          | 714                   | 1329                          | 2043          |
| 04 - Barpeta             | 2171                  | 1958                          | 4129         | 454                   | 1386                          | 1840         | 2625                  | 3344                          | 5969          |
| 05 - Morigaon            | 869                   | 471                           | 1340         | 252                   | 692                           | 944          | 1121                  | 1163                          | 2284          |
| 06 - Nagaon              | 5335                  | 4032                          | 9367         | 1068                  | 2633                          | 3701         | 6403                  | 6665                          | 13068         |
| 07 - Sonitpur            | 1334                  | 1794                          | 3128         | 383                   | 1405                          | 1788         | 1717                  | 3199                          | 4916          |
| 08 - Lakhimpur           | 619                   | 395                           | 1014         | 114                   | 689                           | 803          | 733                   | 1084                          | 1817          |
| 09 - Dhemaji             | 164                   | 219                           | 383          | 60                    | 75                            | 135          | 224                   | 294                           | 518           |
| 10 - Tinsukia            | 527                   | 1596                          | 2123         | 686                   | 2897                          | 3583         | 1213                  | 4493                          | 5706          |
| 11 - Dibrugarh           | 565                   | 635                           | 1200         | 421                   | 1440                          | 1861         | 986                   | 2075                          | 3061          |
| 12 - Sivasagar           | 1022                  | 1375                          | 2397         | 70                    | 487                           | 557          | 1092                  | 1862                          | 2954          |
| 13 - Jorhat              | 2683                  | 2980                          | 5663         | 332                   | 826                           | 1158         | 3015                  | 3806                          | 6821          |
| 14 - Golaghat            | 1238                  | 1367                          | 2605         | 183                   | 503                           | 686          | 1421                  | 1870                          | 3291          |
| 15 - Karbi Anglong       | 4029                  | 1065                          | 5094         | 313                   | 201                           | 514          | 4342                  | 1266                          | 5608          |
| 16 - Dima Hasao          | 1712                  | 76                            | 1788         | 130                   | 122                           | 252          | 1842                  | 198                           | 2040          |
| 17 - Cachar              | 5588                  | 653                           | 6241         | 329                   | 641                           | 970          | 5917                  | 1294                          | 7211          |
| 18 - Karimganj           | 3086                  | 843                           | 3929         | 406                   | 595                           | 1001         | 3492                  | 1438                          | 4930          |
| 19 - Hailakandi          | 3524                  | 318                           | 3842         | 190                   | 86                            | 276          | 3714                  | 404                           | 4118          |
| 20 - Bongaigaon          | 590                   | 513                           | 1103         | 267                   | 1100                          | 1367         | 857                   | 1613                          | 2470          |
| 21 - Chirang             | 213                   | 177                           | 390          | 12                    | 83                            | 95           | 225                   | 260                           | 485           |
| 22 - Kamrup              | 1786                  | 1817                          | 3603         | 219                   | 343                           | 562          | 2005                  | 2160                          | 4165          |
| 23 - Kamrup Metropolitan | 337                   | 482                           | 819          | 2858                  | 17116                         | 19974        | 3195                  | 17598                         | 20793         |
| 24 - Nalbari             | 646                   | 466                           | 1112         | 76                    | 576                           | 652          | 722                   | 1042                          | 1764          |
| 25 -Baksa                | 1691                  | 1089                          | 2780         | 26                    | 54                            | 80           | 1717                  | 1143                          | 2860          |
| 26 - Darrang             | 1397                  | 934                           | 2331         | 153                   | 365                           | 518          | 1550                  | 1299                          | 2849          |
| 27 - Udalguri            | 1154                  | 414                           | 1568         | 115                   | 162                           | 277          | 1269                  | 576                           | 1845          |
| <b>Total</b>             | <b>45214</b>          | <b>27524</b>                  | <b>72738</b> | <b>9995</b>           | <b>36723</b>                  | <b>46718</b> | <b>55209</b>          | <b>64247</b>                  | <b>119456</b> |

**Table-4.12 District wise total number of persons employed in Retail trade ( not covered in item-10 above ) by sector and type of establishment**

| District                 | Rural                 |                               |               | Urban                 |                               |               | Combined              |                               |                |
|--------------------------|-----------------------|-------------------------------|---------------|-----------------------|-------------------------------|---------------|-----------------------|-------------------------------|----------------|
|                          | Without Hired Workers | With Atleast One Hired Worker | Total         | Without Hired Workers | With Atleast One Hired Worker | Total         | Without Hired Workers | With Atleast One Hired Worker | Total          |
| 01 - Kokrajhar           | 13461                 | 2481                          | 15942         | 2415                  | 2651                          | 5066          | 15876                 | 5132                          | 21008          |
| 02 - Dhubri              | 23521                 | 5847                          | 29368         | 6692                  | 4774                          | 11466         | 30213                 | 10621                         | 40834          |
| 03 - Goalpara            | 12829                 | 5023                          | 17852         | 3777                  | 2916                          | 6693          | 16606                 | 7939                          | 24545          |
| 04 - Barpeta             | 42000                 | 8555                          | 50555         | 7916                  | 7958                          | 15874         | 49916                 | 16513                         | 66429          |
| 05 - Morigaon            | 12514                 | 3631                          | 16145         | 3018                  | 2144                          | 5162          | 15532                 | 5775                          | 21307          |
| 06 - Nagaon              | 44421                 | 16245                         | 60666         | 14393                 | 16356                         | 30749         | 58814                 | 32601                         | 91415          |
| 07 - Sonitpur            | 24925                 | 10043                         | 34968         | 6532                  | 8012                          | 14544         | 31457                 | 18055                         | 49512          |
| 08 - Lakhimpur           | 12826                 | 4148                          | 16974         | 3856                  | 4891                          | 8747          | 16682                 | 9039                          | 25721          |
| 09 - Dhemaji             | 8259                  | 2515                          | 10774         | 1680                  | 1727                          | 3407          | 9939                  | 4242                          | 14181          |
| 10 - Tinsukia            | 14784                 | 3997                          | 18781         | 10099                 | 10239                         | 20338         | 24883                 | 14236                         | 39119          |
| 11 - Dibrugarh           | 17348                 | 4798                          | 22146         | 8796                  | 8331                          | 17127         | 26144                 | 13129                         | 39273          |
| 12 - Sivasagar           | 20697                 | 6648                          | 27345         | 4735                  | 5815                          | 10550         | 25432                 | 12463                         | 37895          |
| 13 - Jorhat              | 23512                 | 5092                          | 28604         | 9851                  | 8770                          | 18621         | 33363                 | 13862                         | 47225          |
| 14 - Golaghat            | 18066                 | 6840                          | 24906         | 4142                  | 4744                          | 8886          | 22208                 | 11584                         | 33792          |
| 15 - Karbi Anglong       | 18944                 | 2849                          | 21793         | 4010                  | 1948                          | 5958          | 22954                 | 4797                          | 27751          |
| 16 - Dima Hasao          | 9479                  | 387                           | 9866          | 2462                  | 1271                          | 3733          | 11941                 | 1658                          | 13599          |
| 17 - Cachar              | 41777                 | 6854                          | 48631         | 8332                  | 7887                          | 16219         | 50109                 | 14741                         | 64850          |
| 18 - Karimganj           | 27887                 | 5973                          | 33860         | 3265                  | 3179                          | 6444          | 31152                 | 9152                          | 40304          |
| 19 - Hailakandi          | 12957                 | 2042                          | 14999         | 2216                  | 1341                          | 3557          | 15173                 | 3383                          | 18556          |
| 20 - Bongaigaon          | 9807                  | 3129                          | 12936         | 4726                  | 4371                          | 9097          | 14533                 | 7500                          | 22033          |
| 21 - Chirang             | 4766                  | 1497                          | 6263          | 825                   | 1453                          | 2278          | 5591                  | 2950                          | 8541           |
| 22 - Kamrup              | 26131                 | 10070                         | 36201         | 4082                  | 3380                          | 7462          | 30213                 | 13450                         | 43663          |
| 23 - Kamrup Metropolitan | 4401                  | 1730                          | 6131          | 48702                 | 69146                         | 117848        | 53103                 | 70876                         | 123979         |
| 24 - Nalbari             | 17272                 | 3044                          | 20316         | 2902                  | 2252                          | 5154          | 20174                 | 5296                          | 25470          |
| 25 -Baksa                | 14317                 | 5209                          | 19526         | 358                   | 469                           | 827           | 14675                 | 5678                          | 20353          |
| 26 - Darrang             | 12896                 | 4223                          | 17119         | 2059                  | 2177                          | 4236          | 14955                 | 6400                          | 21355          |
| 27 - Udalguri            | 11563                 | 2842                          | 14405         | 1746                  | 1544                          | 3290          | 13309                 | 4386                          | 17695          |
| <b>Total</b>             | <b>501360</b>         | <b>135712</b>                 | <b>637072</b> | <b>173587</b>         | <b>189746</b>                 | <b>363333</b> | <b>674947</b>         | <b>325458</b>                 | <b>1000405</b> |

**Table-4.13 : District wise total number of persons employed in Transportation and storage by sector and type of establishment**

| District                 | Rural                 |                               |               | Urban                 |                               |              | Combined              |                               |               |
|--------------------------|-----------------------|-------------------------------|---------------|-----------------------|-------------------------------|--------------|-----------------------|-------------------------------|---------------|
|                          | Without Hired Workers | With Atleast One Hired Worker | Total         | Without Hired Workers | With Atleast One Hired Worker | Total        | Without Hired Workers | With Atleast One Hired Worker | Total         |
| 01 - Kokrajhar           | 3812                  | 897                           | 4709          | 541                   | 514                           | 1055         | 4353                  | 1411                          | 5764          |
| 02 - Dhubri              | 8743                  | 2173                          | 10916         | 1555                  | 864                           | 2419         | 10298                 | 3037                          | 13335         |
| 03 - Goalpara            | 2824                  | 2625                          | 5449          | 768                   | 712                           | 1480         | 3592                  | 3337                          | 6929          |
| 04 - Barpeta             | 9882                  | 5844                          | 15726         | 1263                  | 2086                          | 3349         | 11145                 | 7930                          | 19075         |
| 05 - Morigaon            | 2014                  | 877                           | 2891          | 385                   | 359                           | 744          | 2399                  | 1236                          | 3635          |
| 06 - Nagaon              | 8026                  | 5081                          | 13107         | 2839                  | 2968                          | 5807         | 10865                 | 8049                          | 18914         |
| 07 - Sonitpur            | 3531                  | 3123                          | 6654          | 745                   | 1365                          | 2110         | 4276                  | 4488                          | 8764          |
| 08 - Lakhimpur           | 1806                  | 1576                          | 3382          | 881                   | 635                           | 1516         | 2687                  | 2211                          | 4898          |
| 09 - Dhemaji             | 1333                  | 494                           | 1827          | 157                   | 116                           | 273          | 1490                  | 610                           | 2100          |
| 10 - Tinsukia            | 1163                  | 1541                          | 2704          | 1511                  | 1691                          | 3202         | 2674                  | 3232                          | 5906          |
| 11 - Dibrugarh           | 2654                  | 1411                          | 4065          | 1658                  | 858                           | 2516         | 4312                  | 2269                          | 6581          |
| 12 - Sivasagar           | 1296                  | 2566                          | 3862          | 493                   | 987                           | 1480         | 1789                  | 3553                          | 5342          |
| 13 - Jorhat              | 2224                  | 1617                          | 3841          | 1825                  | 1232                          | 3057         | 4049                  | 2849                          | 6898          |
| 14 - Golaghat            | 2795                  | 2416                          | 5211          | 410                   | 574                           | 984          | 3205                  | 2990                          | 6195          |
| 15 - Karbi Anglong       | 997                   | 484                           | 1481          | 788                   | 327                           | 1115         | 1785                  | 811                           | 2596          |
| 16 - Dima Hasao          | 679                   | 273                           | 952           | 846                   | 223                           | 1069         | 1525                  | 496                           | 2021          |
| 17 - Cachar              | 11763                 | 1237                          | 13000         | 3395                  | 813                           | 4208         | 15158                 | 2050                          | 17208         |
| 18 - Karimganj           | 7327                  | 860                           | 8187          | 839                   | 1487                          | 2326         | 8166                  | 2347                          | 10513         |
| 19 - Hailakandi          | 4116                  | 606                           | 4722          | 499                   | 224                           | 723          | 4615                  | 830                           | 5445          |
| 20 - Bongaigaon          | 2229                  | 1735                          | 3964          | 1052                  | 866                           | 1918         | 3281                  | 2601                          | 5882          |
| 21 - Chirang             | 538                   | 336                           | 874           | 177                   | 104                           | 281          | 715                   | 440                           | 1155          |
| 22 - Kamrup              | 4321                  | 4008                          | 8329          | 620                   | 485                           | 1105         | 4941                  | 4493                          | 9434          |
| 23 - Kamrup Metropolitan | 644                   | 821                           | 1465          | 15110                 | 15070                         | 30180        | 15754                 | 15891                         | 31645         |
| 24 - Nalbari             | 4548                  | 2180                          | 6728          | 699                   | 596                           | 1295         | 5247                  | 2776                          | 8023          |
| 25 -Baksa                | 2737                  | 1516                          | 4253          | 29                    | 23                            | 52           | 2766                  | 1539                          | 4305          |
| 26 - Darrang             | 2665                  | 1444                          | 4109          | 240                   | 324                           | 564          | 2905                  | 1768                          | 4673          |
| 27 - Udalguri            | 2093                  | 1054                          | 3147          | 246                   | 198                           | 444          | 2339                  | 1252                          | 3591          |
| <b>Total</b>             | <b>96760</b>          | <b>48795</b>                  | <b>145555</b> | <b>39571</b>          | <b>35701</b>                  | <b>75272</b> | <b>136331</b>         | <b>84496</b>                  | <b>220827</b> |

**Table-4.14 : District wise total number of persons employed in Accommodation and Food service activities for broad activity (14 ) by sector and type of establishment**

| District                 | Rural                 |                               |              | Urban                 |                               |              | Combined              |                               |               |
|--------------------------|-----------------------|-------------------------------|--------------|-----------------------|-------------------------------|--------------|-----------------------|-------------------------------|---------------|
|                          | Without Hired Workers | With Atleast One Hired Worker | Total        | Without Hired Workers | With Atleast One Hired Worker | Total        | Without Hired Workers | With Atleast One Hired Worker | Total         |
| 01 - Kokrajhar           | 1594                  | 2087                          | 3681         | 127                   | 945                           | 1072         | 1721                  | 3032                          | 4753          |
| 02 - Dhubri              | 1787                  | 2872                          | 4659         | 564                   | 1364                          | 1928         | 2351                  | 4236                          | 6587          |
| 03 - Goalpara            | 1872                  | 2976                          | 4848         | 331                   | 1144                          | 1475         | 2203                  | 4120                          | 6323          |
| 04 - Barpeta             | 2298                  | 4200                          | 6498         | 365                   | 2638                          | 3003         | 2663                  | 6838                          | 9501          |
| 05 - Morigaon            | 791                   | 1378                          | 2169         | 266                   | 815                           | 1081         | 1057                  | 2193                          | 3250          |
| 06 - Nagaon              | 2667                  | 5571                          | 8238         | 943                   | 4442                          | 5385         | 3610                  | 10013                         | 13623         |
| 07 - Sonitpur            | 1765                  | 4087                          | 5852         | 424                   | 2465                          | 2889         | 2189                  | 6552                          | 8741          |
| 08 - Lakhimpur           | 742                   | 1211                          | 1953         | 257                   | 1409                          | 1666         | 999                   | 2620                          | 3619          |
| 09 - Dhemaji             | 688                   | 861                           | 1549         | 181                   | 547                           | 728          | 869                   | 1408                          | 2277          |
| 10 - Tinsukia            | 845                   | 1955                          | 2800         | 687                   | 3409                          | 4096         | 1532                  | 5364                          | 6896          |
| 11 - Dibrugarh           | 904                   | 2433                          | 3337         | 630                   | 3349                          | 3979         | 1534                  | 5782                          | 7316          |
| 12 - Sivasagar           | 1233                  | 2589                          | 3822         | 393                   | 1835                          | 2228         | 1626                  | 4424                          | 6050          |
| 13 - Jorhat              | 857                   | 1658                          | 2515         | 699                   | 2678                          | 3377         | 1556                  | 4336                          | 5892          |
| 14 - Golaghat            | 1064                  | 2954                          | 4018         | 291                   | 1732                          | 2023         | 1355                  | 4686                          | 6041          |
| 15 - Karbi Anglong       | 924                   | 1432                          | 2356         | 261                   | 1144                          | 1405         | 1185                  | 2576                          | 3761          |
| 16 - Dima Hasao          | 389                   | 240                           | 629          | 433                   | 459                           | 892          | 822                   | 699                           | 1521          |
| 17 - Cachar              | 1529                  | 1453                          | 2982         | 704                   | 1578                          | 2282         | 2233                  | 3031                          | 5264          |
| 18 - Karimganj           | 1416                  | 985                           | 2401         | 259                   | 558                           | 817          | 1675                  | 1543                          | 3218          |
| 19 - Hailakandi          | 718                   | 559                           | 1277         | 212                   | 250                           | 462          | 930                   | 809                           | 1739          |
| 20 - Bongaigaon          | 1312                  | 1874                          | 3186         | 386                   | 1770                          | 2156         | 1698                  | 3644                          | 5342          |
| 21 - Chirang             | 964                   | 1595                          | 2559         | 39                    | 652                           | 691          | 1003                  | 2247                          | 3250          |
| 22 - Kamrup              | 1738                  | 4505                          | 6243         | 294                   | 1220                          | 1514         | 2032                  | 5725                          | 7757          |
| 23 - Kamrup Metropolitan | 507                   | 1195                          | 1702         | 3652                  | 25061                         | 28713        | 4159                  | 26256                         | 30415         |
| 24 - Nalbari             | 830                   | 1309                          | 2139         | 177                   | 912                           | 1089         | 1007                  | 2221                          | 3228          |
| 25 -Baksa                | 1440                  | 2640                          | 4080         | 31                    | 117                           | 148          | 1471                  | 2757                          | 4228          |
| 26 - Darrang             | 735                   | 1630                          | 2365         | 146                   | 728                           | 874          | 881                   | 2358                          | 3239          |
| 27 - Udalguri            | 1382                  | 1756                          | 3138         | 182                   | 556                           | 738          | 1564                  | 2312                          | 3876          |
| <b>Total</b>             | <b>32991</b>          | <b>58005</b>                  | <b>90996</b> | <b>12934</b>          | <b>63777</b>                  | <b>76711</b> | <b>45925</b>          | <b>121782</b>                 | <b>167707</b> |

**Table-4.15 : District wise total number of persons employed in Information & communication by sector and type of establishment**

| District                 | Rural                 |                                |             | Urban                 |                                |              | Combined              |                                |              |
|--------------------------|-----------------------|--------------------------------|-------------|-----------------------|--------------------------------|--------------|-----------------------|--------------------------------|--------------|
|                          | Without Hired Workers | With At least One Hired Worker | Total       | Without Hired Workers | With At least One Hired Worker | Total        | Without Hired Workers | With At least One Hired Worker | Total        |
| 01 - Kokrajhar           | 126                   | 118                            | 244         | 41                    | 186                            | 227          | 167                   | 304                            | 471          |
| 02 - Dhubri              | 236                   | 192                            | 428         | 111                   | 272                            | 383          | 347                   | 464                            | 811          |
| 03 - Goalpara            | 56                    | 135                            | 191         | 49                    | 123                            | 172          | 105                   | 258                            | 363          |
| 04 - Barpeta             | 128                   | 262                            | 390         | 40                    | 262                            | 302          | 168                   | 524                            | 692          |
| 05 - Morigaon            | 83                    | 83                             | 166         | 42                    | 160                            | 202          | 125                   | 243                            | 368          |
| 06 - Nagaon              | 281                   | 422                            | 703         | 133                   | 503                            | 636          | 414                   | 925                            | 1339         |
| 07 - Sonitpur            | 137                   | 278                            | 415         | 95                    | 295                            | 390          | 232                   | 573                            | 805          |
| 08 - Lakhimpur           | 59                    | 116                            | 175         | 63                    | 232                            | 295          | 122                   | 348                            | 470          |
| 09 - Dhemaji             | 41                    | 84                             | 125         | 29                    | 76                             | 105          | 70                    | 160                            | 230          |
| 10 - Tinsukia            | 48                    | 89                             | 137         | 141                   | 500                            | 641          | 189                   | 589                            | 778          |
| 11 - Dibrugarh           | 90                    | 150                            | 240         | 118                   | 1105                           | 1223         | 208                   | 1255                           | 1463         |
| 12 - Sivasagar           | 93                    | 179                            | 272         | 64                    | 226                            | 290          | 157                   | 405                            | 562          |
| 13 - Jorhat              | 68                    | 180                            | 248         | 94                    | 498                            | 592          | 162                   | 678                            | 840          |
| 14 - Golaghat            | 83                    | 163                            | 246         | 26                    | 147                            | 173          | 109                   | 310                            | 419          |
| 15 - Karbi Anglong       | 85                    | 172                            | 257         | 52                    | 213                            | 265          | 137                   | 385                            | 522          |
| 16 - Dima Hasao          | 9                     | 4                              | 13          | 31                    | 89                             | 120          | 40                    | 93                             | 133          |
| 17 - Cachar              | 95                    | 142                            | 237         | 129                   | 338                            | 467          | 224                   | 480                            | 704          |
| 18 - Karimganj           | 70                    | 88                             | 158         | 57                    | 222                            | 279          | 127                   | 310                            | 437          |
| 19 - Hailakandi          | 47                    | 52                             | 99          | 33                    | 84                             | 117          | 80                    | 136                            | 216          |
| 20 - Bongaigaon          | 64                    | 83                             | 147         | 93                    | 259                            | 352          | 157                   | 342                            | 499          |
| 21 - Chirang             | 48                    | 50                             | 98          | 17                    | 35                             | 52           | 65                    | 85                             | 150          |
| 22 - Kamrup              | 107                   | 235                            | 342         | 23                    | 98                             | 121          | 130                   | 333                            | 463          |
| 23 - Kamrup Metropolitan | 34                    | 62                             | 96          | 976                   | 5974                           | 6950         | 1010                  | 6036                           | 7046         |
| 24 - Nalbari             | 46                    | 80                             | 126         | 25                    | 123                            | 148          | 71                    | 203                            | 274          |
| 25 -Baksa                | 70                    | 90                             | 160         | 6                     | 26                             | 32           | 76                    | 116                            | 192          |
| 26 - Darrang             | 55                    | 92                             | 147         | 23                    | 110                            | 133          | 78                    | 202                            | 280          |
| 27 - Udalguri            | 54                    | 87                             | 141         | 25                    | 64                             | 89           | 79                    | 151                            | 230          |
| <b>Total</b>             | <b>2313</b>           | <b>3688</b>                    | <b>6001</b> | <b>2536</b>           | <b>12220</b>                   | <b>14756</b> | <b>4849</b>           | <b>15908</b>                   | <b>20757</b> |

**Table-4.16 : District wise total number of persons employed in Financial and insurance activities by sector and type of establishment**

| District                 | Rural                 |                                |              | Urban                 |                                |              | Combined              |                                |              |
|--------------------------|-----------------------|--------------------------------|--------------|-----------------------|--------------------------------|--------------|-----------------------|--------------------------------|--------------|
|                          | Without Hired Workers | With At least One Hired Worker | Total        | Without Hired Workers | With At least One Hired Worker | Total        | Without Hired Workers | With At least One Hired Worker | Total        |
| 01 - Kokrajhar           | 288                   | 116                            | 404          | 143                   | 324                            | 467          | 431                   | 440                            | 871          |
| 02 - Dhubri              | 245                   | 350                            | 595          | 111                   | 591                            | 702          | 356                   | 941                            | 1297         |
| 03 - Goalpara            | 218                   | 231                            | 449          | 55                    | 378                            | 433          | 273                   | 609                            | 882          |
| 04 - Barpeta             | 1945                  | 355                            | 2300         | 243                   | 750                            | 993          | 2188                  | 1105                           | 3293         |
| 05 - Morigaon            | 79                    | 199                            | 278          | 32                    | 305                            | 337          | 111                   | 504                            | 615          |
| 06 - Nagaon              | 1222                  | 756                            | 1978         | 249                   | 1376                           | 1625         | 1471                  | 2132                           | 3603         |
| 07 - Sonitpur            | 221                   | 430                            | 651          | 132                   | 1022                           | 1154         | 353                   | 1452                           | 1805         |
| 08 - Lakhimpur           | 198                   | 219                            | 417          | 260                   | 635                            | 895          | 458                   | 854                            | 1312         |
| 09 - Dhemaji             | 115                   | 91                             | 206          | 7                     | 207                            | 214          | 122                   | 298                            | 420          |
| 10 - Tinsukia            | 1055                  | 257                            | 1312         | 456                   | 1309                           | 1765         | 1511                  | 1566                           | 3077         |
| 11 - Dibrugarh           | 395                   | 276                            | 671          | 335                   | 1393                           | 1728         | 730                   | 1669                           | 2399         |
| 12 - Sivasagar           | 3631                  | 1165                           | 4796         | 139                   | 1184                           | 1323         | 3770                  | 2349                           | 6119         |
| 13 - Jorhat              | 1375                  | 340                            | 1715         | 234                   | 1083                           | 1317         | 1609                  | 1423                           | 3032         |
| 14 - Golaghat            | 1288                  | 386                            | 1674         | 98                    | 504                            | 602          | 1386                  | 890                            | 2276         |
| 15 - Karbi Anglong       | 42                    | 245                            | 287          | 35                    | 227                            | 262          | 77                    | 472                            | 549          |
| 16 - Dima Hasao          | 15                    | 32                             | 47           | 10                    | 193                            | 203          | 25                    | 225                            | 250          |
| 17 - Cachar              | 720                   | 304                            | 1024         | 311                   | 1013                           | 1324         | 1031                  | 1317                           | 2348         |
| 18 - Karimganj           | 375                   | 226                            | 601          | 118                   | 385                            | 503          | 493                   | 611                            | 1104         |
| 19 - Hailakandi          | 134                   | 102                            | 236          | 39                    | 164                            | 203          | 173                   | 266                            | 439          |
| 20 - Bongaigaon          | 89                    | 178                            | 267          | 267                   | 808                            | 1075         | 356                   | 986                            | 1342         |
| 21 - Chirang             | 39                    | 118                            | 157          | 0                     | 79                             | 79           | 39                    | 197                            | 236          |
| 22 - Kamrup              | 677                   | 833                            | 1510         | 63                    | 484                            | 547          | 740                   | 1317                           | 2057         |
| 23 - Kamrup Metropolitan | 79                    | 133                            | 212          | 2387                  | 8515                           | 10902        | 2466                  | 8648                           | 11114        |
| 24 - Nalbari             | 2092                  | 369                            | 2461         | 366                   | 566                            | 932          | 2458                  | 935                            | 3393         |
| 25 -Baksa                | 865                   | 287                            | 1152         | 6                     | 40                             | 46           | 871                   | 327                            | 1198         |
| 26 - Darrang             | 135                   | 232                            | 367          | 63                    | 499                            | 562          | 198                   | 731                            | 929          |
| 27 - Udalguri            | 301                   | 155                            | 456          | 16                    | 181                            | 197          | 317                   | 336                            | 653          |
| <b>Total</b>             | <b>17838</b>          | <b>8385</b>                    | <b>26223</b> | <b>6175</b>           | <b>24215</b>                   | <b>30390</b> | <b>24013</b>          | <b>32600</b>                   | <b>56613</b> |

**Table-4.17: District wise total number of persons employed in Real estate activities by sector and type of establishment**

| District                 | Rural                 |                                |             | Urban                 |                                |              | Combined              |                                |              |
|--------------------------|-----------------------|--------------------------------|-------------|-----------------------|--------------------------------|--------------|-----------------------|--------------------------------|--------------|
|                          | Without Hired Workers | With At least One Hired Worker | Total       | Without Hired Workers | With At least One Hired Worker | Total        | Without Hired Workers | With At least One Hired Worker | Total        |
| 01 - Kokrajhar           | 54                    | 6                              | 60          | 428                   | 6                              | 434          | 482                   | 12                             | 494          |
| 02 - Dhubri              | 33                    | 25                             | 58          | 268                   | 67                             | 335          | 301                   | 92                             | 393          |
| 03 - Goalpara            | 42                    | 47                             | 89          | 227                   | 16                             | 243          | 269                   | 63                             | 332          |
| 04 - Barpeta             | 936                   | 132                            | 1068        | 1942                  | 110                            | 2052         | 2878                  | 242                            | 3120         |
| 05 - Morigaon            | 77                    | 28                             | 105         | 159                   | 12                             | 171          | 236                   | 40                             | 276          |
| 06 - Nagaon              | 282                   | 73                             | 355         | 2135                  | 123                            | 2258         | 2417                  | 196                            | 2613         |
| 07 - Sonitpur            | 230                   | 53                             | 283         | 687                   | 30                             | 717          | 917                   | 83                             | 1000         |
| 08 - Lakhimpur           | 37                    | 49                             | 86          | 100                   | 44                             | 144          | 137                   | 93                             | 230          |
| 09 - Dhemaji             | 85                    | 18                             | 103         | 3                     | 0                              | 3            | 88                    | 18                             | 106          |
| 10 - Tinsukia            | 325                   | 41                             | 366         | 1029                  | 52                             | 1081         | 1354                  | 93                             | 1447         |
| 11 - Dibrugarh           | 189                   | 15                             | 204         | 740                   | 65                             | 805          | 929                   | 80                             | 1009         |
| 12 - Sivasagar           | 115                   | 3                              | 118         | 694                   | 40                             | 734          | 809                   | 43                             | 852          |
| 13 - Jorhat              | 152                   | 33                             | 185         | 524                   | 91                             | 615          | 676                   | 124                            | 800          |
| 14 - Golaghat            | 159                   | 30                             | 189         | 199                   | 20                             | 219          | 358                   | 50                             | 408          |
| 15 - Karbi Anglong       | 36                    | 0                              | 36          | 484                   | 27                             | 511          | 520                   | 27                             | 547          |
| 16 - Dima Hasao          | 32                    | 0                              | 32          | 45                    | 0                              | 45           | 77                    | 0                              | 77           |
| 17 - Cachar              | 126                   | 76                             | 202         | 675                   | 104                            | 779          | 801                   | 180                            | 981          |
| 18 - Karimganj           | 94                    | 1206                           | 1300        | 104                   | 11                             | 115          | 198                   | 1217                           | 1415         |
| 19 - Hailakandi          | 24                    | 6                              | 30          | 42                    | 1                              | 43           | 66                    | 7                              | 73           |
| 20 - Bongaigaon          | 59                    | 4                              | 63          | 385                   | 53                             | 438          | 444                   | 57                             | 501          |
| 21 - Chirang             | 62                    | 2                              | 64          | 0                     | 0                              | 0            | 62                    | 2                              | 64           |
| 22 - Kamrup              | 298                   | 36                             | 334         | 172                   | 5                              | 177          | 470                   | 41                             | 511          |
| 23 - Kamrup Metropolitan | 465                   | 51                             | 516         | 22717                 | 1969                           | 24686        | 23182                 | 2020                           | 25202        |
| 24 - Nalbari             | 399                   | 81                             | 480         | 565                   | 47                             | 612          | 964                   | 128                            | 1092         |
| 25 -Baksa                | 271                   | 9                              | 280         | 2                     | 0                              | 2            | 273                   | 9                              | 282          |
| 26 - Darrang             | 271                   | 5                              | 276         | 826                   | 23                             | 849          | 1097                  | 28                             | 1125         |
| 27 - Udalguri            | 83                    | 20                             | 103         | 168                   | 8                              | 176          | 251                   | 28                             | 279          |
| <b>Total</b>             | <b>4936</b>           | <b>2049</b>                    | <b>6985</b> | <b>35320</b>          | <b>2924</b>                    | <b>38244</b> | <b>40256</b>          | <b>4973</b>                    | <b>45229</b> |

**Table-4.18 : District wise total number of persons employed in Professional, scientific & technical activities by sector and type of establishment**

| District                 | Rural                 |                                |              | Urban                 |                                |              | Combined              |                                |              |
|--------------------------|-----------------------|--------------------------------|--------------|-----------------------|--------------------------------|--------------|-----------------------|--------------------------------|--------------|
|                          | Without Hired Workers | With At least One Hired Worker | Total        | Without Hired Workers | With At least One Hired Worker | Total        | Without Hired Workers | With At least One Hired Worker | Total        |
| 01 - Kokrajhar           | 71                    | 458                            | 529          | 62                    | 138                            | 200          | 133                   | 596                            | 729          |
| 02 - Dhubri              | 174                   | 282                            | 456          | 99                    | 174                            | 273          | 273                   | 456                            | 729          |
| 03 - Goalpara            | 66                    | 107                            | 173          | 47                    | 80                             | 127          | 113                   | 187                            | 300          |
| 04 - Barpeta             | 142                   | 224                            | 366          | 74                    | 273                            | 347          | 216                   | 497                            | 713          |
| 05 - Morigaon            | 69                    | 215                            | 284          | 23                    | 218                            | 241          | 92                    | 433                            | 525          |
| 06 - Nagaon              | 186                   | 1302                           | 1488         | 169                   | 1004                           | 1173         | 355                   | 2306                           | 2661         |
| 07 - Sonitpur            | 99                    | 862                            | 961          | 59                    | 676                            | 735          | 158                   | 1538                           | 1696         |
| 08 - Lakhimpur           | 63                    | 199                            | 262          | 50                    | 113                            | 163          | 113                   | 312                            | 425          |
| 09 - Dhemaji             | 29                    | 129                            | 158          | 22                    | 34                             | 56           | 51                    | 163                            | 214          |
| 10 - Tinsukia            | 69                    | 3983                           | 4052         | 216                   | 1136                           | 1352         | 285                   | 5119                           | 5404         |
| 11 - Dibrugarh           | 70                    | 1039                           | 1109         | 188                   | 2395                           | 2583         | 258                   | 3434                           | 3692         |
| 12 - Sivasagar           | 75                    | 421                            | 496          | 112                   | 689                            | 801          | 187                   | 1110                           | 1297         |
| 13 - Jorhat              | 44                    | 253                            | 297          | 72                    | 215                            | 287          | 116                   | 468                            | 584          |
| 14 - Golaghat            | 68                    | 654                            | 722          | 31                    | 147                            | 178          | 99                    | 801                            | 900          |
| 15 - Karbi Anglong       | 40                    | 502                            | 542          | 29                    | 312                            | 341          | 69                    | 814                            | 883          |
| 16 - Dima Hasao          | 3                     | 57                             | 60           | 17                    | 48                             | 65           | 20                    | 105                            | 125          |
| 17 - Cachar              | 148                   | 1273                           | 1421         | 118                   | 124                            | 242          | 266                   | 1397                           | 1663         |
| 18 - Karimganj           | 202                   | 401                            | 603          | 64                    | 92                             | 156          | 266                   | 493                            | 759          |
| 19 - Hailakandi          | 59                    | 275                            | 334          | 36                    | 125                            | 161          | 95                    | 400                            | 495          |
| 20 - Bongaigaon          | 84                    | 210                            | 294          | 62                    | 246                            | 308          | 146                   | 456                            | 602          |
| 21 - Chirang             | 80                    | 128                            | 208          | 3                     | 100                            | 103          | 83                    | 228                            | 311          |
| 22 - Kamrup              | 253                   | 634                            | 887          | 59                    | 487                            | 546          | 312                   | 1121                           | 1433         |
| 23 - Kamrup Metropolitan | 19                    | 569                            | 588          | 1401                  | 7949                           | 9350         | 1420                  | 8518                           | 9938         |
| 24 - Nalbari             | 106                   | 189                            | 295          | 34                    | 102                            | 136          | 140                   | 291                            | 431          |
| 25 -Baksa                | 113                   | 222                            | 335          | 4                     | 2                              | 6            | 117                   | 224                            | 341          |
| 26 - Darrang             | 96                    | 191                            | 287          | 73                    | 61                             | 134          | 169                   | 252                            | 421          |
| 27 - Udalguri            | 63                    | 895                            | 958          | 12                    | 110                            | 122          | 75                    | 1005                           | 1080         |
| <b>Total</b>             | <b>2491</b>           | <b>15674</b>                   | <b>18165</b> | <b>3136</b>           | <b>17050</b>                   | <b>20186</b> | <b>5627</b>           | <b>32724</b>                   | <b>38351</b> |



**Table-4.19 : District wise total number of persons employed in Administrative and support service activities by sector and type of establishment**

| District                 | Rural                 |                                |              | Urban                 |                                |              | Combined              |                                |              |
|--------------------------|-----------------------|--------------------------------|--------------|-----------------------|--------------------------------|--------------|-----------------------|--------------------------------|--------------|
|                          | Without Hired Workers | With At least One Hired Worker | Total        | Without Hired Workers | With At least One Hired Worker | Total        | Without Hired Workers | With At least One Hired Worker | Total        |
| 01 - Kokrajhar           | 226                   | 236                            | 462          | 144                   | 353                            | 497          | 370                   | 589                            | 959          |
| 02 - Dhubri              | 514                   | 1166                           | 1680         | 180                   | 289                            | 469          | 694                   | 1455                           | 2149         |
| 03 - Goalpara            | 137                   | 360                            | 497          | 89                    | 192                            | 281          | 226                   | 552                            | 778          |
| 04 - Barpeta             | 1049                  | 1396                           | 2445         | 273                   | 806                            | 1079         | 1322                  | 2202                           | 3524         |
| 05 - Morigaon            | 197                   | 355                            | 552          | 87                    | 163                            | 250          | 284                   | 518                            | 802          |
| 06 - Nagaon              | 693                   | 2289                           | 2982         | 416                   | 1173                           | 1589         | 1109                  | 3462                           | 4571         |
| 07 - Sonitpur            | 271                   | 1296                           | 1567         | 187                   | 706                            | 893          | 458                   | 2002                           | 2460         |
| 08 - Lakhimpur           | 157                   | 320                            | 477          | 110                   | 386                            | 496          | 267                   | 706                            | 973          |
| 09 - Dhemaji             | 89                    | 287                            | 376          | 46                    | 106                            | 152          | 135                   | 393                            | 528          |
| 10 - Tinsukia            | 93                    | 281                            | 374          | 376                   | 970                            | 1346         | 469                   | 1251                           | 1720         |
| 11 - Dibrugarh           | 229                   | 593                            | 822          | 358                   | 646                            | 1004         | 587                   | 1239                           | 1826         |
| 12 - Sivasagar           | 339                   | 1136                           | 1475         | 227                   | 1386                           | 1613         | 566                   | 2522                           | 3088         |
| 13 - Jorhat              | 379                   | 5214                           | 5593         | 217                   | 937                            | 1154         | 596                   | 6151                           | 6747         |
| 14 - Golaghat            | 252                   | 935                            | 1187         | 110                   | 385                            | 495          | 362                   | 1320                           | 1682         |
| 15 - Karbi Anglong       | 95                    | 154                            | 249          | 75                    | 163                            | 238          | 170                   | 317                            | 487          |
| 16 - Dima Hasao          | 29                    | 46                             | 75           | 32                    | 85                             | 117          | 61                    | 131                            | 192          |
| 17 - Cachar              | 377                   | 717                            | 1094         | 195                   | 459                            | 654          | 572                   | 1176                           | 1748         |
| 18 - Karimganj           | 232                   | 614                            | 846          | 125                   | 468                            | 593          | 357                   | 1082                           | 1439         |
| 19 - Hailakandi          | 131                   | 117                            | 248          | 90                    | 83                             | 173          | 221                   | 200                            | 421          |
| 20 - Bongaigaon          | 161                   | 278                            | 439          | 165                   | 463                            | 628          | 326                   | 741                            | 1067         |
| 21 - Chirang             | 110                   | 161                            | 271          | 7                     | 29                             | 36           | 117                   | 190                            | 307          |
| 22 - Kamrup              | 373                   | 1700                           | 2073         | 64                    | 501                            | 565          | 437                   | 2201                           | 2638         |
| 23 - Kamrup Metropolitan | 68                    | 319                            | 387          | 2527                  | 8501                           | 11028        | 2595                  | 8820                           | 11415        |
| 24 - Nalbari             | 211                   | 901                            | 1112         | 79                    | 198                            | 277          | 290                   | 1099                           | 1389         |
| 25 -Baksa                | 205                   | 518                            | 723          | 9                     | 33                             | 42           | 214                   | 551                            | 765          |
| 26 - Darrang             | 207                   | 916                            | 1123         | 56                    | 198                            | 254          | 263                   | 1114                           | 1377         |
| 27 - Udalguri            | 213                   | 329                            | 542          | 51                    | 103                            | 154          | 264                   | 432                            | 696          |
| <b>Total</b>             | <b>7037</b>           | <b>22634</b>                   | <b>29671</b> | <b>6295</b>           | <b>19782</b>                   | <b>26077</b> | <b>13332</b>          | <b>42416</b>                   | <b>55748</b> |

**Table-4.20: District wise total number of persons employed in Education by sector and type of establishment**

| District                 | Rural                 |                                |               | Urban                 |                                |              | Combined              |                                |               |
|--------------------------|-----------------------|--------------------------------|---------------|-----------------------|--------------------------------|--------------|-----------------------|--------------------------------|---------------|
|                          | Without Hired Workers | With At least One Hired Worker | Total         | Without Hired Workers | With At least One Hired Worker | Total        | Without Hired Workers | With At least One Hired Worker | Total         |
| 01 - Kokrajhar           | 236                   | 10358                          | 10594         | 117                   | 1197                           | 1314         | 353                   | 11555                          | 11908         |
| 02 - Dhubri              | 1039                  | 20620                          | 21659         | 166                   | 3339                           | 3505         | 1205                  | 23959                          | 25164         |
| 03 - Goalpara            | 411                   | 14697                          | 15108         | 84                    | 2305                           | 2389         | 495                   | 17002                          | 17497         |
| 04 - Barpeta             | 1503                  | 19822                          | 21325         | 524                   | 3125                           | 3649         | 2027                  | 22947                          | 24974         |
| 05 - Morigaon            | 287                   | 12855                          | 13142         | 129                   | 2091                           | 2220         | 416                   | 14946                          | 15362         |
| 06 - Nagaon              | 1162                  | 37523                          | 38685         | 626                   | 7152                           | 7778         | 1788                  | 44675                          | 46463         |
| 07 - Sonitpur            | 543                   | 19375                          | 19918         | 229                   | 3374                           | 3603         | 772                   | 22749                          | 23521         |
| 08 - Lakhimpur           | 694                   | 22351                          | 23045         | 126                   | 2881                           | 3007         | 820                   | 25232                          | 26052         |
| 09 - Dhemaji             | 584                   | 12921                          | 13505         | 49                    | 1013                           | 1062         | 633                   | 13934                          | 14567         |
| 10 - Tinsukia            | 178                   | 10744                          | 10922         | 369                   | 3741                           | 4110         | 547                   | 14485                          | 15032         |
| 11 - Dibrugarh           | 443                   | 14199                          | 14642         | 384                   | 3837                           | 4221         | 827                   | 18036                          | 18863         |
| 12 - Sivasagar           | 470                   | 22282                          | 22752         | 75                    | 3420                           | 3495         | 545                   | 25702                          | 26247         |
| 13 - Jorhat              | 708                   | 13646                          | 14354         | 328                   | 3607                           | 3935         | 1036                  | 17253                          | 18289         |
| 14 - Golaghat            | 523                   | 12344                          | 12867         | 103                   | 2502                           | 2605         | 626                   | 14846                          | 15472         |
| 15 - Karbi Anglong       | 127                   | 8623                           | 8750          | 119                   | 2220                           | 2339         | 246                   | 10843                          | 11089         |
| 16 - Dima Hasao          | 82                    | 3852                           | 3934          | 22                    | 1806                           | 1828         | 104                   | 5658                           | 5762          |
| 17 - Cachar              | 750                   | 10615                          | 11365         | 187                   | 2433                           | 2620         | 937                   | 13048                          | 13985         |
| 18 - Karimganj           | 751                   | 7523                           | 8274          | 193                   | 1451                           | 1644         | 944                   | 8974                           | 9918          |
| 19 - Hailakandi          | 402                   | 9119                           | 9521          | 54                    | 1103                           | 1157         | 456                   | 10222                          | 10678         |
| 20 - Bongaigaon          | 203                   | 9309                           | 9512          | 258                   | 2505                           | 2763         | 461                   | 11814                          | 12275         |
| 21 - Chirang             | 71                    | 6127                           | 6198          | 12                    | 523                            | 535          | 83                    | 6650                           | 6733          |
| 22 - Kamrup              | 556                   | 21275                          | 21831         | 45                    | 3167                           | 3212         | 601                   | 24442                          | 25043         |
| 23 - Kamrup Metropolitan | 73                    | 2838                           | 2911          | 3582                  | 20545                          | 24127        | 3655                  | 23383                          | 27038         |
| 24 - Nalbari             | 571                   | 13245                          | 13816         | 151                   | 2411                           | 2562         | 722                   | 15656                          | 16378         |
| 25 -Baksa                | 348                   | 14823                          | 15171         | 3                     | 117                            | 120          | 351                   | 14940                          | 15291         |
| 26 - Darrang             | 261                   | 13111                          | 13372         | 53                    | 1139                           | 1192         | 314                   | 14250                          | 14564         |
| 27 - Udalguri            | 261                   | 9557                           | 9818          | 42                    | 656                            | 698          | 303                   | 10213                          | 10516         |
| <b>Total</b>             | <b>13237</b>          | <b>373754</b>                  | <b>386991</b> | <b>8030</b>           | <b>83660</b>                   | <b>91690</b> | <b>21267</b>          | <b>457414</b>                  | <b>478681</b> |

**Table4.21: District wise total number of persons employed in Human health & social work activities by sector and type of establishment**

| District                 | Rural                 |                                |               | Urban                 |                                |              | Combined              |                                |               |
|--------------------------|-----------------------|--------------------------------|---------------|-----------------------|--------------------------------|--------------|-----------------------|--------------------------------|---------------|
|                          | Without Hired Workers | With At least One Hired Worker | Total         | Without Hired Workers | With At least One Hired Worker | Total        | Without Hired Workers | With At least One Hired Worker | Total         |
| 01 - Kokrajhar           | 139                   | 856                            | 995           | 31                    | 284                            | 315          | 170                   | 1140                           | 1310          |
| 02 - Dhubri              | 519                   | 1122                           | 1641          | 130                   | 830                            | 960          | 649                   | 1952                           | 2601          |
| 03 - Goalpara            | 165                   | 1103                           | 1268          | 61                    | 648                            | 709          | 226                   | 1751                           | 1977          |
| 04 - Barpeta             | 240                   | 1393                           | 1633          | 41                    | 486                            | 527          | 281                   | 1879                           | 2160          |
| 05 - Morigaon            | 178                   | 704                            | 882           | 36                    | 459                            | 495          | 214                   | 1163                           | 1377          |
| 06 - Nagaon              | 551                   | 2483                           | 3034          | 273                   | 2231                           | 2504         | 824                   | 4714                           | 5538          |
| 07 - Sonitpur            | 218                   | 2764                           | 2982          | 59                    | 1717                           | 1776         | 277                   | 4481                           | 4758          |
| 08 - Lakhimpur           | 145                   | 1695                           | 1840          | 52                    | 627                            | 679          | 197                   | 2322                           | 2519          |
| 09 - Dhemaji             | 64                    | 632                            | 696           | 5                     | 114                            | 119          | 69                    | 746                            | 815           |
| 10 - Tinsukia            | 157                   | 1799                           | 1956          | 110                   | 1623                           | 1733         | 267                   | 3422                           | 3689          |
| 11 - Dibrugarh           | 150                   | 2439                           | 2589          | 187                   | 2781                           | 2968         | 337                   | 5220                           | 5557          |
| 12 - Sivasagar           | 332                   | 2158                           | 2490          | 50                    | 729                            | 779          | 382                   | 2887                           | 3269          |
| 13 - Jorhat              | 301                   | 1395                           | 1696          | 83                    | 2163                           | 2246         | 384                   | 3558                           | 3942          |
| 14 - Golaghat            | 266                   | 1532                           | 1798          | 61                    | 852                            | 913          | 327                   | 2384                           | 2711          |
| 15 - Karbi Anglong       | 68                    | 717                            | 785           | 67                    | 680                            | 747          | 135                   | 1397                           | 1532          |
| 16 - Dima Hasao          | 60                    | 165                            | 225           | 20                    | 354                            | 374          | 80                    | 519                            | 599           |
| 17 - Cachar              | 366                   | 1725                           | 2091          | 220                   | 936                            | 1156         | 586                   | 2661                           | 3247          |
| 18 - Karimganj           | 210                   | 60821                          | 61031         | 82                    | 397                            | 479          | 292                   | 61218                          | 61510         |
| 19 - Hailakandi          | 197                   | 780                            | 977           | 46                    | 262                            | 308          | 243                   | 1042                           | 1285          |
| 20 - Bongaigaon          | 69                    | 737                            | 806           | 80                    | 562                            | 642          | 149                   | 1299                           | 1448          |
| 21 - Chirang             | 82                    | 549                            | 631           | 16                    | 112                            | 128          | 98                    | 661                            | 759           |
| 22 - Kamrup              | 368                   | 2197                           | 2565          | 55                    | 452                            | 507          | 423                   | 2649                           | 3072          |
| 23 - Kamrup Metropolitan | 70                    | 441                            | 511           | 672                   | 12740                          | 13412        | 742                   | 13181                          | 13923         |
| 24 - Nalbari             | 331                   | 988                            | 1319          | 79                    | 719                            | 798          | 410                   | 1707                           | 2117          |
| 25 -Baksa                | 213                   | 1124                           | 1337          | 8                     | 8                              | 16           | 221                   | 1132                           | 1353          |
| 26 - Darrang             | 146                   | 1043                           | 1189          | 38                    | 397                            | 435          | 184                   | 1440                           | 1624          |
| 27 - Udalguri            | 170                   | 912                            | 1082          | 34                    | 121                            | 155          | 204                   | 1033                           | 1237          |
| <b>Total</b>             | <b>5775</b>           | <b>94274</b>                   | <b>100049</b> | <b>2596</b>           | <b>33284</b>                   | <b>35880</b> | <b>8371</b>           | <b>127558</b>                  | <b>135929</b> |

**Table-4.22 : District wise total number of persons employed in Arts entertainment, sports & amusement and recreation by sector and type of establishment**

| District                 | Rural                 |                                |              | Urban                 |                                |             | Combined              |                                |              |
|--------------------------|-----------------------|--------------------------------|--------------|-----------------------|--------------------------------|-------------|-----------------------|--------------------------------|--------------|
|                          | Without Hired Workers | With At least One Hired Worker | Total        | Without Hired Workers | With At least One Hired Worker | Total       | Without Hired Workers | With At least One Hired Worker | Total        |
| 01 - Kokrajhar           | 383                   | 395                            | 778          | 18                    | 62                             | 80          | 401                   | 457                            | 858          |
| 02 - Dhubri              | 276                   | 285                            | 561          | 81                    | 87                             | 168         | 357                   | 372                            | 729          |
| 03 - Goalpara            | 165                   | 254                            | 419          | 50                    | 86                             | 136         | 215                   | 340                            | 555          |
| 04 - Barpeta             | 669                   | 973                            | 1642         | 99                    | 476                            | 575         | 768                   | 1449                           | 2217         |
| 05 - Morigaon            | 91                    | 254                            | 345          | 16                    | 77                             | 93          | 107                   | 331                            | 438          |
| 06 - Nagaon              | 512                   | 813                            | 1325         | 174                   | 325                            | 499         | 686                   | 1138                           | 1824         |
| 07 - Sonitpur            | 241                   | 614                            | 855          | 60                    | 201                            | 261         | 301                   | 815                            | 1116         |
| 08 - Lakhimpur           | 213                   | 361                            | 574          | 37                    | 89                             | 126         | 250                   | 450                            | 700          |
| 09 - Dhemaji             | 80                    | 103                            | 183          | 5                     | 32                             | 37          | 85                    | 135                            | 220          |
| 10 - Tinsukia            | 296                   | 153                            | 449          | 91                    | 262                            | 353         | 387                   | 415                            | 802          |
| 11 - Dibrugarh           | 427                   | 399                            | 826          | 77                    | 165                            | 242         | 504                   | 564                            | 1068         |
| 12 - Sivasagar           | 328                   | 384                            | 712          | 37                    | 131                            | 168         | 365                   | 515                            | 880          |
| 13 - Jorhat              | 735                   | 562                            | 1297         | 132                   | 208                            | 340         | 867                   | 770                            | 1637         |
| 14 - Golaghat            | 532                   | 587                            | 1119         | 54                    | 70                             | 124         | 586                   | 657                            | 1243         |
| 15 - Karbi Anglong       | 134                   | 104                            | 238          | 34                    | 34                             | 68          | 168                   | 138                            | 306          |
| 16 - Dima Hasao          | 166                   | 75                             | 241          | 74                    | 60                             | 134         | 240                   | 135                            | 375          |
| 17 - Cachar              | 517                   | 241                            | 758          | 158                   | 110                            | 268         | 675                   | 351                            | 1026         |
| 18 - Karimganj           | 144                   | 42                             | 186          | 27                    | 63                             | 90          | 171                   | 105                            | 276          |
| 19 - Hailakandi          | 123                   | 138                            | 261          | 17                    | 17                             | 34          | 140                   | 155                            | 295          |
| 20 - Bongaigaon          | 85                    | 128                            | 213          | 55                    | 90                             | 145         | 140                   | 218                            | 358          |
| 21 - Chirang             | 129                   | 102                            | 231          | 16                    | 77                             | 93          | 145                   | 179                            | 324          |
| 22 - Kamrup              | 508                   | 794                            | 1302         | 55                    | 69                             | 124         | 563                   | 863                            | 1426         |
| 23 - Kamrup Metropolitan | 104                   | 151                            | 255          | 1009                  | 2265                           | 3274        | 1113                  | 2416                           | 3529         |
| 24 - Nalbari             | 268                   | 237                            | 505          | 56                    | 193                            | 249         | 324                   | 430                            | 754          |
| 25 -Baksa                | 122                   | 283                            | 405          | 0                     | 0                              | 0           | 122                   | 283                            | 405          |
| 26 - Darrang             | 123                   | 218                            | 341          | 28                    | 54                             | 82          | 151                   | 272                            | 423          |
| 27 - Udalguri            | 228                   | 187                            | 415          | 4                     | 23                             | 27          | 232                   | 210                            | 442          |
| <b>Total</b>             | <b>7599</b>           | <b>8837</b>                    | <b>16436</b> | <b>2464</b>           | <b>5326</b>                    | <b>7790</b> | <b>10063</b>          | <b>14163</b>                   | <b>24226</b> |

**Table-4.23: District wise total number of persons employed in Other service activities not elsewhere classified by sector and type of establishment**

| District                 | Rural                 |                                |               | Urban                 |                                |              | Combined              |                                |               |
|--------------------------|-----------------------|--------------------------------|---------------|-----------------------|--------------------------------|--------------|-----------------------|--------------------------------|---------------|
|                          | Without Hired Workers | With At least One Hired Worker | Total         | Without Hired Workers | With At least One Hired Worker | Total        | Without Hired Workers | With At least One Hired Worker | Total         |
| 01 - Kokrajhar           | 2394                  | 2451                           | 4845          | 339                   | 641                            | 980          | 2733                  | 3092                           | 5825          |
| 02 - Dhubri              | 4728                  | 6019                           | 10747         | 1430                  | 1243                           | 2673         | 6158                  | 7262                           | 13420         |
| 03 - Goalpara            | 2598                  | 4008                           | 6606          | 561                   | 653                            | 1214         | 3159                  | 4661                           | 7820          |
| 04 - Barpeta             | 3148                  | 5629                           | 8777          | 812                   | 1676                           | 2488         | 3960                  | 7305                           | 11265         |
| 05 - Morigaon            | 2374                  | 2636                           | 5010          | 498                   | 482                            | 980          | 2872                  | 3118                           | 5990          |
| 06 - Nagaon              | 7095                  | 11167                          | 18262         | 2443                  | 3902                           | 6345         | 9538                  | 15069                          | 24607         |
| 07 - Sonitpur            | 5630                  | 6450                           | 12080         | 1139                  | 2237                           | 3376         | 6769                  | 8687                           | 15456         |
| 08 - Lakhimpur           | 3569                  | 3025                           | 6594          | 751                   | 1070                           | 1821         | 4320                  | 4095                           | 8415          |
| 09 - Dhemaji             | 1895                  | 1195                           | 3090          | 360                   | 344                            | 704          | 2255                  | 1539                           | 3794          |
| 10 - Tinsukia            | 3097                  | 1770                           | 4867          | 1784                  | 2421                           | 4205         | 4881                  | 4191                           | 9072          |
| 11 - Dibrugarh           | 3891                  | 2974                           | 6865          | 1375                  | 1948                           | 3323         | 5266                  | 4922                           | 10188         |
| 12 - Sivasagar           | 4372                  | 4122                           | 8494          | 751                   | 1338                           | 2089         | 5123                  | 5460                           | 10583         |
| 13 - Jorhat              | 4063                  | 2988                           | 7051          | 1511                  | 1525                           | 3036         | 5574                  | 4513                           | 10087         |
| 14 - Golaghat            | 4040                  | 5040                           | 9080          | 689                   | 1050                           | 1739         | 4729                  | 6090                           | 10819         |
| 15 - Karbi Anglong       | 1760                  | 2810                           | 4570          | 424                   | 601                            | 1025         | 2184                  | 3411                           | 5595          |
| 16 - Dima Hasao          | 634                   | 585                            | 1219          | 301                   | 321                            | 622          | 935                   | 906                            | 1841          |
| 17 - Cachar              | 7558                  | 2989                           | 10547         | 4107                  | 1241                           | 5348         | 11665                 | 4230                           | 15895         |
| 18 - Karimganj           | 3935                  | 1921                           | 5856          | 643                   | 444                            | 1087         | 4578                  | 2365                           | 6943          |
| 19 - Hailakandi          | 1445                  | 2372                           | 3817          | 614                   | 181                            | 795          | 2059                  | 2553                           | 4612          |
| 20 - Bongaigaon          | 1314                  | 1714                           | 3028          | 799                   | 1061                           | 1860         | 2113                  | 2775                           | 4888          |
| 21 - Chirang             | 1003                  | 1373                           | 2376          | 60                    | 332                            | 392          | 1063                  | 1705                           | 2768          |
| 22 - Kamrup              | 4181                  | 6438                           | 10619         | 857                   | 918                            | 1775         | 5038                  | 7356                           | 12394         |
| 23 - Kamrup Metropolitan | 770                   | 728                            | 1498          | 8373                  | 15906                          | 24279        | 9143                  | 16634                          | 25777         |
| 24 - Nalbari             | 2312                  | 1885                           | 4197          | 540                   | 450                            | 990          | 2852                  | 2335                           | 5187          |
| 25 -Baksa                | 2267                  | 2402                           | 4669          | 69                    | 57                             | 126          | 2336                  | 2459                           | 4795          |
| 26 - Darrang             | 1764                  | 2723                           | 4487          | 309                   | 476                            | 785          | 2073                  | 3199                           | 5272          |
| 27 - Udalguri            | 2213                  | 2445                           | 4658          | 242                   | 293                            | 535          | 2455                  | 2738                           | 5193          |
| <b>Total</b>             | <b>84050</b>          | <b>89859</b>                   | <b>173909</b> | <b>31781</b>          | <b>42811</b>                   | <b>74592</b> | <b>115831</b>         | <b>132670</b>                  | <b>248501</b> |

**Table- 5.1 : District wise total number of persons employed in agricultural activities by sector and type of establishment**

| District                 | Rural                 |                                |               | Urban                 |                                |              | Combined              |                                |               |
|--------------------------|-----------------------|--------------------------------|---------------|-----------------------|--------------------------------|--------------|-----------------------|--------------------------------|---------------|
|                          | Without Hired Workers | With At least One Hired Worker | Total         | Without Hired Workers | With At least One Hired Worker | Total        | Without Hired Workers | With At least One Hired Worker | Total         |
| 01 - Kokrajhar           | 7012                  | 1164                           | 8176          | 122                   | 42                             | 164          | 7134                  | 1206                           | 8340          |
| 02 - Dhubri              | 6170                  | 1215                           | 7385          | 733                   | 109                            | 842          | 6903                  | 1324                           | 8227          |
| 03 - Goalpara            | 3761                  | 1843                           | 5604          | 295                   | 171                            | 466          | 4056                  | 2014                           | 6070          |
| 04 - Barpeta             | 70079                 | 5215                           | 75294         | 7853                  | 516                            | 8369         | 77932                 | 5731                           | 83663         |
| 05 - Morigaon            | 5916                  | 1684                           | 7600          | 230                   | 209                            | 439          | 6146                  | 1893                           | 8039          |
| 06 - Nagaon              | 32218                 | 7993                           | 40211         | 1865                  | 999                            | 2864         | 34083                 | 8992                           | 43075         |
| 07 - Sonitpur            | 9493                  | 2836                           | 12329         | 626                   | 332                            | 958          | 10119                 | 3168                           | 13287         |
| 08 - Lakhimpur           | 8132                  | 4414                           | 12546         | 150                   | 220                            | 370          | 8282                  | 4634                           | 12916         |
| 09 - Dhemaji             | 3652                  | 998                            | 4650          | 48                    | 33                             | 81           | 3700                  | 1031                           | 4731          |
| 10 - Tinsukia            | 12031                 | 28182                          | 40213         | 887                   | 439                            | 1326         | 12918                 | 28621                          | 41539         |
| 11 - Dibrugarh           | 6001                  | 1407                           | 7408          | 441                   | 173                            | 614          | 6442                  | 1580                           | 8022          |
| 12 - Sivasagar           | 17668                 | 3544                           | 21212         | 339                   | 121                            | 460          | 18007                 | 3665                           | 21672         |
| 13 - Jorhat              | 9711                  | 1704                           | 11415         | 733                   | 167                            | 900          | 10444                 | 1871                           | 12315         |
| 14 - Golaghat            | 6738                  | 2691                           | 9429          | 318                   | 103                            | 421          | 7056                  | 2794                           | 9850          |
| 15 - Karbi Anglong       | 13819                 | 1480                           | 15299         | 975                   | 155                            | 1130         | 14794                 | 1635                           | 16429         |
| 16 - Dima Hasao          | 1329                  | 72                             | 1401          | 93                    | 24                             | 117          | 1422                  | 96                             | 1518          |
| 17 - Cachar              | 8561                  | 746                            | 9307          | 217                   | 44                             | 261          | 8778                  | 790                            | 9568          |
| 18 - Karimganj           | 9703                  | 976                            | 10679         | 164                   | 18                             | 182          | 9867                  | 994                            | 10861         |
| 19 - Hailakandi          | 1782                  | 190                            | 1972          | 151                   | 44                             | 195          | 1933                  | 234                            | 2167          |
| 20 - Bongaigaon          | 2555                  | 995                            | 3550          | 550                   | 282                            | 832          | 3105                  | 1277                           | 4382          |
| 21 - Chirang             | 2029                  | 189                            | 2218          | 35                    | 28                             | 63           | 2064                  | 217                            | 2281          |
| 22 - Kamrup              | 12726                 | 3236                           | 15962         | 637                   | 125                            | 762          | 13363                 | 3361                           | 16724         |
| 23 - Kamrup Metropolitan | 2805                  | 1670                           | 4475          | 2297                  | 1864                           | 4161         | 5102                  | 3534                           | 8636          |
| 24 - Nalbari             | 3596                  | 2381                           | 5977          | 130                   | 172                            | 302          | 3726                  | 2553                           | 6279          |
| 25 -Baksa                | 9645                  | 1419                           | 11064         | 90                    | 14                             | 104          | 9735                  | 1433                           | 11168         |
| 26 - Darrang             | 3622                  | 1207                           | 4829          | 78                    | 77                             | 155          | 3700                  | 1284                           | 4984          |
| 27 - Udalguri            | 2169                  | 409                            | 2578          | 19                    | 11                             | 30           | 2188                  | 420                            | 2608          |
| <b>Total</b>             | <b>272923</b>         | <b>79860</b>                   | <b>352783</b> | <b>20076</b>          | <b>6492</b>                    | <b>26568</b> | <b>292999</b>         | <b>86352</b>                   | <b>379351</b> |

**Table 5.2 : District wise total number of persons employed in non-agricultural activities by sector and type of establishment**

| District                 | Rural                 |                                |                | Urban                 |                                |                | Combined              |                                |                |
|--------------------------|-----------------------|--------------------------------|----------------|-----------------------|--------------------------------|----------------|-----------------------|--------------------------------|----------------|
|                          | Without Hired Workers | With At least One Hired Worker | Total          | Without Hired Workers | With At least One Hired Worker | Total          | Without Hired Workers | With At least One Hired Worker | Total          |
| 01 - Kokrajhar           | 29138                 | 27172                          | 56310          | 5305                  | 11066                          | 16371          | 34443                 | 38238                          | 72681          |
| 02 - Dhubri              | 53273                 | 67813                          | 121086         | 13987                 | 21916                          | 35903          | 67260                 | 89729                          | 156989         |
| 03 - Goalpara            | 28447                 | 42415                          | 70862          | 7557                  | 13743                          | 21300          | 36004                 | 56158                          | 92162          |
| 04 - Barpeta             | 90605                 | 80629                          | 171234         | 18181                 | 34133                          | 52314          | 108786                | 114762                         | 223548         |
| 05 - Morigaon            | 24321                 | 32601                          | 56922          | 5786                  | 11131                          | 16917          | 30107                 | 43732                          | 73839          |
| 06 - Nagaon              | 91741                 | 134480                         | 226221         | 31042                 | 63526                          | 94568          | 122783                | 198006                         | 320789         |
| 07 - Sonitpur            | 47751                 | 79474                          | 127225         | 12615                 | 30664                          | 43279          | 60366                 | 110138                         | 170504         |
| 08 - Lakhimpur           | 28466                 | 46473                          | 74939          | 7724                  | 18378                          | 26102          | 36190                 | 64851                          | 101041         |
| 09 - Dhemaji             | 17720                 | 23739                          | 41459          | 3235                  | 5877                           | 9112           | 20955                 | 29616                          | 50571          |
| 10 - Tinsukia            | 26793                 | 56808                          | 83601          | 20518                 | 41491                          | 62009          | 47311                 | 98299                          | 145610         |
| 11 - Dibrugarh           | 32038                 | 56290                          | 88328          | 18000                 | 39065                          | 57065          | 50038                 | 95355                          | 145393         |
| 12 - Sivasagar           | 44700                 | 68104                          | 112804         | 8873                  | 25447                          | 34320          | 53573                 | 93551                          | 147124         |
| 13 - Jorhat              | 47072                 | 50562                          | 97634          | 18533                 | 31304                          | 49837          | 65605                 | 81866                          | 147471         |
| 14 - Golaghat            | 36846                 | 56497                          | 93343          | 7388                  | 17070                          | 24458          | 44234                 | 73567                          | 117801         |
| 15 - Karbi Anglong       | 37129                 | 24993                          | 62122          | 8190                  | 11114                          | 19304          | 45319                 | 36107                          | 81426          |
| 16 - Dima Hasao          | 14795                 | 6631                           | 21426          | 5071                  | 6139                           | 11210          | 19866                 | 12770                          | 32636          |
| 17 - Cachar              | 95228                 | 49364                          | 144592         | 22814                 | 23470                          | 46284          | 118042                | 72834                          | 190876         |
| 18 - Karimganj           | 65223                 | 93597                          | 158820         | 7950                  | 11343                          | 19293          | 73173                 | 104940                         | 178113         |
| 19 - Hailakandi          | 29786                 | 23283                          | 53069          | 4953                  | 4799                           | 9752           | 34739                 | 28082                          | 62821          |
| 20 - Bongaigaon          | 20220                 | 28749                          | 48969          | 10258                 | 19798                          | 30056          | 30478                 | 48547                          | 79025          |
| 21 - Chirang             | 9862                  | 14867                          | 24729          | 1287                  | 4456                           | 5743           | 11149                 | 19323                          | 30472          |
| 22 - Kamrup              | 54491                 | 83144                          | 137635         | 10146                 | 20806                          | 30952          | 64637                 | 103950                         | 168587         |
| 23 - Kamrup Metropolitan | 9275                  | 21133                          | 30408          | 129019                | 279334                         | 408353         | 138294                | 300467                         | 438761         |
| 24 - Nalbari             | 38607                 | 36605                          | 75212          | 7241                  | 12664                          | 19905          | 45848                 | 49269                          | 95117          |
| 25 -Baksa                | 32374                 | 41898                          | 74272          | 672                   | 1389                           | 2061           | 33046                 | 43287                          | 76333          |
| 26 - Darrang             | 24923                 | 38120                          | 63043          | 4646                  | 9496                           | 14142          | 29569                 | 47616                          | 77185          |
| 27 - Udalguri            | 23873                 | 30384                          | 54257          | 3389                  | 5498                           | 8887           | 27262                 | 35882                          | 63144          |
| <b>Total</b>             | <b>1054697</b>        | <b>1315825</b>                 | <b>2370522</b> | <b>394380</b>         | <b>775117</b>                  | <b>1169497</b> | <b>1449077</b>        | <b>2090942</b>                 | <b>3540019</b> |

**Table 5.3 : District wise total number of persons employed for all broad activity by sector and type of establishment**

| District                 | Rural                 |                                |                | Urban                 |                                |                | Combined              |                                |                |
|--------------------------|-----------------------|--------------------------------|----------------|-----------------------|--------------------------------|----------------|-----------------------|--------------------------------|----------------|
|                          | Without Hired Workers | With At least One Hired Worker | Total          | Without Hired Workers | With At least One Hired Worker | Total          | Without Hired Workers | With At least One Hired Worker | Total          |
| 01 - Kokrajhar           | 36150                 | 28336                          | 64486          | 5427                  | 11108                          | 16535          | 41577                 | 39444                          | 81021          |
| 02 - Dhubri              | 59443                 | 69028                          | 128471         | 14720                 | 22025                          | 36745          | 74163                 | 91053                          | 165216         |
| 03 - Goalpara            | 32208                 | 44258                          | 76466          | 7852                  | 13914                          | 21766          | 40060                 | 58172                          | 98232          |
| 04 - Barpeta             | 160684                | 85844                          | 246528         | 26034                 | 34649                          | 60683          | 186718                | 120493                         | 307211         |
| 05 - Morigaon            | 30237                 | 34285                          | 64522          | 6016                  | 11340                          | 17356          | 36253                 | 45625                          | 81878          |
| 06 - Nagaon              | 123959                | 142473                         | 266432         | 32907                 | 64525                          | 97432          | 156866                | 206998                         | 363864         |
| 07 - Sonitpur            | 57244                 | 82310                          | 139554         | 13241                 | 30996                          | 44237          | 70485                 | 113306                         | 183791         |
| 08 - Lakhimpur           | 36598                 | 50887                          | 87485          | 7874                  | 18598                          | 26472          | 44472                 | 69485                          | 113957         |
| 09 - Dhemaji             | 21372                 | 24737                          | 46109          | 3283                  | 5910                           | 9193           | 24655                 | 30647                          | 55302          |
| 10 - Tinsukia            | 38824                 | 84990                          | 123814         | 21405                 | 41930                          | 63335          | 60229                 | 126920                         | 187149         |
| 11 - Dibrugarh           | 38039                 | 57697                          | 95736          | 18441                 | 39238                          | 57679          | 56480                 | 96935                          | 153415         |
| 12 - Sivasagar           | 62368                 | 71648                          | 134016         | 9212                  | 25568                          | 34780          | 71580                 | 97216                          | 168796         |
| 13 - Jorhat              | 56783                 | 52266                          | 109049         | 19266                 | 31471                          | 50737          | 76049                 | 83737                          | 159786         |
| 14 - Golaghat            | 43584                 | 59188                          | 102772         | 7706                  | 17173                          | 24879          | 51290                 | 76361                          | 127651         |
| 15 - Karbi Anglong       | 50948                 | 26473                          | 77421          | 9165                  | 11269                          | 20434          | 60113                 | 37742                          | 97855          |
| 16 - Dima Hasao          | 16124                 | 6703                           | 22827          | 5164                  | 6163                           | 11327          | 21288                 | 12866                          | 34154          |
| 17 - Cachar              | 103789                | 50110                          | 153899         | 23031                 | 23514                          | 46545          | 126820                | 73624                          | 200444         |
| 18 - Karimganj           | 74926                 | 94573                          | 169499         | 8114                  | 11361                          | 19475          | 83040                 | 105934                         | 188974         |
| 19 - Hailakandi          | 31568                 | 23473                          | 55041          | 5104                  | 4843                           | 9947           | 36672                 | 28316                          | 64988          |
| 20 - Bongaigaon          | 22775                 | 29744                          | 52519          | 10808                 | 20080                          | 30888          | 33583                 | 49824                          | 83407          |
| 21 - Chirang             | 11891                 | 15056                          | 26947          | 1322                  | 4484                           | 5806           | 13213                 | 19540                          | 32753          |
| 22 - Kamrup              | 67217                 | 86380                          | 153597         | 10783                 | 20931                          | 31714          | 78000                 | 107311                         | 185311         |
| 23 - Kamrup Metropolitan | 12080                 | 22803                          | 34883          | 131316                | 281198                         | 412514         | 143396                | 304001                         | 447397         |
| 24 - Nalbari             | 42203                 | 38986                          | 81189          | 7371                  | 12836                          | 20207          | 49574                 | 51822                          | 101396         |
| 25 -Baksa                | 42019                 | 43317                          | 85336          | 762                   | 1403                           | 2165           | 42781                 | 44720                          | 87501          |
| 26 - Darrang             | 28545                 | 39327                          | 67872          | 4724                  | 9573                           | 14297          | 33269                 | 48900                          | 82169          |
| 27 - Udalguri            | 26042                 | 30793                          | 56835          | 3408                  | 5509                           | 8917           | 29450                 | 36302                          | 65752          |
| <b>Total</b>             | <b>1327620</b>        | <b>1395685</b>                 | <b>2723305</b> | <b>414456</b>         | <b>781609</b>                  | <b>1196065</b> | <b>1742076</b>        | <b>2177294</b>                 | <b>3919370</b> |



**Table-5.4: :District wise distribution of agricultural establishments by broad activity group**

| District                 | Number of Establishments  |                |                           |                               | Subtotal : Agricultural activities |
|--------------------------|---|----------------|---------------------------|-------------------------------|------------------------------------|
|                          | 01 - Activities relating to agriculture other than crop production & plantation | 02 - Livestock | 03 - Forestry and Logging | 04 - Fishing and aqua culture |                                    |
| 01 - Kokrajhar           | 300   | 3612           | 778                       | 1679                          | 6369                               |
| 02 - Dhubri              | 274   | 1933           | 383                       | 3893                          | 6483                               |
| 03 - Goalpara            | 239   | 1048           | 392                       | 2025                          | 3704                               |
| 04 - Barpeta             | 1610  | 35709          | 126                       | 10017                         | 47462                              |
| 05 - Morigaon            | 181   | 2359           | 451                       | 2094                          | 5085                               |
| 06 - Nagaon              | 768   | 19441          | 1367                      | 5877                          | 27453                              |
| 07 - Sonitpur            | 1415  | 5277           | 332                       | 2013                          | 9037                               |
| 08 - Lakhimpur           | 2984  | 2044           | 493                       | 2089                          | 7610                               |
| 09 - Dhemaji             | 265   | 1388           | 191                       | 777                           | 2621                               |
| 10 - Tinsukia            | 8938  | 2174           | 164                       | 1349                          | 12625                              |
| 11 - Dibrugarh           | 570   | 3243           | 262                       | 1273                          | 5348                               |
| 12 - Sivasagar           | 304   | 5621           | 385                       | 729                           | 7039                               |
| 13 - Jorhat              | 930   | 7076           | 300                       | 943                           | 9249                               |
| 14 - Golaghat            | 1794  | 3146           | 216                       | 1032                          | 6188                               |
| 15 - Karbi Anglong       | 1876  | 5914           | 2093                      | 524                           | 10407                              |
| 16 - Dima Hasao          | 122   | 304            | 594                       | 92                            | 1112                               |
| 17 - Cachar              | 2522  | 2683           | 682                       | 2244                          | 8131                               |
| 18 - Karimganj           | 2559  | 1682           | 2999                      | 1822                          | 9062                               |
| 19 - Hailakandi          | 199   | 730            | 267                       | 509                           | 1705                               |
| 20 - Bongaigaon          | 171   | 1105           | 141                       | 1455                          | 2872                               |
| 21 - Chirang             | 27  | 1655           | 52                        | 201                           | 1935                               |
| 22 - Kamrup              | 632   | 6576           | 313                       | 3071                          | 10592                              |
| 23 - Kamrup Metropolitan | 118   | 3376           | 165                       | 684                           | 4343                               |
| 24 - Nalbari             | 469   | 987            | 204                       | 1651                          | 3311                               |
| 25 -Baksa                | 250   | 5104           | 259                       | 1106                          | 6719                               |
| 26 - Darrang             | 269   | 1740           | 89                        | 1387                          | 3485                               |
| 27 - Udalguri            | 74  | 1252           | 178                       | 469                           | 1973                               |
| <b>Total</b>             | <b>29860</b>  | <b>127179</b>  | <b>13876</b>              | <b>51005</b>                  | <b>221920</b>                      |

**Table-5.5: :District wise distribution of persons employed in agricultural establishments by broad activity group**

| District                 | Number of Establishments  |                |                           |                               | Subtotal : Agricultural activities |
|--------------------------|---|----------------|---------------------------|-------------------------------|------------------------------------|
|                          | 01 - Activities relating to agriculture other than crop production & plantation | 02 - Livestock | 03 - Forestry and Logging | 04 - Fishing and aqua culture |                                    |
| 01 - Kokrajhar           | 586   | 4775           | 875                       | 2104                          | 8340                               |
| 02 - Dhubri              | 461   | 2492           | 514                       | 4760                          | 8227                               |
| 03 - Goalpara            | 497   | 2040           | 657                       | 2876                          | 6070                               |
| 04 - Barpeta             | 2560  | 63843          | 279                       | 16981                         | 83663                              |
| 05 - Morigaon            | 353   | 3917           | 564                       | 3205                          | 8039                               |
| 06 - Nagaon              | 1628  | 29847          | 2012                      | 9588                          | 43075                              |
| 07 - Sonitpur            | 2166  | 7951           | 483                       | 2687                          | 13287                              |
| 08 - Lakhimpur           | 6325  | 3107           | 694                       | 2790                          | 12916                              |
| 09 - Dhemaji             | 476   | 2662           | 316                       | 1277                          | 4731                               |
| 10 - Tinsukia            | 34620   | 4614           | 332                       | 1973                          | 41539                              |
| 11 - Dibrugarh           | 765   | 5268           | 309                       | 1680                          | 8022                               |
| 12 - Sivasagar           | 1084  | 18558          | 669                       | 1361                          | 21672                              |
| 13 - Jorhat              | 1261  | 9413           | 477                       | 1164                          | 12315                              |
| 14 - Golaghat            | 2380  | 5634           | 319                       | 1517                          | 9850                               |
| 15 - Karbi Anglong       | 3638  | 9295           | 2720                      | 776                           | 16429                              |
| 16 - Dima Hasao          | 162   | 468            | 781                       | 107                           | 1518                               |
| 17 - Cachar              | 2793  | 3307           | 897                       | 2571                          | 9568                               |
| 18 - Karimganj           | 3223  | 2324           | 3242                      | 2072                          | 10861                              |
| 19 - Hailakandi          | 254   | 954            | 321                       | 638                           | 2167                               |
| 20 - Bongaigaon          | 311   | 2013           | 195                       | 1863                          | 4382                               |
| 21 - Chirang             | 59  | 1884           | 68                        | 270                           | 2281                               |
| 22 - Kamrup              | 1115  | 10939          | 578                       | 4092                          | 16724                              |
| 23 - Kamrup Metropolitan | 331   | 7139           | 314                       | 852                           | 8636                               |
| 24 - Nalbari             | 1585  | 1927           | 345                       | 2422                          | 6279                               |
| 25 -Baksa                | 490   | 8608           | 367                       | 1703                          | 11168                              |
| 26 - Darrang             | 469   | 2657           | 165                       | 1693                          | 4984                               |
| 27 - Udalguri            | 126   | 1711           | 215                       | 556                           | 2608                               |
| <b>Assam</b>             | <b>69718</b>  | <b>217347</b>  | <b>18708</b>              | <b>73578</b>                  | <b>379351</b>                      |

**Table-6.1::Broad activity wise total number of establishments by sector**

| Broad Activity  | Rural                           |                                    |               |                | Urban                           |                                    |               |               | Combined                        |                                    |               |                |
|---|---------------------------------|------------------------------------|---------------|----------------|---------------------------------|------------------------------------|---------------|---------------|---------------------------------|------------------------------------|---------------|----------------|
|   | Outside HH with fixed structure | Outside HH without fixed structure | Inside HH     | Total          | Outside HH with fixed structure | Outside HH without fixed structure | Inside HH     | Total         | Outside HH with fixed structure | Outside HH without fixed structure | Inside HH     | Total          |
| 01 - Activities relating to agriculture other than crop production & plantation | 1427                            | 14380                              | 12818         | 28625          | 93                              | 768                                | 374           | 1235          | 1520                            | 15148                              | 13192         | 29860          |
| 02 - Livestock  | 10805                           | 6797                               | 98073         | 115675         | 803                             | 1290                               | 9411          | 11504         | 11608                           | 8087                               | 107484        | 127179         |
| 03 - Forestry and Logging   | 511                             | 10869                              | 1718          | 13098          | 161                             | 429                                | 188           | 778           | 672                             | 11298                              | 1906          | 13876          |
| 04 - Fishing and aqua culture   | 989                             | 26100                              | 21729         | 48818          | 52                              | 1569                               | 566           | 2187          | 1041                            | 27669                              | 22295         | 51005          |
| Subtotal : Agricultural Activities  | 13732                           | 58146                              | 134338        | 206216         | 1109                            | 4056                               | 10539         | 15704         | 14841                           | 62202                              | 144877        | 221920         |
| 05 - Mining and quarrying   | 728                             | 2066                               | 333           | 3127           | 103                             | 91                                 | 25            | 219           | 831                             | 2157                               | 358           | 3346           |
| 06 - Manufacturing  | 41305                           | 23880                              | 90030         | 155215         | 27738                           | 6233                               | 20894         | 54865         | 69043                           | 30113                              | 110924        | 210080         |
| 07 - Electricity, gas, steam and air conditioning supply                        | 748                             | 111                                | 54            | 913            | 337                             | 37                                 | 16            | 390           | 1085                            | 148                                | 70            | 1303           |
| 08 - Water supply, sewerage, waste management and remediation activities        | 3489                            | 3449                               | 372           | 7310           | 838                             | 1755                               | 231           | 2824          | 4327                            | 5204                               | 603           | 10134          |
| 09 - Construction   | 1282                            | 90529                              | 3295          | 95106          | 730                             | 28410                              | 1226          | 30366         | 2012                            | 118939                             | 4521          | 125472         |
| 10- Whole sale trade, retail trade & repair of motor vehicles & motor cycles    | 6845                            | 1254                               | 1386          | 9485           | 12351                           | 971                                | 1143          | 14465         | 19196                           | 2225                               | 2529          | 23950          |
| 11 - Whole sale trade ( not covered in item-10 above )                          | 4699                            | 29295                              | 12312         | 46306          | 9954                            | 6406                               | 2230          | 18590         | 14653                           | 35701                              | 14542         | 64896          |
| 12 - Retail trade ( not covered in item-10 above )                              | 204977                          | 174744                             | 124060        | 503781         | 148713                          | 44043                              | 32767         | 225523        | 353690                          | 218787                             | 156827        | 729304         |
| 13 - Transportation and storage   | 7178                            | 100963                             | 4774          | 112915         | 8614                            | 38164                              | 1660          | 48438         | 15792                           | 139127                             | 6434          | 161353         |
| 14 - Accommodation and Food service activities                                  | 30187                           | 4796                               | 6538          | 41521          | 20843                           | 2179                               | 2723          | 25745         | 51030                           | 6975                               | 9261          | 67266          |
| 15 - Information & communication  | 3005                            | 215                                | 421           | 3641           | 3846                            | 278                                | 432           | 4556          | 6851                            | 493                                | 853           | 8197           |
| 16 - Financial and insurance activities   | 3085                            | 5082                               | 1019          | 9186           | 2915                            | 4561                               | 614           | 8090          | 6000                            | 9643                               | 1633          | 17276          |
| 17 - Real estate activities   | 278                             | 380                                | 4227          | 4885           | 578                             | 1405                               | 32012         | 33995         | 856                             | 1785                               | 36239         | 38880          |
| 18 - Professional, scientific & technical activities                            | 3454                            | 580                                | 425           | 4459           | 3183                            | 1368                               | 999           | 5550          | 6637                            | 1948                               | 1424          | 10009          |
| 19 - Administrative and support service activities                              | 4754                            | 1898                               | 3843          | 10495          | 5597                            | 1135                               | 3888          | 10620         | 10351                           | 3033                               | 7731          | 21115          |
| 20 - Education  | 83439                           | 4366                               | 3391          | 91196          | 9082                            | 3189                               | 4002          | 16273         | 92521                           | 7555                               | 7393          | 107469         |
| 21 - Human health & social work activities                                      | 8128                            | 787                                | 886           | 9801           | 3940                            | 374                                | 926           | 5240          | 12068                           | 1161                               | 1812          | 15041          |
| 22 - Arts entertainment, sports & amusement and recreation                      | 5156                            | 1220                               | 287           | 6663           | 1577                            | 915                                | 211           | 2703          | 6733                            | 2135                               | 498           | 9366           |
| 23 - Other service activities not elsewhere classified                          | 91160                           | 17898                              | 10003         | 119061         | 29672                           | 10565                              | 4122          | 44359         | 120832                          | 28463                              | 14125         | 163420         |
| Subtotal : Non-Agricultural Activities  | 503897                          | 463513                             | 267656        | 1235066        | 290611                          | 152079                             | 110121        | 552811        | 794508                          | 615592                             | 377777        | 1787877        |
| <b>Total</b>  | <b>517629</b>                   | <b>521659</b>                      | <b>401994</b> | <b>1441282</b> | <b>291720</b>                   | <b>156135</b>                      | <b>120660</b> | <b>568515</b> | <b>809349</b>                   | <b>677794</b>                      | <b>522654</b> | <b>2009797</b> |

**Table-6.2 : District wise total number of establishments by sector ( Rural / Urban / Combined ) for all broad activity**

| District                 | Rural                           |                                    |               |                | Urban                           |                                    |               |               | Combined                        |                                    |               |                |
|--------------------------|---------------------------------|------------------------------------|---------------|----------------|---------------------------------|------------------------------------|---------------|---------------|---------------------------------|------------------------------------|---------------|----------------|
|                          | Outside HH with fixed structure | Outside HH without fixed structure | Inside HH     | Total          | Outside HH with fixed structure | Outside HH without fixed structure | Inside HH     | Total         | Outside HH with fixed structure | Outside HH without fixed structure | Inside HH     | Total          |
| 01 - Kokrajhar           | 15529                           | 13793                              | 10933         | 40255          | 3682                            | 2472                               | 1875          | 8029          | 19211                           | 16265                              | 12808         | 48284          |
| 02 - Dhubri              | 30348                           | 28610                              | 12535         | 71493          | 10156                           | 6010                               | 3193          | 19359         | 40504                           | 34620                              | 15728         | 90852          |
| 03 - Goalpara            | 19068                           | 14268                              | 6962          | 40298          | 6112                            | 3091                               | 1596          | 10799         | 25180                           | 17359                              | 8558          | 51097          |
| 04 - Barpeta             | 28031                           | 54993                              | 57990         | 141014         | 10194                           | 8943                               | 10230         | 29367         | 38225                           | 63936                              | 68220         | 170381         |
| 05 - Morigaon            | 16004                           | 10676                              | 9007          | 35687          | 5402                            | 1530                               | 1162          | 8094          | 21406                           | 12206                              | 10169         | 43781          |
| 06 - Nagaon              | 51420                           | 47403                              | 45917         | 144740         | 24729                           | 13883                              | 9362          | 47974         | 76149                           | 61286                              | 55279         | 192714         |
| 07 - Sonitpur            | 34340                           | 18575                              | 18871         | 71786          | 13015                           | 3378                               | 3287          | 19680         | 47355                           | 21953                              | 22158         | 91466          |
| 08 - Lakhimpur           | 18748                           | 15774                              | 9916          | 44438          | 6658                            | 3261                               | 2211          | 12130         | 25406                           | 19035                              | 12127         | 56568          |
| 09 - Dhemaji             | 12109                           | 5021                               | 6779          | 23909          | 3186                            | 680                                | 447           | 4313          | 15295                           | 5701                               | 7226          | 28222          |
| 10 - Tinsukia            | 14498                           | 6707                               | 20791         | 41996          | 16261                           | 6977                               | 5859          | 29097         | 30759                           | 13684                              | 26650         | 71093          |
| 11 - Dibrugarh           | 21447                           | 10427                              | 12057         | 43931          | 13992                           | 5514                               | 5471          | 24977         | 35439                           | 15941                              | 17528         | 68908          |
| 12 - Sivasagar           | 27198                           | 9108                               | 18190         | 54496          | 9301                            | 1876                               | 2198          | 13375         | 36499                           | 10984                              | 20388         | 67871          |
| 13 - Jorhat              | 19793                           | 19364                              | 23468         | 62625          | 13130                           | 7028                               | 5900          | 26058         | 32923                           | 26392                              | 29368         | 88683          |
| 14 - Golaghat            | 24415                           | 13430                              | 14479         | 52324          | 7927                            | 1955                               | 1575          | 11457         | 32342                           | 15385                              | 16054         | 63781          |
| 15 - Karbi Anglong       | 10875                           | 16833                              | 16435         | 44143          | 4566                            | 3659                               | 2864          | 11089         | 15441                           | 20492                              | 19299         | 55232          |
| 16 - Dima Hasao          | 2852                            | 9622                               | 1816          | 14290          | 2854                            | 2136                               | 936           | 5926          | 5706                            | 11758                              | 2752          | 20216          |
| 17 - Cachar              | 24108                           | 62723                              | 20481         | 107312         | 12109                           | 13253                              | 3203          | 28565         | 36217                           | 75976                              | 23684         | 135877         |
| 18 - Karimganj           | 16491                           | 46836                              | 13700         | 77027          | 5083                            | 4388                               | 892           | 10363         | 21574                           | 51224                              | 14592         | 87390          |
| 19 - Hailakandi          | 11469                           | 17486                              | 6061          | 35016          | 3299                            | 2191                               | 596           | 6086          | 14768                           | 19677                              | 6657          | 41102          |
| 20 - Bongaigaon          | 12819                           | 11626                              | 4570          | 29015          | 8214                            | 3830                               | 2635          | 14679         | 21033                           | 15456                              | 7205          | 43694          |
| 21 - Chirang             | 7810                            | 2208                               | 4261          | 14279          | 2130                            | 216                                | 224           | 2570          | 9940                            | 2424                               | 4485          | 16849          |
| 22 - Kamrup              | 32959                           | 22848                              | 22149         | 77956          | 6547                            | 2973                               | 4251          | 13771         | 39506                           | 25821                              | 26400         | 91727          |
| 23 - Kamrup Metropolitan | 5642                            | 3381                               | 4554          | 13577          | 91134                           | 50812                              | 46362         | 188308        | 96776                           | 54193                              | 50916         | 201885         |
| 24 - Nalbari             | 14365                           | 22771                              | 8581          | 45717          | 4762                            | 2904                               | 1702          | 9368          | 19127                           | 25675                              | 10283         | 55085          |
| 25 -Baksa                | 15093                           | 14589                              | 16396         | 46078          | 642                             | 303                                | 181           | 1126          | 15735                           | 14892                              | 16577         | 47204          |
| 26 - Darrang             | 16150                           | 13279                              | 7857          | 37286          | 3959                            | 1546                               | 1667          | 7172          | 20109                           | 14825                              | 9524          | 44458          |
| 27 - Udalguri            | 14048                           | 9308                               | 7238          | 30594          | 2676                            | 1326                               | 781           | 4783          | 16724                           | 10634                              | 8019          | 35377          |
| <b>Total</b>             | <b>517629</b>                   | <b>521659</b>                      | <b>401994</b> | <b>1441282</b> | <b>291720</b>                   | <b>156135</b>                      | <b>120660</b> | <b>568515</b> | <b>809349</b>                   | <b>677794</b>                      | <b>522654</b> | <b>2009797</b> |

**Table-7.1 : District wise total number of establishments engaged in agriculture other than crop production & plantation by sector and structure of establishment**

| District                 | Rural                           |                                    |              |              | Urban                           |                                    |            |             | Combined                        |                                    |              |              |
|--------------------------|---------------------------------|------------------------------------|--------------|--------------|---------------------------------|------------------------------------|------------|-------------|---------------------------------|------------------------------------|--------------|--------------|
|                          | Outside HH with fixed structure | Outside HH without fixed structure | Inside HH    | Total        | Outside HH with fixed structure | Outside HH without fixed structure | Inside HH  | Total       | Outside HH with fixed structure | Outside HH without fixed structure | Inside HH    | Total        |
| 01 - Kokrajhar           | 23                              | 200                                | 77           | 300          | 0                               | 0                                  | 0          | 0           | 23                              | 200                                | 77           | 300          |
| 02 - Dhubri              | 19                              | 207                                | 28           | 254          | 3                               | 10                                 | 7          | 20          | 22                              | 217                                | 35           | 274          |
| 03 - Goalpara            | 82                              | 82                                 | 52           | 216          | 7                               | 4                                  | 12         | 23          | 89                              | 86                                 | 64           | 239          |
| 04 - Barpeta             | 38                              | 1067                               | 244          | 1349         | 2                               | 205                                | 54         | 261         | 40                              | 1272                               | 298          | 1610         |
| 05 - Morigaon            | 18                              | 80                                 | 72           | 170          | 3                               | 6                                  | 2          | 11          | 21                              | 86                                 | 74           | 181          |
| 06 - Nagaon              | 55                              | 418                                | 220          | 693          | 4                               | 59                                 | 12         | 75          | 59                              | 477                                | 232          | 768          |
| 07 - Sonitpur            | 47                              | 1052                               | 286          | 1385         | 3                               | 20                                 | 7          | 30          | 50                              | 1072                               | 293          | 1415         |
| 08 - Lakhimpur           | 106                             | 2083                               | 764          | 2953         | 9                               | 15                                 | 7          | 31          | 115                             | 2098                               | 771          | 2984         |
| 09 - Dhemaji             | 33                              | 102                                | 127          | 262          | 0                               | 2                                  | 1          | 3           | 33                              | 104                                | 128          | 265          |
| 10 - Tinsukia            | 252                             | 420                                | 8111         | 8783         | 9                               | 65                                 | 81         | 155         | 261                             | 485                                | 8192         | 8938         |
| 11 - Dibrugarh           | 32                              | 431                                | 67           | 530          | 1                               | 24                                 | 15         | 40          | 33                              | 455                                | 82           | 570          |
| 12 - Sivasagar           | 59                              | 62                                 | 177          | 298          | 3                               | 0                                  | 3          | 6           | 62                              | 62                                 | 180          | 304          |
| 13 - Jorhat              | 44                              | 569                                | 223          | 836          | 1                               | 86                                 | 7          | 94          | 45                              | 655                                | 230          | 930          |
| 14 - Golaghat            | 46                              | 1483                               | 218          | 1747         | 5                               | 23                                 | 19         | 47          | 51                              | 1506                               | 237          | 1794         |
| 15 - Karbi Anglong       | 19                              | 1370                               | 389          | 1778         | 3                               | 17                                 | 78         | 98          | 22                              | 1387                               | 467          | 1876         |
| 16 - Dima Hasao          | 0                               | 79                                 | 35           | 114          | 0                               | 7                                  | 1          | 8           | 0                               | 86                                 | 36           | 122          |
| 17 - Cachar              | 285                             | 1396                               | 715          | 2396         | 8                               | 95                                 | 23         | 126         | 293                             | 1491                               | 738          | 2522         |
| 18 - Karimganj           | 95                              | 2049                               | 395          | 2539         | 1                               | 19                                 | 0          | 20          | 96                              | 2068                               | 395          | 2559         |
| 19 - Hailakandi          | 9                               | 84                                 | 48           | 141          | 1                               | 54                                 | 3          | 58          | 10                              | 138                                | 51           | 199          |
| 20 - Bongaigaon          | 10                              | 81                                 | 63           | 154          | 2                               | 9                                  | 6          | 17          | 12                              | 90                                 | 69           | 171          |
| 21 - Chirang             | 6                               | 13                                 | 8            | 27           | 0                               | 0                                  | 0          | 0           | 6                               | 13                                 | 8            | 27           |
| 22 - Kamrup              | 64                              | 398                                | 163          | 625          | 3                               | 4                                  | 0          | 7           | 67                              | 402                                | 163          | 632          |
| 23 - Kamrup Metropolitan | 9                               | 31                                 | 19           | 59           | 16                              | 25                                 | 18         | 59          | 25                              | 56                                 | 37           | 118          |
| 24 - Nalbari             | 34                              | 251                                | 149          | 434          | 9                               | 15                                 | 11         | 35          | 43                              | 266                                | 160          | 469          |
| 25 -Baksa                | 13                              | 158                                | 77           | 248          | 0                               | 2                                  | 0          | 2           | 13                              | 160                                | 77           | 250          |
| 26 - Darrang             | 20                              | 163                                | 79           | 262          | 0                               | 1                                  | 6          | 7           | 20                              | 164                                | 85           | 269          |
| 27 - Udalguri            | 9                               | 51                                 | 12           | 72           | 0                               | 1                                  | 1          | 2           | 9                               | 52                                 | 13           | 74           |
| <b>Total</b>             | <b>1427</b>                     | <b>14380</b>                       | <b>12818</b> | <b>28625</b> | <b>93</b>                       | <b>768</b>                         | <b>374</b> | <b>1235</b> | <b>1520</b>                     | <b>15148</b>                       | <b>13192</b> | <b>29860</b> |

**Table-7.2 : District wise total number of establishments engaged in Livestock by sector and structure of establishment**

| District                 | Rural                           |                                    |              |               | Urban                           |                                    |             |              | Combined                        |                                    |               |               |
|--------------------------|---------------------------------|------------------------------------|--------------|---------------|---------------------------------|------------------------------------|-------------|--------------|---------------------------------|------------------------------------|---------------|---------------|
|                          | Outside HH with fixed structure | Outside HH without fixed structure | Inside HH    | Total         | Outside HH with fixed structure | Outside HH without fixed structure | Inside HH   | Total        | Outside HH with fixed structure | Outside HH without fixed structure | Inside HH     | Total         |
| 01 - Kokrajhar           | 722                             | 37                                 | 2758         | 3517          | 2                               | 2                                  | 91          | 95           | 724                             | 39                                 | 2849          | 3612          |
| 02 - Dhubri              | 169                             | 64                                 | 1527         | 1760          | 25                              | 25                                 | 123         | 173          | 194                             | 89                                 | 1650          | 1933          |
| 03 - Goalpara            | 77                              | 102                                | 735          | 914           | 19                              | 12                                 | 103         | 134          | 96                              | 114                                | 838           | 1048          |
| 04 - Barpeta             | 2703                            | 2147                               | 26631        | 31481         | 222                             | 826                                | 3180        | 4228         | 2925                            | 2973                               | 29811         | 35709         |
| 05 - Morigaon            | 165                             | 173                                | 1893         | 2231          | 12                              | 8                                  | 108         | 128          | 177                             | 181                                | 2001          | 2359          |
| 06 - Nagaon              | 1201                            | 727                                | 16180        | 18108         | 53                              | 108                                | 1172        | 1333         | 1254                            | 835                                | 17352         | 19441         |
| 07 - Sonitpur            | 428                             | 321                                | 4104         | 4853          | 29                              | 12                                 | 383         | 424          | 457                             | 333                                | 4487          | 5277          |
| 08 - Lakhimpur           | 93                              | 321                                | 1515         | 1929          | 7                               | 6                                  | 102         | 115          | 100                             | 327                                | 1617          | 2044          |
| 09 - Dhemaji             | 91                              | 73                                 | 1197         | 1361          | 6                               | 3                                  | 18          | 27           | 97                              | 76                                 | 1215          | 1388          |
| 10 - Tinsukia            | 190                             | 94                                 | 1459         | 1743          | 34                              | 29                                 | 368         | 431          | 224                             | 123                                | 1827          | 2174          |
| 11 - Dibrugarh           | 602                             | 65                                 | 2288         | 2955          | 25                              | 5                                  | 258         | 288          | 627                             | 70                                 | 2546          | 3243          |
| 12 - Sivasagar           | 1446                            | 257                                | 3769         | 5472          | 29                              | 3                                  | 117         | 149          | 1475                            | 260                                | 3886          | 5621          |
| 13 - Jorhat              | 386                             | 351                                | 5812         | 6549          | 70                              | 58                                 | 399         | 527          | 456                             | 409                                | 6211          | 7076          |
| 14 - Golaghat            | 459                             | 186                                | 2340         | 2985          | 12                              | 15                                 | 134         | 161          | 471                             | 201                                | 2474          | 3146          |
| 15 - Karbi Anglong       | 90                              | 393                                | 4718         | 5201          | 14                              | 35                                 | 664         | 713          | 104                             | 428                                | 5382          | 5914          |
| 16 - Dima Hasao          | 8                               | 27                                 | 216          | 251           | 12                              | 0                                  | 41          | 53           | 20                              | 27                                 | 257           | 304           |
| 17 - Cachar              | 305                             | 337                                | 1981         | 2623          | 22                              | 6                                  | 32          | 60           | 327                             | 343                                | 2013          | 2683          |
| 18 - Karimganj           | 88                              | 132                                | 1430         | 1650          | 4                               | 1                                  | 27          | 32           | 92                              | 133                                | 1457          | 1682          |
| 19 - Hailakandi          | 61                              | 50                                 | 553          | 664           | 3                               | 16                                 | 47          | 66           | 64                              | 66                                 | 600           | 730           |
| 20 - Bongaigaon          | 210                             | 50                                 | 520          | 780           | 12                              | 17                                 | 296         | 325          | 222                             | 67                                 | 816           | 1105          |
| 21 - Chirang             | 22                              | 6                                  | 1586         | 1614          | 5                               | 1                                  | 35          | 41           | 27                              | 7                                  | 1621          | 1655          |
| 22 - Kamrup              | 540                             | 358                                | 5469         | 6367          | 32                              | 14                                 | 163         | 209          | 572                             | 372                                | 5632          | 6576          |
| 23 - Kamrup Metropolitan | 160                             | 95                                 | 1513         | 1768          | 114                             | 83                                 | 1411        | 1608         | 274                             | 178                                | 2924          | 3376          |
| 24 - Nalbari             | 202                             | 155                                | 567          | 924           | 32                              | 4                                  | 27          | 63           | 234                             | 159                                | 594           | 987           |
| 25 -Baksa                | 171                             | 88                                 | 4797         | 5056          | 0                               | 0                                  | 48          | 48           | 171                             | 88                                 | 4845          | 5104          |
| 26 - Darrang             | 128                             | 145                                | 1409         | 1682          | 8                               | 1                                  | 49          | 58           | 136                             | 146                                | 1458          | 1740          |
| 27 - Udalguri            | 88                              | 43                                 | 1106         | 1237          | 0                               | 0                                  | 15          | 15           | 88                              | 43                                 | 1121          | 1252          |
| <b>Total</b>             | <b>10805</b>                    | <b>6797</b>                        | <b>98073</b> | <b>115675</b> | <b>803</b>                      | <b>1290</b>                        | <b>9411</b> | <b>11504</b> | <b>11608</b>                    | <b>8087</b>                        | <b>107484</b> | <b>127179</b> |

**Table-7.3: District wise total number of establishments engaged in Forestry and Logging by sector and structure of establishment**

| District                 | Rural                           |                                    |             |              | Urban                           |                                    |            |            | Combined                        |                                    |             |              |
|--------------------------|---------------------------------|------------------------------------|-------------|--------------|---------------------------------|------------------------------------|------------|------------|---------------------------------|------------------------------------|-------------|--------------|
|                          | Outside HH with fixed structure | Outside HH without fixed structure | Inside HH   | Total        | Outside HH with fixed structure | Outside HH without fixed structure | Inside HH  | Total      | Outside HH with fixed structure | Outside HH without fixed structure | Inside HH   | Total        |
| 01 - Kokrajhar           | 10                              | 700                                | 59          | 769          | 1                               | 8                                  | 0          | 9          | 11                              | 708                                | 59          | 778          |
| 02 - Dhubri              | 8                               | 222                                | 103         | 333          | 3                               | 37                                 | 10         | 50         | 11                              | 259                                | 113         | 383          |
| 03 - Goalpara            | 17                              | 294                                | 64          | 375          | 0                               | 15                                 | 2          | 17         | 17                              | 309                                | 66          | 392          |
| 04 - Barpeta             | 4                               | 104                                | 12          | 120          | 2                               | 0                                  | 4          | 6          | 6                               | 104                                | 16          | 126          |
| 05 - Morigaon            | 11                              | 354                                | 70          | 435          | 0                               | 1                                  | 15         | 16         | 11                              | 355                                | 85          | 451          |
| 06 - Nagaon              | 49                              | 909                                | 254         | 1212         | 32                              | 85                                 | 38         | 155        | 81                              | 994                                | 292         | 1367         |
| 07 - Sonitpur            | 11                              | 240                                | 51          | 302          | 15                              | 13                                 | 2          | 30         | 26                              | 253                                | 53          | 332          |
| 08 - Lakhimpur           | 18                              | 370                                | 89          | 477          | 1                               | 7                                  | 8          | 16         | 19                              | 377                                | 97          | 493          |
| 09 - Dhemaji             | 30                              | 107                                | 46          | 183          | 5                               | 1                                  | 2          | 8          | 35                              | 108                                | 48          | 191          |
| 10 - Tinsukia            | 14                              | 91                                 | 20          | 125          | 13                              | 15                                 | 11         | 39         | 27                              | 106                                | 31          | 164          |
| 11 - Dibrugarh           | 14                              | 172                                | 33          | 219          | 3                               | 25                                 | 15         | 43         | 17                              | 197                                | 48          | 262          |
| 12 - Sivasagar           | 21                              | 204                                | 139         | 364          | 1                               | 20                                 | 0          | 21         | 22                              | 224                                | 139         | 385          |
| 13 - Jorhat              | 16                              | 140                                | 108         | 264          | 20                              | 2                                  | 14         | 36         | 36                              | 142                                | 122         | 300          |
| 14 - Golaghat            | 21                              | 141                                | 39          | 201          | 9                               | 0                                  | 6          | 15         | 30                              | 141                                | 45          | 216          |
| 15 - Karbi Anglong       | 15                              | 1872                               | 183         | 2070         | 2                               | 19                                 | 2          | 23         | 17                              | 1891                               | 185         | 2093         |
| 16 - Dima Hasao          | 6                               | 564                                | 15          | 585          | 1                               | 7                                  | 1          | 9          | 7                               | 571                                | 16          | 594          |
| 17 - Cachar              | 31                              | 621                                | 25          | 677          | 1                               | 4                                  | 0          | 5          | 32                              | 625                                | 25          | 682          |
| 18 - Karimganj           | 88                              | 2735                               | 70          | 2893         | 2                               | 104                                | 0          | 106        | 90                              | 2839                               | 70          | 2999         |
| 19 - Hailakandi          | 10                              | 225                                | 18          | 253          | 3                               | 9                                  | 2          | 14         | 13                              | 234                                | 20          | 267          |
| 20 - Bongaigaon          | 4                               | 93                                 | 27          | 124          | 5                               | 9                                  | 3          | 17         | 9                               | 102                                | 30          | 141          |
| 21 - Chirang             | 2                               | 44                                 | 4           | 50           | 0                               | 2                                  | 0          | 2          | 2                               | 46                                 | 4           | 52           |
| 22 - Kamrup              | 36                              | 144                                | 105         | 285          | 8                               | 13                                 | 7          | 28         | 44                              | 157                                | 112         | 313          |
| 23 - Kamrup Metropolitan | 5                               | 75                                 | 8           | 88           | 24                              | 28                                 | 25         | 77         | 29                              | 103                                | 33          | 165          |
| 24 - Nalbari             | 40                              | 70                                 | 73          | 183          | 5                               | 2                                  | 14         | 21         | 45                              | 72                                 | 87          | 204          |
| 25 -Baksa                | 14                              | 201                                | 42          | 257          | 0                               | 1                                  | 1          | 2          | 14                              | 202                                | 43          | 259          |
| 26 - Darrang             | 8                               | 36                                 | 34          | 78           | 4                               | 1                                  | 6          | 11         | 12                              | 37                                 | 40          | 89           |
| 27 - Udalguri            | 8                               | 141                                | 27          | 176          | 1                               | 1                                  | 0          | 2          | 9                               | 142                                | 27          | 178          |
| <b>Total</b>             | <b>511</b>                      | <b>10869</b>                       | <b>1718</b> | <b>13098</b> | <b>161</b>                      | <b>429</b>                         | <b>188</b> | <b>778</b> | <b>672</b>                      | <b>11298</b>                       | <b>1906</b> | <b>13876</b> |

**Table-7.4 : District wise total number of establishments engaged in fishing and aquaculture by sector and structure of establishment**

| District                 | Rural                           |                                    |              |              | Urban                           |                                    |            |             | Combined                        |                                    |              |              |
|--------------------------|---------------------------------|------------------------------------|--------------|--------------|---------------------------------|------------------------------------|------------|-------------|---------------------------------|------------------------------------|--------------|--------------|
|                          | Outside HH with fixed structure | Outside HH without fixed structure | Inside HH    | Total        | Outside HH with fixed structure | Outside HH without fixed structure | Inside HH  | Total       | Outside HH with fixed structure | Outside HH without fixed structure | Inside HH    | Total        |
| 01 - Kokrajhar           | 9                               | 1083                               | 573          | 1665         | 0                               | 11                                 | 3          | 14          | 9                               | 1094                               | 576          | 1679         |
| 02 - Dhubri              | 44                              | 2820                               | 568          | 3432         | 1                               | 429                                | 31         | 461         | 45                              | 3249                               | 599          | 3893         |
| 03 - Goalpara            | 48                              | 1683                               | 194          | 1925         | 5                               | 61                                 | 34         | 100         | 53                              | 1744                               | 228          | 2025         |
| 04 - Barpeta             | 214                             | 1944                               | 7627         | 9785         | 4                               | 62                                 | 166        | 232         | 218                             | 2006                               | 7793         | 10017        |
| 05 - Morigaon            | 57                              | 1044                               | 929          | 2030         | 0                               | 53                                 | 11         | 64          | 57                              | 1097                               | 940          | 2094         |
| 06 - Nagaon              | 76                              | 1597                               | 4011         | 5684         | 2                               | 77                                 | 114        | 193         | 78                              | 1674                               | 4125         | 5877         |
| 07 - Sonitpur            | 28                              | 1485                               | 431          | 1944         | 0                               | 46                                 | 23         | 69          | 28                              | 1531                               | 454          | 2013         |
| 08 - Lakhimpur           | 49                              | 1147                               | 862          | 2058         | 0                               | 17                                 | 14         | 31          | 49                              | 1164                               | 876          | 2089         |
| 09 - Dhemaji             | 47                              | 361                                | 367          | 775          | 0                               | 2                                  | 0          | 2           | 47                              | 363                                | 367          | 777          |
| 10 - Tinsukia            | 58                              | 894                                | 263          | 1215         | 7                               | 104                                | 23         | 134         | 65                              | 998                                | 286          | 1349         |
| 11 - Dibrugarh           | 28                              | 959                                | 252          | 1239         | 2                               | 22                                 | 10         | 34          | 30                              | 981                                | 262          | 1273         |
| 12 - Sivasagar           | 57                              | 394                                | 276          | 727          | 2                               | 0                                  | 0          | 2           | 59                              | 394                                | 276          | 729          |
| 13 - Jorhat              | 29                              | 268                                | 618          | 915          | 0                               | 1                                  | 27         | 28          | 29                              | 269                                | 645          | 943          |
| 14 - Golaghat            | 31                              | 570                                | 394          | 995          | 3                               | 29                                 | 5          | 37          | 34                              | 599                                | 399          | 1032         |
| 15 - Karbi Anglong       | 6                               | 342                                | 161          | 509          | 0                               | 12                                 | 3          | 15          | 6                               | 354                                | 164          | 524          |
| 16 - Dima Hasao          | 0                               | 86                                 | 6            | 92           | 0                               | 0                                  | 0          | 0           | 0                               | 86                                 | 6            | 92           |
| 17 - Cachar              | 40                              | 1830                               | 345          | 2215         | 0                               | 28                                 | 1          | 29          | 40                              | 1858                               | 346          | 2244         |
| 18 - Karimganj           | 24                              | 1573                               | 218          | 1815         | 2                               | 5                                  | 0          | 7           | 26                              | 1578                               | 218          | 1822         |
| 19 - Hailakandi          | 3                               | 400                                | 98           | 501          | 0                               | 7                                  | 1          | 8           | 3                               | 407                                | 99           | 509          |
| 20 - Bongaigaon          | 9                               | 1127                               | 190          | 1326         | 9                               | 78                                 | 42         | 129         | 18                              | 1205                               | 232          | 1455         |
| 21 - Chirang             | 1                               | 61                                 | 137          | 199          | 0                               | 2                                  | 0          | 2           | 1                               | 63                                 | 137          | 201          |
| 22 - Kamrup              | 18                              | 1904                               | 855          | 2777         | 3                               | 263                                | 28         | 294         | 21                              | 2167                               | 883          | 3071         |
| 23 - Kamrup Metropolitan | 32                              | 319                                | 66           | 417          | 10                              | 234                                | 23         | 267         | 42                              | 553                                | 89           | 684          |
| 24 - Nalbari             | 19                              | 909                                | 719          | 1647         | 2                               | 1                                  | 1          | 4           | 21                              | 910                                | 720          | 1651         |
| 25 -Baksa                | 32                              | 414                                | 652          | 1098         | 0                               | 3                                  | 5          | 8           | 32                              | 417                                | 657          | 1106         |
| 26 - Darrang             | 20                              | 754                                | 594          | 1368         | 0                               | 19                                 | 0          | 19          | 20                              | 773                                | 594          | 1387         |
| 27 - Udalguri            | 10                              | 132                                | 323          | 465          | 0                               | 3                                  | 1          | 4           | 10                              | 135                                | 324          | 469          |
| <b>Total</b>             | <b>989</b>                      | <b>26100</b>                       | <b>21729</b> | <b>48818</b> | <b>52</b>                       | <b>1569</b>                        | <b>566</b> | <b>2187</b> | <b>1041</b>                     | <b>27669</b>                       | <b>22295</b> | <b>51005</b> |



**Table-7.5 : District wise total number of establishments engaged in Mining and quarrying by sector and structure of establishment**

| District                 | Rural                           |                                    |            |             | Urban                           |                                    |           |            | Combined                        |                                    |            |             |
|--------------------------|---------------------------------|------------------------------------|------------|-------------|---------------------------------|------------------------------------|-----------|------------|---------------------------------|------------------------------------|------------|-------------|
|                          | Outside HH with fixed structure | Outside HH without fixed structure | Inside HH  | Total       | Outside HH with fixed structure | Outside HH without fixed structure | Inside HH | Total      | Outside HH with fixed structure | Outside HH without fixed structure | Inside HH  | Total       |
| 01 - Kokrajhar           | 0                               | 1                                  | 1          | 2           | 0                               | 0                                  | 0         | 0          | 0                               | 1                                  | 1          | 2           |
| 02 - Dhubri              | 35                              | 440                                | 83         | 558         | 0                               | 4                                  | 0         | 4          | 35                              | 444                                | 83         | 562         |
| 03 - Goalpara            | 12                              | 26                                 | 10         | 48          | 1                               | 12                                 | 6         | 19         | 13                              | 38                                 | 16         | 67          |
| 04 - Barpeta             | 5                               | 14                                 | 10         | 29          | 7                               | 4                                  | 0         | 11         | 12                              | 18                                 | 10         | 40          |
| 05 - Morigaon            | 277                             | 19                                 | 9          | 305         | 1                               | 1                                  | 0         | 2          | 278                             | 20                                 | 9          | 307         |
| 06 - Nagaon              | 60                              | 209                                | 70         | 339         | 5                               | 6                                  | 0         | 11         | 65                              | 215                                | 70         | 350         |
| 07 - Sonitpur            | 28                              | 18                                 | 15         | 61          | 1                               | 2                                  | 0         | 3          | 29                              | 20                                 | 15         | 64          |
| 08 - Lakhimpur           | 14                              | 365                                | 9          | 388         | 2                               | 2                                  | 0         | 4          | 16                              | 367                                | 9          | 392         |
| 09 - Dhemaji             | 2                               | 19                                 | 4          | 25          | 1                               | 0                                  | 0         | 1          | 3                               | 19                                 | 4          | 26          |
| 10 - Tinsukia            | 33                              | 12                                 | 5          | 50          | 5                               | 8                                  | 3         | 16         | 38                              | 20                                 | 8          | 66          |
| 11 - Dibrugarh           | 22                              | 4                                  | 3          | 29          | 4                               | 7                                  | 1         | 12         | 26                              | 11                                 | 4          | 41          |
| 12 - Sivasagar           | 43                              | 9                                  | 17         | 69          | 3                               | 0                                  | 0         | 3          | 46                              | 9                                  | 17         | 72          |
| 13 - Jorhat              | 16                              | 5                                  | 18         | 39          | 3                               | 2                                  | 0         | 5          | 19                              | 7                                  | 18         | 44          |
| 14 - Golaghat            | 29                              | 18                                 | 5          | 52          | 1                               | 6                                  | 0         | 7          | 30                              | 24                                 | 5          | 59          |
| 15 - Karbi Anglong       | 12                              | 97                                 | 1          | 110         | 0                               | 1                                  | 0         | 1          | 12                              | 98                                 | 1          | 111         |
| 16 - Dima Hasao          | 10                              | 53                                 | 1          | 64          | 1                               | 3                                  | 0         | 4          | 11                              | 56                                 | 1          | 68          |
| 17 - Cachar              | 25                              | 243                                | 22         | 290         | 2                               | 1                                  | 1         | 4          | 27                              | 244                                | 23         | 294         |
| 18 - Karimganj           | 25                              | 356                                | 12         | 393         | 0                               | 10                                 | 0         | 10         | 25                              | 366                                | 12         | 403         |
| 19 - Hailakandi          | 7                               | 29                                 | 0          | 36          | 0                               | 0                                  | 0         | 0          | 7                               | 29                                 | 0          | 36          |
| 20 - Bongaigaon          | 2                               | 7                                  | 2          | 11          | 3                               | 3                                  | 1         | 7          | 5                               | 10                                 | 3          | 18          |
| 21 - Chirang             | 8                               | 4                                  | 3          | 15          | 0                               | 0                                  | 0         | 0          | 8                               | 4                                  | 3          | 15          |
| 22 - Kamrup              | 34                              | 76                                 | 20         | 130         | 3                               | 6                                  | 4         | 13         | 37                              | 82                                 | 24         | 143         |
| 23 - Kamrup Metropolitan | 6                               | 10                                 | 1          | 17          | 58                              | 12                                 | 9         | 79         | 64                              | 22                                 | 10         | 96          |
| 24 - Nalbari             | 5                               | 2                                  | 3          | 10          | 0                               | 0                                  | 0         | 0          | 5                               | 2                                  | 3          | 10          |
| 25 -Baksa                | 5                               | 21                                 | 4          | 30          | 0                               | 0                                  | 0         | 0          | 5                               | 21                                 | 4          | 30          |
| 26 - Darrang             | 9                               | 5                                  | 2          | 16          | 2                               | 0                                  | 0         | 2          | 11                              | 5                                  | 2          | 18          |
| 27 - Udalguri            | 4                               | 4                                  | 3          | 11          | 0                               | 1                                  | 0         | 1          | 4                               | 5                                  | 3          | 12          |
| <b>Total</b>             | <b>728</b>                      | <b>2066</b>                        | <b>333</b> | <b>3127</b> | <b>103</b>                      | <b>91</b>                          | <b>25</b> | <b>219</b> | <b>831</b>                      | <b>2157</b>                        | <b>358</b> | <b>3346</b> |

**Table-7.6 : District wise total number of establishments engaged in Manufacturing by sector and structure of establishment**

| District                 | Rural                           |                                    |              |               | Urban                           |                                    |              |              | Combined                        |                                    |               |               |
|--------------------------|---------------------------------|------------------------------------|--------------|---------------|---------------------------------|------------------------------------|--------------|--------------|---------------------------------|------------------------------------|---------------|---------------|
|                          | Outside HH with fixed structure | Outside HH without fixed structure | Inside HH    | Total         | Outside HH with fixed structure | Outside HH without fixed structure | Inside HH    | Total        | Outside HH with fixed structure | Outside HH without fixed structure | Inside HH     | Total         |
| 01 - Kokrajhar           | 956                             | 265                                | 2372         | 3593          | 322                             | 91                                 | 320          | 733          | 1278                            | 356                                | 2692          | 4326          |
| 02 - Dhubri              | 2226                            | 799                                | 3840         | 6865          | 1104                            | 186                                | 930          | 2220         | 3330                            | 985                                | 4770          | 9085          |
| 03 - Goalpara            | 1415                            | 1155                               | 2752         | 5322          | 596                             | 201                                | 521          | 1318         | 2011                            | 1356                               | 3273          | 6640          |
| 04 - Barpeta             | 2360                            | 2801                               | 11381        | 16542         | 1227                            | 547                                | 2609         | 4383         | 3587                            | 3348                               | 13990         | 20925         |
| 05 - Morigaon            | 1250                            | 509                                | 1900         | 3659          | 626                             | 67                                 | 204          | 897          | 1876                            | 576                                | 2104          | 4556          |
| 06 - Nagaon              | 4575                            | 1937                               | 9375         | 15887         | 2736                            | 682                                | 1783         | 5201         | 7311                            | 2619                               | 11158         | 21088         |
| 07 - Sonitpur            | 2675                            | 665                                | 4586         | 7926          | 1377                            | 142                                | 710          | 2229         | 4052                            | 807                                | 5296          | 10155         |
| 08 - Lakhimpur           | 1078                            | 1328                               | 1972         | 4378          | 719                             | 136                                | 350          | 1205         | 1797                            | 1464                               | 2322          | 5583          |
| 09 - Dhemaji             | 770                             | 326                                | 1987         | 3083          | 309                             | 33                                 | 103          | 445          | 1079                            | 359                                | 2090          | 3528          |
| 10 - Tinsukia            | 1051                            | 367                                | 2455         | 3873          | 1590                            | 257                                | 1090         | 2937         | 2641                            | 624                                | 3545          | 6810          |
| 11 - Dibrugarh           | 1364                            | 290                                | 1951         | 3605          | 1307                            | 184                                | 967          | 2458         | 2671                            | 474                                | 2918          | 6063          |
| 12 - Sivasagar           | 2588                            | 584                                | 3141         | 6313          | 912                             | 45                                 | 232          | 1189         | 3500                            | 629                                | 3373          | 7502          |
| 13 - Jorhat              | 1566                            | 854                                | 4363         | 6783          | 1143                            | 329                                | 961          | 2433         | 2709                            | 1183                               | 5324          | 9216          |
| 14 - Golaghat            | 1790                            | 458                                | 3674         | 5922          | 901                             | 62                                 | 290          | 1253         | 2691                            | 520                                | 3964          | 7175          |
| 15 - Karbi Anglong       | 847                             | 452                                | 4303         | 5602          | 388                             | 118                                | 353          | 859          | 1235                            | 570                                | 4656          | 6461          |
| 16 - Dima Hasao          | 139                             | 140                                | 465          | 744           | 158                             | 71                                 | 116          | 345          | 297                             | 211                                | 581           | 1089          |
| 17 - Cachar              | 2260                            | 2752                               | 4481         | 9493          | 1002                            | 854                                | 618          | 2474         | 3262                            | 3606                               | 5099          | 11967         |
| 18 - Karimganj           | 1650                            | 2235                               | 3243         | 7128          | 454                             | 332                                | 164          | 950          | 2104                            | 2567                               | 3407          | 8078          |
| 19 - Hailakandi          | 813                             | 478                                | 1478         | 2769          | 343                             | 94                                 | 105          | 542          | 1156                            | 572                                | 1583          | 3311          |
| 20 - Bongaigaon          | 1159                            | 946                                | 1202         | 3307          | 885                             | 154                                | 693          | 1732         | 2044                            | 1100                               | 1895          | 5039          |
| 21 - Chirang             | 581                             | 59                                 | 984          | 1624          | 197                             | 8                                  | 45           | 250          | 778                             | 67                                 | 1029          | 1874          |
| 22 - Kamrup              | 2700                            | 1404                               | 6954         | 11058         | 718                             | 159                                | 2848         | 3725         | 3418                            | 1563                               | 9802          | 14783         |
| 23 - Kamrup Metropolitan | 508                             | 103                                | 696          | 1307          | 7271                            | 1231                               | 4077         | 12579        | 7779                            | 1334                               | 4773          | 13886         |
| 24 - Nalbari             | 1293                            | 1237                               | 2669         | 5199          | 577                             | 130                                | 422          | 1129         | 1870                            | 1367                               | 3091          | 6328          |
| 25 -Baksa                | 1287                            | 774                                | 4543         | 6604          | 94                              | 15                                 | 33           | 142          | 1381                            | 789                                | 4576          | 6746          |
| 26 - Darrang             | 1335                            | 615                                | 1598         | 3548          | 483                             | 86                                 | 187          | 756          | 1818                            | 701                                | 1785          | 4304          |
| 27 - Udalguri            | 1069                            | 347                                | 1665         | 3081          | 299                             | 19                                 | 163          | 481          | 1368                            | 366                                | 1828          | 3562          |
| <b>Total</b>             | <b>41305</b>                    | <b>23880</b>                       | <b>90030</b> | <b>155215</b> | <b>27738</b>                    | <b>6233</b>                        | <b>20894</b> | <b>54865</b> | <b>69043</b>                    | <b>30113</b>                       | <b>110924</b> | <b>210080</b> |

**Table-7.7 : District wise total number of establishments engaged in Electricity, gas, steam and air conditioning supply by sector and structure of establishment**

| District                 | Rural                           |                                    |           |            | Urban                           |                                    |           |            | Combined                        |                                    |           |             |
|--------------------------|---------------------------------|------------------------------------|-----------|------------|---------------------------------|------------------------------------|-----------|------------|---------------------------------|------------------------------------|-----------|-------------|
|                          | Outside HH with fixed structure | Outside HH without fixed structure | Inside HH | Total      | Outside HH with fixed structure | Outside HH without fixed structure | Inside HH | Total      | Outside HH with fixed structure | Outside HH without fixed structure | Inside HH | Total       |
| 01 - Kokrajhar           | 9                               | 2                                  | 0         | 11         | 4                               | 0                                  | 1         | 5          | 13                              | 2                                  | 1         | 16          |
| 02 - Dhubri              | 41                              | 4                                  | 7         | 52         | 17                              | 0                                  | 0         | 17         | 58                              | 4                                  | 7         | 69          |
| 03 - Goalpara            | 28                              | 2                                  | 0         | 30         | 7                               | 1                                  | 0         | 8          | 35                              | 3                                  | 0         | 38          |
| 04 - Barpeta             | 10                              | 6                                  | 3         | 19         | 2                               | 0                                  | 0         | 2          | 12                              | 6                                  | 3         | 21          |
| 05 - Morigaon            | 34                              | 0                                  | 1         | 35         | 11                              | 0                                  | 0         | 11         | 45                              | 0                                  | 1         | 46          |
| 06 - Nagaon              | 100                             | 21                                 | 6         | 127        | 35                              | 2                                  | 1         | 38         | 135                             | 23                                 | 7         | 165         |
| 07 - Sonitpur            | 46                              | 4                                  | 2         | 52         | 14                              | 0                                  | 0         | 14         | 60                              | 4                                  | 2         | 66          |
| 08 - Lakhimpur           | 37                              | 18                                 | 3         | 58         | 13                              | 5                                  | 0         | 18         | 50                              | 23                                 | 3         | 76          |
| 09 - Dhemaji             | 19                              | 1                                  | 1         | 21         | 2                               | 0                                  | 0         | 2          | 21                              | 1                                  | 1         | 23          |
| 10 - Tinsukia            | 41                              | 4                                  | 4         | 49         | 31                              | 7                                  | 1         | 39         | 72                              | 11                                 | 5         | 88          |
| 11 - Dibrugarh           | 43                              | 2                                  | 2         | 47         | 18                              | 3                                  | 9         | 30         | 61                              | 5                                  | 11        | 77          |
| 12 - Sivasagar           | 65                              | 7                                  | 5         | 77         | 28                              | 0                                  | 2         | 30         | 93                              | 7                                  | 7         | 107         |
| 13 - Jorhat              | 80                              | 12                                 | 2         | 94         | 25                              | 4                                  | 0         | 29         | 105                             | 16                                 | 2         | 123         |
| 14 - Golaghat            | 27                              | 0                                  | 2         | 29         | 10                              | 1                                  | 0         | 11         | 37                              | 1                                  | 2         | 40          |
| 15 - Karbi Anglong       | 15                              | 0                                  | 1         | 16         | 8                               | 1                                  | 0         | 9          | 23                              | 1                                  | 1         | 25          |
| 16 - Dima Hasao          | 2                               | 0                                  | 0         | 2          | 4                               | 0                                  | 0         | 4          | 6                               | 0                                  | 0         | 6           |
| 17 - Cachar              | 21                              | 8                                  | 2         | 31         | 6                               | 2                                  | 0         | 8          | 27                              | 10                                 | 2         | 39          |
| 18 - Karimganj           | 12                              | 2                                  | 0         | 14         | 5                               | 0                                  | 0         | 5          | 17                              | 2                                  | 0         | 19          |
| 19 - Hailakandi          | 6                               | 0                                  | 1         | 7          | 8                               | 0                                  | 0         | 8          | 14                              | 0                                  | 1         | 15          |
| 20 - Bongaigaon          | 8                               | 2                                  | 1         | 11         | 6                               | 1                                  | 0         | 7          | 14                              | 3                                  | 1         | 18          |
| 21 - Chirang             | 10                              | 0                                  | 1         | 11         | 3                               | 0                                  | 0         | 3          | 13                              | 0                                  | 1         | 14          |
| 22 - Kamrup              | 33                              | 5                                  | 4         | 42         | 13                              | 0                                  | 0         | 13         | 46                              | 5                                  | 4         | 55          |
| 23 - Kamrup Metropolitan | 3                               | 1                                  | 0         | 4          | 53                              | 3                                  | 1         | 57         | 56                              | 4                                  | 1         | 61          |
| 24 - Nalbari             | 11                              | 2                                  | 4         | 17         | 6                               | 1                                  | 1         | 8          | 17                              | 3                                  | 5         | 25          |
| 25 -Baksa                | 11                              | 5                                  | 2         | 18         | 0                               | 0                                  | 0         | 0          | 11                              | 5                                  | 2         | 18          |
| 26 - Darrang             | 27                              | 2                                  | 0         | 29         | 6                               | 6                                  | 0         | 12         | 33                              | 8                                  | 0         | 41          |
| 27 - Udalguri            | 9                               | 1                                  | 0         | 10         | 2                               | 0                                  | 0         | 2          | 11                              | 1                                  | 0         | 12          |
| <b>Total</b>             | <b>748</b>                      | <b>111</b>                         | <b>54</b> | <b>913</b> | <b>337</b>                      | <b>37</b>                          | <b>16</b> | <b>390</b> | <b>1085</b>                     | <b>148</b>                         | <b>70</b> | <b>1303</b> |

**Table-7.8 : District wise total number of establishments engaged in Water supply, sewerage, waste management and remediation activities by sector and structure of establishment**

| District                 | Rural                           |                                    |            |             | Urban                           |                                    |            |             | Combined                        |                                    |            |              |
|--------------------------|---------------------------------|------------------------------------|------------|-------------|---------------------------------|------------------------------------|------------|-------------|---------------------------------|------------------------------------|------------|--------------|
|                          | Outside HH with fixed structure | Outside HH without fixed structure | Inside HH  | Total       | Outside HH with fixed structure | Outside HH without fixed structure | Inside HH  | Total       | Outside HH with fixed structure | Outside HH without fixed structure | Inside HH  | Total        |
| 01 - Kokrajhar           | 109                             | 67                                 | 2          | 178         | 9                               | 8                                  | 0          | 17          | 118                             | 75                                 | 2          | 195          |
| 02 - Dhubri              | 136                             | 224                                | 16         | 376         | 46                              | 49                                 | 7          | 102         | 182                             | 273                                | 23         | 478          |
| 03 - Goalpara            | 126                             | 49                                 | 12         | 187         | 17                              | 18                                 | 1          | 36          | 143                             | 67                                 | 13         | 223          |
| 04 - Barpeta             | 102                             | 670                                | 86         | 858         | 15                              | 35                                 | 7          | 57          | 117                             | 705                                | 93         | 915          |
| 05 - Morigaon            | 90                              | 106                                | 23         | 219         | 16                              | 36                                 | 7          | 59          | 106                             | 142                                | 30         | 278          |
| 06 - Nagaon              | 363                             | 363                                | 29         | 755         | 89                              | 169                                | 15         | 273         | 452                             | 532                                | 44         | 1028         |
| 07 - Sonitpur            | 341                             | 139                                | 28         | 508         | 48                              | 41                                 | 14         | 103         | 389                             | 180                                | 42         | 611          |
| 08 - Lakhimpur           | 96                              | 69                                 | 18         | 183         | 31                              | 28                                 | 10         | 69          | 127                             | 97                                 | 28         | 252          |
| 09 - Dhemaji             | 50                              | 15                                 | 3          | 68          | 4                               | 11                                 | 2          | 17          | 54                              | 26                                 | 5          | 85           |
| 10 - Tinsukia            | 90                              | 46                                 | 10         | 146         | 50                              | 177                                | 21         | 248         | 140                             | 223                                | 31         | 394          |
| 11 - Dibrugarh           | 96                              | 27                                 | 3          | 126         | 29                              | 71                                 | 8          | 108         | 125                             | 98                                 | 11         | 234          |
| 12 - Sivasagar           | 214                             | 87                                 | 20         | 321         | 13                              | 30                                 | 11         | 54          | 227                             | 117                                | 31         | 375          |
| 13 - Jorhat              | 126                             | 46                                 | 9          | 181         | 34                              | 63                                 | 7          | 104         | 160                             | 109                                | 16         | 285          |
| 14 - Golaghat            | 223                             | 72                                 | 13         | 308         | 15                              | 9                                  | 5          | 29          | 238                             | 81                                 | 18         | 337          |
| 15 - Karbi Anglong       | 101                             | 5                                  | 3          | 109         | 8                               | 15                                 | 0          | 23          | 109                             | 20                                 | 3          | 132          |
| 16 - Dima Hasao          | 8                               | 1                                  | 0          | 9           | 3                               | 2                                  | 0          | 5           | 11                              | 3                                  | 0          | 14           |
| 17 - Cachar              | 222                             | 140                                | 5          | 367         | 60                              | 69                                 | 6          | 135         | 282                             | 209                                | 11         | 502          |
| 18 - Karimganj           | 43                              | 189                                | 2          | 234         | 3                               | 0                                  | 1          | 4           | 46                              | 189                                | 3          | 238          |
| 19 - Hailakandi          | 109                             | 51                                 | 2          | 162         | 12                              | 14                                 | 1          | 27          | 121                             | 65                                 | 3          | 189          |
| 20 - Bongaigaon          | 85                              | 81                                 | 10         | 176         | 22                              | 58                                 | 8          | 88          | 107                             | 139                                | 18         | 264          |
| 21 - Chirang             | 48                              | 3                                  | 2          | 53          | 3                               | 1                                  | 0          | 4           | 51                              | 4                                  | 2          | 57           |
| 22 - Kamrup              | 276                             | 265                                | 19         | 560         | 35                              | 9                                  | 8          | 52          | 311                             | 274                                | 27         | 612          |
| 23 - Kamrup Metropolitan | 79                              | 9                                  | 3          | 91          | 241                             | 823                                | 76         | 1140        | 320                             | 832                                | 79         | 1231         |
| 24 - Nalbari             | 64                              | 477                                | 24         | 565         | 16                              | 7                                  | 4          | 27          | 80                              | 484                                | 28         | 592          |
| 25 -Baksa                | 80                              | 155                                | 6          | 241         | 1                               | 1                                  | 0          | 2           | 81                              | 156                                | 6          | 243          |
| 26 - Darrang             | 110                             | 60                                 | 21         | 191         | 15                              | 7                                  | 9          | 31          | 125                             | 67                                 | 30         | 222          |
| 27 - Udalguri            | 102                             | 33                                 | 3          | 138         | 3                               | 4                                  | 3          | 10          | 105                             | 37                                 | 6          | 148          |
| <b>Total</b>             | <b>3489</b>                     | <b>3449</b>                        | <b>372</b> | <b>7310</b> | <b>838</b>                      | <b>1755</b>                        | <b>231</b> | <b>2824</b> | <b>4327</b>                     | <b>5204</b>                        | <b>603</b> | <b>10134</b> |

**Table-7.9 : District wise total number of establishments engaged in Construction by sector and structure of establishment**

| District                 | Rural                           |                                    |             |              | Urban                           |                                    |             |              | Combined                        |                                    |             |               |
|--------------------------|---------------------------------|------------------------------------|-------------|--------------|---------------------------------|------------------------------------|-------------|--------------|---------------------------------|------------------------------------|-------------|---------------|
|                          | Outside HH with fixed structure | Outside HH without fixed structure | Inside HH   | Total        | Outside HH with fixed structure | Outside HH without fixed structure | Inside HH   | Total        | Outside HH with fixed structure | Outside HH without fixed structure | Inside HH   | Total         |
| 01 - Kokrajhar           | 16                              | 2676                               | 70          | 2762         | 7                               | 704                                | 8           | 719          | 23                              | 3380                               | 78          | 3481          |
| 02 - Dhubri              | 38                              | 4728                               | 108         | 4874         | 8                               | 843                                | 24          | 875          | 46                              | 5571                               | 132         | 5749          |
| 03 - Goalpara            | 42                              | 2348                               | 70          | 2460         | 15                              | 375                                | 28          | 418          | 57                              | 2723                               | 98          | 2878          |
| 04 - Barpeta             | 55                              | 6916                               | 710         | 7681         | 8                               | 1415                               | 303         | 1726         | 63                              | 8331                               | 1013        | 9407          |
| 05 - Morigaon            | 35                              | 1540                               | 94          | 1669         | 6                               | 309                                | 17          | 332          | 41                              | 1849                               | 111         | 2001          |
| 06 - Nagaon              | 85                              | 9479                               | 308         | 9872         | 56                              | 2711                               | 121         | 2888         | 141                             | 12190                              | 429         | 12760         |
| 07 - Sonitpur            | 30                              | 2461                               | 83          | 2574         | 13                              | 481                                | 28          | 522          | 43                              | 2942                               | 111         | 3096          |
| 08 - Lakhimpur           | 65                              | 3431                               | 170         | 3666         | 10                              | 427                                | 23          | 460          | 75                              | 3858                               | 193         | 4126          |
| 09 - Dhemaji             | 53                              | 880                                | 49          | 982          | 15                              | 140                                | 1           | 156          | 68                              | 1020                               | 50          | 1138          |
| 10 - Tinsukia            | 30                              | 649                                | 59          | 738          | 53                              | 753                                | 76          | 882          | 83                              | 1402                               | 135         | 1620          |
| 11 - Dibrugarh           | 43                              | 1745                               | 63          | 1851         | 51                              | 999                                | 31          | 1081         | 94                              | 2744                               | 94          | 2932          |
| 12 - Sivasagar           | 45                              | 948                                | 190         | 1183         | 26                              | 230                                | 7           | 263          | 71                              | 1178                               | 197         | 1446          |
| 13 - Jorhat              | 81                              | 2890                               | 231         | 3202         | 44                              | 878                                | 49          | 971          | 125                             | 3768                               | 280         | 4173          |
| 14 - Golaghat            | 22                              | 1971                               | 64          | 2057         | 11                              | 237                                | 9           | 257          | 33                              | 2208                               | 73          | 2314          |
| 15 - Karbi Anglong       | 8                               | 960                                | 95          | 1063         | 13                              | 948                                | 35          | 996          | 21                              | 1908                               | 130         | 2059          |
| 16 - Dima Hasao          | 10                              | 636                                | 18          | 664          | 1                               | 378                                | 4           | 383          | 11                              | 1014                               | 22          | 1047          |
| 17 - Cachar              | 262                             | 14402                              | 138         | 14802        | 36                              | 1802                               | 22          | 1860         | 298                             | 16204                              | 160         | 16662         |
| 18 - Karimganj           | 129                             | 12710                              | 168         | 13007        | 22                              | 1008                               | 23          | 1053         | 151                             | 13718                              | 191         | 14060         |
| 19 - Hailakandi          | 46                              | 3220                               | 32          | 3298         | 5                               | 349                                | 5           | 359          | 51                              | 3569                               | 37          | 3657          |
| 20 - Bongaigaon          | 17                              | 2198                               | 44          | 2259         | 23                              | 642                                | 13          | 678          | 40                              | 2840                               | 57          | 2937          |
| 21 - Chirang             | 8                               | 362                                | 8           | 378          | 2                               | 31                                 | 1           | 34           | 10                              | 393                                | 9           | 412           |
| 22 - Kamrup              | 60                              | 3104                               | 169         | 3333         | 4                               | 357                                | 11          | 372          | 64                              | 3461                               | 180         | 3705          |
| 23 - Kamrup Metropolitan | 9                               | 705                                | 25          | 739          | 283                             | 11156                              | 301         | 11740        | 292                             | 11861                              | 326         | 12479         |
| 24 - Nalbari             | 34                              | 3558                               | 77          | 3669         | 10                              | 647                                | 22          | 679          | 44                              | 4205                               | 99          | 4348          |
| 25 -Baksa                | 18                              | 2329                               | 128         | 2475         | 0                               | 93                                 | 0           | 93           | 18                              | 2422                               | 128         | 2568          |
| 26 - Darrang             | 20                              | 2200                               | 83          | 2303         | 7                               | 298                                | 57          | 362          | 27                              | 2498                               | 140         | 2665          |
| 27 - Udalguri            | 21                              | 1483                               | 41          | 1545         | 1                               | 199                                | 7           | 207          | 22                              | 1682                               | 48          | 1752          |
| <b>Total</b>             | <b>1282</b>                     | <b>90529</b>                       | <b>3295</b> | <b>95106</b> | <b>730</b>                      | <b>28410</b>                       | <b>1226</b> | <b>30366</b> | <b>2012</b>                     | <b>118939</b>                      | <b>4521</b> | <b>125472</b> |

**Table-7.10 : District wise total number of establishments engaged in Whole sale trade, retail trade & repair of motor vehicles & motor cycles by sector and structure of establishment**

| District                 | Rural                           |                                    |             |             | Urban                           |                                    |             |              | Combined                        |                                    |             |              |
|--------------------------|---------------------------------|------------------------------------|-------------|-------------|---------------------------------|------------------------------------|-------------|--------------|---------------------------------|------------------------------------|-------------|--------------|
|                          | Outside HH with fixed structure | Outside HH without fixed structure | Inside HH   | Total       | Outside HH with fixed structure | Outside HH without fixed structure | Inside HH   | Total        | Outside HH with fixed structure | Outside HH without fixed structure | Inside HH   | Total        |
| 01 - Kokrajhar           | 146                             | 15                                 | 33          | 194         | 143                             | 10                                 | 27          | 180          | 289                             | 25                                 | 60          | 374          |
| 02 - Dhubri              | 301                             | 44                                 | 48          | 393         | 359                             | 19                                 | 30          | 408          | 660                             | 63                                 | 78          | 801          |
| 03 - Goalpara            | 231                             | 38                                 | 19          | 288         | 372                             | 7                                  | 12          | 391          | 603                             | 45                                 | 31          | 679          |
| 04 - Barpeta             | 226                             | 48                                 | 39          | 313         | 355                             | 28                                 | 17          | 400          | 581                             | 76                                 | 56          | 713          |
| 05 - Morigaon            | 115                             | 20                                 | 34          | 169         | 221                             | 5                                  | 28          | 254          | 336                             | 25                                 | 62          | 423          |
| 06 - Nagaon              | 523                             | 81                                 | 109         | 713         | 1052                            | 180                                | 111         | 1343         | 1575                            | 261                                | 220         | 2056         |
| 07 - Sonitpur            | 545                             | 40                                 | 78          | 663         | 631                             | 11                                 | 25          | 667          | 1176                            | 51                                 | 103         | 1330         |
| 08 - Lakhimpur           | 235                             | 72                                 | 37          | 344         | 373                             | 35                                 | 60          | 468          | 608                             | 107                                | 97          | 812          |
| 09 - Dhemaji             | 162                             | 16                                 | 23          | 201         | 211                             | -1                                 | 17          | 227          | 373                             | 15                                 | 40          | 428          |
| 10 - Tinsukia            | 233                             | 40                                 | 117         | 390         | 695                             | 49                                 | 72          | 816          | 928                             | 89                                 | 189         | 1206         |
| 11 - Dibrugarh           | 280                             | 16                                 | 50          | 346         | 565                             | 41                                 | 87          | 693          | 845                             | 57                                 | 137         | 1039         |
| 12 - Sivasagar           | 383                             | 42                                 | 156         | 581         | 454                             | 18                                 | 31          | 503          | 837                             | 60                                 | 187         | 1084         |
| 13 - Jorhat              | 276                             | 125                                | 98          | 499         | 506                             | 97                                 | 121         | 724          | 782                             | 222                                | 219         | 1223         |
| 14 - Golaghat            | 250                             | 44                                 | 84          | 378         | 314                             | 8                                  | 16          | 338          | 564                             | 52                                 | 100         | 716          |
| 15 - Karbi Anglong       | 139                             | 39                                 | 33          | 211         | 247                             | 78                                 | 34          | 359          | 386                             | 117                                | 67          | 570          |
| 16 - Dima Hasao          | 22                              | 6                                  | 7           | 35          | 102                             | 8                                  | 13          | 123          | 124                             | 14                                 | 20          | 158          |
| 17 - Cachar              | 479                             | 246                                | 147         | 872         | 637                             | 102                                | 48          | 787          | 1116                            | 348                                | 195         | 1659         |
| 18 - Karimganj           | 195                             | 104                                | 41          | 340         | 201                             | 14                                 | 8           | 223          | 396                             | 118                                | 49          | 563          |
| 19 - Hailakandi          | 149                             | 25                                 | 19          | 193         | 119                             | 10                                 | 5           | 134          | 268                             | 35                                 | 24          | 327          |
| 20 - Bongaigaon          | 279                             | 16                                 | 16          | 311         | 316                             | 31                                 | 24          | 371          | 595                             | 47                                 | 40          | 682          |
| 21 - Chirang             | 150                             | 2                                  | 9           | 161         | 56                              | 3                                  | 2           | 61           | 206                             | 5                                  | 11          | 222          |
| 22 - Kamrup              | 602                             | 75                                 | 51          | 728         | 191                             | 16                                 | 11          | 218          | 793                             | 91                                 | 62          | 946          |
| 23 - Kamrup Metropolitan | 152                             | 11                                 | 26          | 189         | 3744                            | 189                                | 305         | 4238         | 3896                            | 200                                | 331         | 4427         |
| 24 - Nalbari             | 181                             | 33                                 | 25          | 239         | 165                             | 5                                  | 10          | 180          | 346                             | 38                                 | 35          | 419          |
| 25 -Baksa                | 220                             | 22                                 | 45          | 287         | 29                              | 2                                  | 1           | 32           | 249                             | 24                                 | 46          | 319          |
| 26 - Darrang             | 204                             | 21                                 | 23          | 248         | 189                             | 6                                  | 6           | 201          | 393                             | 27                                 | 29          | 449          |
| 27 - Udalguri            | 167                             | 13                                 | 19          | 199         | 104                             | 0                                  | 22          | 126          | 271                             | 13                                 | 41          | 325          |
| <b>Total</b>             | <b>6845</b>                     | <b>1254</b>                        | <b>1386</b> | <b>9485</b> | <b>12351</b>                    | <b>971</b>                         | <b>1143</b> | <b>14465</b> | <b>19196</b>                    | <b>2225</b>                        | <b>2529</b> | <b>23950</b> |

**Table-7.11 : District wise total number of establishments engaged in Whole sale trade ( not covered in table 7.10 ) by sector and structure of establishment**

| District                 | Rural                           |                                    |              |              | Urban                           |                                    |             |              | Combined                        |                                    |              |              |
|--------------------------|---------------------------------|------------------------------------|--------------|--------------|---------------------------------|------------------------------------|-------------|--------------|---------------------------------|------------------------------------|--------------|--------------|
|                          | Outside HH with fixed structure | Outside HH without fixed structure | Inside HH    | Total        | Outside HH with fixed structure | Outside HH without fixed structure | Inside HH   | Total        | Outside HH with fixed structure | Outside HH without fixed structure | Inside HH    | Total        |
| 01 - Kokrajhar           | 85                              | 552                                | 64           | 701          | 62                              | 96                                 | 15          | 173          | 147                             | 648                                | 79           | 874          |
| 02 - Dhubri              | 275                             | 1405                               | 259          | 1939         | 387                             | 350                                | 133         | 870          | 662                             | 1755                               | 392          | 2809         |
| 03 - Goalpara            | 159                             | 382                                | 125          | 666          | 200                             | 141                                | 24          | 365          | 359                             | 523                                | 149          | 1031         |
| 04 - Barpeta             | 97                              | 1991                               | 311          | 2399         | 273                             | 316                                | 129         | 718          | 370                             | 2307                               | 440          | 3117         |
| 05 - Morigaon            | 114                             | 502                                | 348          | 964          | 253                             | 133                                | 34          | 420          | 367                             | 635                                | 382          | 1384         |
| 06 - Nagaon              | 478                             | 3855                               | 1481         | 5814         | 858                             | 677                                | 256         | 1791         | 1336                            | 4532                               | 1737         | 7605         |
| 07 - Sonitpur            | 386                             | 971                                | 335          | 1692         | 479                             | 149                                | 73          | 701          | 865                             | 1120                               | 408          | 2393         |
| 08 - Lakhimpur           | 147                             | 272                                | 177          | 596          | 176                             | 69                                 | 54          | 299          | 323                             | 341                                | 231          | 895          |
| 09 - Dhemaji             | 61                              | 100                                | 27           | 188          | 40                              | 14                                 | 8           | 62           | 101                             | 114                                | 35           | 250          |
| 10 - Tinsukia            | 112                             | 358                                | 352          | 822          | 842                             | 222                                | 198         | 1262         | 954                             | 580                                | 550          | 2084         |
| 11 - Dibrugarh           | 135                             | 358                                | 131          | 624          | 413                             | 234                                | 91          | 738          | 548                             | 592                                | 222          | 1362         |
| 12 - Sivasagar           | 230                             | 299                                | 586          | 1115         | 134                             | 26                                 | 30          | 190          | 364                             | 325                                | 616          | 1305         |
| 13 - Jorhat              | 174                             | 1455                               | 1413         | 3042         | 217                             | 166                                | 116         | 499          | 391                             | 1621                               | 1529         | 3541         |
| 14 - Golaghat            | 229                             | 1021                               | 280          | 1530         | 181                             | 97                                 | 38          | 316          | 410                             | 1118                               | 318          | 1846         |
| 15 - Karbi Anglong       | 103                             | 2094                               | 923          | 3120         | 62                              | 233                                | 63          | 358          | 165                             | 2327                               | 986          | 3478         |
| 16 - Dima Hasao          | 20                              | 1183                               | 26           | 1229         | 40                              | 67                                 | 15          | 122          | 60                              | 1250                               | 41           | 1351         |
| 17 - Cachar              | 206                             | 2264                               | 2550         | 5020         | 297                             | 102                                | 68          | 467          | 503                             | 2366                               | 2618         | 5487         |
| 18 - Karimganj           | 86                              | 1604                               | 925          | 2615         | 249                             | 276                                | 43          | 568          | 335                             | 1880                               | 968          | 3183         |
| 19 - Hailakandi          | 150                             | 2454                               | 678          | 3282         | 100                             | 52                                 | 53          | 205          | 250                             | 2506                               | 731          | 3487         |
| 20 - Bongaigaon          | 133                             | 530                                | 75           | 738          | 338                             | 133                                | 79          | 550          | 471                             | 663                                | 154          | 1288         |
| 21 - Chirang             | 62                              | 113                                | 61           | 236          | 29                              | 5                                  | 3           | 37           | 91                              | 118                                | 64           | 273          |
| 22 - Kamrup              | 573                             | 1194                               | 311          | 2078         | 133                             | 146                                | 36          | 315          | 706                             | 1340                               | 347          | 2393         |
| 23 - Kamrup Metropolitan | 69                              | 268                                | 78           | 415          | 3839                            | 2474                               | 556         | 6869         | 3908                            | 2742                               | 634          | 7284         |
| 24 - Nalbari             | 161                             | 510                                | 94           | 765          | 148                             | 17                                 | 50          | 215          | 309                             | 527                                | 144          | 980          |
| 25 -Baksa                | 147                             | 1437                               | 308          | 1892         | 11                              | 24                                 | 6           | 41           | 158                             | 1461                               | 314          | 1933         |
| 26 - Darrang             | 180                             | 1175                               | 249          | 1604         | 130                             | 96                                 | 43          | 269          | 310                             | 1271                               | 292          | 1873         |
| 27 - Udalguri            | 127                             | 948                                | 145          | 1220         | 63                              | 91                                 | 16          | 170          | 190                             | 1039                               | 161          | 1390         |
| <b>Total</b>             | <b>4699</b>                     | <b>29295</b>                       | <b>12312</b> | <b>46306</b> | <b>9954</b>                     | <b>6406</b>                        | <b>2230</b> | <b>18590</b> | <b>14653</b>                    | <b>35701</b>                       | <b>14542</b> | <b>64896</b> |

**Table-7.12 : District wise total number of establishments engaged in Retail trade ( not covered in table 7.10) by sector and structure of establishment**

| District                 | Rural                           |                                    |               |               | Urban                           |                                    |              |               | Combined                        |                                    |               |               |
|--------------------------|---------------------------------|------------------------------------|---------------|---------------|---------------------------------|------------------------------------|--------------|---------------|---------------------------------|------------------------------------|---------------|---------------|
|                          | Outside HH with fixed structure | Outside HH without fixed structure | Inside HH     | Total         | Outside HH with fixed structure | Outside HH without fixed structure | Inside HH    | Total         | Outside HH with fixed structure | Outside HH without fixed structure | Inside HH     | Total         |
| 01 - Kokrajhar           | 6185                            | 3497                               | 3754          | 13436         | 1959                            | 571                                | 653          | 3183          | 8144                            | 4068                               | 4407          | 16619         |
| 02 - Dhubri              | 12413                           | 7308                               | 4777          | 24498         | 4763                            | 1905                               | 1193         | 7861          | 17176                           | 9213                               | 5970          | 32359         |
| 03 - Goalpara            | 7347                            | 4082                               | 2143          | 13572         | 2974                            | 1197                               | 414          | 4585          | 10321                           | 5279                               | 2557          | 18157         |
| 04 - Barpeta             | 10661                           | 22626                              | 7090          | 40377         | 5100                            | 3219                               | 1391         | 9710          | 15761                           | 25845                              | 8481          | 50087         |
| 05 - Morigaon            | 6144                            | 3887                               | 2885          | 12916         | 2607                            | 516                                | 402          | 3525          | 8751                            | 4403                               | 3287          | 16441         |
| 06 - Nagaon              | 19280                           | 16400                              | 10735         | 46415         | 12228                           | 4669                               | 2381         | 19278         | 31508                           | 21069                              | 13116         | 65693         |
| 07 - Sonitpur            | 13674                           | 6365                               | 6901          | 26940         | 6614                            | 1222                               | 818          | 8654          | 20288                           | 7587                               | 7719          | 35594         |
| 08 - Lakhimpur           | 7264                            | 2831                               | 3412          | 13507         | 3310                            | 1096                               | 933          | 5339          | 10574                           | 3927                               | 4345          | 18846         |
| 09 - Dhemaji             | 4888                            | 1329                               | 2326          | 8543          | 1639                            | 264                                | 215          | 2118          | 6527                            | 1593                               | 2541          | 10661         |
| 10 - Tinsukia            | 5229                            | 2069                               | 6396          | 13694         | 7908                            | 2555                               | 1947         | 12410         | 13137                           | 4624                               | 8343          | 26104         |
| 11 - Dibrugarh           | 8600                            | 3092                               | 5897          | 17589         | 7486                            | 1360                               | 2027         | 10873         | 16086                           | 4452                               | 7924          | 28462         |
| 12 - Sivasagar           | 10359                           | 3895                               | 7228          | 21482         | 4726                            | 848                                | 795          | 6369          | 15085                           | 4743                               | 8023          | 27851         |
| 13 - Jorhat              | 6893                            | 8889                               | 8364          | 24146         | 6543                            | 2945                               | 2752         | 12240         | 13436                           | 11834                              | 11116         | 36386         |
| 14 - Golaghat            | 9781                            | 3438                               | 5827          | 19046         | 4081                            | 891                                | 580          | 5552          | 13862                           | 4329                               | 6407          | 24598         |
| 15 - Karbi Anglong       | 3922                            | 7704                               | 4868          | 16494         | 2294                            | 1151                               | 898          | 4343          | 6216                            | 8855                               | 5766          | 20837         |
| 16 - Dima Hasao          | 620                             | 5831                               | 858           | 7309          | 1370                            | 729                                | 525          | 2624          | 1990                            | 6560                               | 1383          | 9933          |
| 17 - Cachar              | 11192                           | 20406                              | 8578          | 40176         | 6747                            | 2915                               | 1082         | 10744         | 17939                           | 23321                              | 9660          | 50920         |
| 18 - Karimganj           | 8131                            | 11877                              | 6147          | 26155         | 2836                            | 1060                               | 297          | 4193          | 10967                           | 12937                              | 6444          | 30348         |
| 19 - Hailakandi          | 4629                            | 5472                               | 2671          | 12772         | 1729                            | 662                                | 252          | 2643          | 6358                            | 6134                               | 2923          | 15415         |
| 20 - Bongaigaon          | 5171                            | 3301                               | 1809          | 10281         | 4179                            | 970                                | 644          | 5793          | 9350                            | 4271                               | 2453          | 16074         |
| 21 - Chirang             | 3014                            | 843                                | 1030          | 4887          | 1167                            | 70                                 | 103          | 1340          | 4181                            | 913                                | 1133          | 6227          |
| 22 - Kamrup              | 13536                           | 7563                               | 6277          | 27376         | 3269                            | 920                                | 765          | 4954          | 16805                           | 8483                               | 7042          | 32330         |
| 23 - Kamrup Metropolitan | 2374                            | 886                                | 1299          | 4559          | 47326                           | 10158                              | 10668        | 68152         | 49700                           | 11044                              | 11967         | 72711         |
| 24 - Nalbari             | 6108                            | 8218                               | 2868          | 17194         | 2331                            | 736                                | 437          | 3504          | 8439                            | 8954                               | 3305          | 20698         |
| 25 -Baksa                | 5400                            | 4932                               | 4205          | 14537         | 321                             | 106                                | 68           | 495           | 5721                            | 5038                               | 4273          | 15032         |
| 26 - Darrang             | 6620                            | 4577                               | 2703          | 13900         | 1912                            | 627                                | 243          | 2782          | 8532                            | 5204                               | 2946          | 16682         |
| 27 - Udalguri            | 5542                            | 3426                               | 3012          | 11980         | 1294                            | 681                                | 284          | 2259          | 6836                            | 4107                               | 3296          | 14239         |
| <b>Total</b>             | <b>204977</b>                   | <b>174744</b>                      | <b>124060</b> | <b>503781</b> | <b>148713</b>                   | <b>44043</b>                       | <b>32767</b> | <b>225523</b> | <b>353690</b>                   | <b>218787</b>                      | <b>156827</b> | <b>729304</b> |



**Table-7.13 : District wise total number of establishments engaged in Transportation and storage by sector and structure of establishment**

| District                 | Rural                           |                                    |             |               | Urban                           |                                    |             |              | Combined                        |                                    |             |               |
|--------------------------|---------------------------------|------------------------------------|-------------|---------------|---------------------------------|------------------------------------|-------------|--------------|---------------------------------|------------------------------------|-------------|---------------|
|                          | Outside HH with fixed structure | Outside HH without fixed structure | Inside HH   | Total         | Outside HH with fixed structure | Outside HH without fixed structure | Inside HH   | Total        | Outside HH with fixed structure | Outside HH without fixed structure | Inside HH   | Total         |
| 01 - Kokrajhar           | 236                             | 3827                               | 76          | 4139          | 92                              | 571                                | 8           | 671          | 328                             | 4398                               | 84          | 4810          |
| 02 - Dhubri              | 333                             | 8995                               | 107         | 9435          | 391                             | 1400                               | 37          | 1828         | 724                             | 10395                              | 144         | 11263         |
| 03 - Goalpara            | 198                             | 3401                               | 171         | 3770          | 78                              | 800                                | 80          | 958          | 276                             | 4201                               | 251         | 4728          |
| 04 - Barpeta             | 252                             | 10484                              | 965         | 11701         | 438                             | 1149                               | 273         | 1860         | 690                             | 11633                              | 1238        | 13561         |
| 05 - Morigaon            | 212                             | 1938                               | 143         | 2293          | 183                             | 249                                | 47          | 479          | 395                             | 2187                               | 190         | 2772          |
| 06 - Nagaon              | 670                             | 8863                               | 366         | 9899          | 1136                            | 2615                               | 92          | 3843         | 1806                            | 11478                              | 458         | 13742         |
| 07 - Sonitpur            | 555                             | 3888                               | 166         | 4609          | 340                             | 779                                | 21          | 1140         | 895                             | 4667                               | 187         | 5749          |
| 08 - Lakhimpur           | 216                             | 1938                               | 198         | 2352          | 142                             | 849                                | 75          | 1066         | 358                             | 2787                               | 273         | 3418          |
| 09 - Dhemaji             | 193                             | 1219                               | 95          | 1507          | 40                              | 147                                | 5           | 192          | 233                             | 1366                               | 100         | 1699          |
| 10 - Tinsukia            | 239                             | 1153                               | 253         | 1645          | 426                             | 1417                               | 99          | 1942         | 665                             | 2570                               | 352         | 3587          |
| 11 - Dibrugarh           | 454                             | 2530                               | 84          | 3068          | 211                             | 1626                               | 44          | 1881         | 665                             | 4156                               | 128         | 4949          |
| 12 - Sivasagar           | 462                             | 1296                               | 264         | 2022          | 212                             | 409                                | 22          | 643          | 674                             | 1705                               | 286         | 2665          |
| 13 - Jorhat              | 339                             | 2167                               | 307         | 2813          | 705                             | 1381                               | 123         | 2209         | 1044                            | 3548                               | 430         | 5022          |
| 14 - Golaghat            | 394                             | 3123                               | 161         | 3678          | 133                             | 404                                | 17          | 554          | 527                             | 3527                               | 178         | 4232          |
| 15 - Karbi Anglong       | 139                             | 901                                | 77          | 1117          | 47                              | 816                                | 39          | 902          | 186                             | 1717                               | 116         | 2019          |
| 16 - Dima Hasao          | 31                              | 708                                | 6           | 745           | 145                             | 743                                | 13          | 901          | 176                             | 1451                               | 19          | 1646          |
| 17 - Cachar              | 400                             | 11555                              | 138         | 12093         | 251                             | 3277                               | 50          | 3578         | 651                             | 14832                              | 188         | 15671         |
| 18 - Karimganj           | 185                             | 7281                               | 105         | 7571          | 56                              | 830                                | 16          | 902          | 241                             | 8111                               | 121         | 8473          |
| 19 - Hailakandi          | 124                             | 4126                               | 20          | 4270          | 83                              | 460                                | 3           | 546          | 207                             | 4586                               | 23          | 4816          |
| 20 - Bongaigaon          | 169                             | 2637                               | 69          | 2875          | 154                             | 1083                               | 41          | 1278         | 323                             | 3720                               | 110         | 4153          |
| 21 - Chirang             | 96                              | 512                                | 25          | 633           | 144                             | 69                                 | 8           | 221          | 240                             | 581                                | 33          | 854           |
| 22 - Kamrup              | 436                             | 4941                               | 255         | 5632          | 88                              | 657                                | 15          | 760          | 524                             | 5598                               | 270         | 6392          |
| 23 - Kamrup Metropolitan | 77                              | 688                                | 59          | 824           | 2860                            | 15233                              | 456         | 18549        | 2937                            | 15921                              | 515         | 19373         |
| 24 - Nalbari             | 148                             | 4911                               | 199         | 5258          | 51                              | 768                                | 26          | 845          | 199                             | 5679                               | 225         | 6103          |
| 25 -Baksa                | 186                             | 2895                               | 231         | 3312          | 4                               | 27                                 | 3           | 34           | 190                             | 2922                               | 234         | 3346          |
| 26 - Darrang             | 165                             | 2869                               | 188         | 3222          | 85                              | 214                                | 37          | 336          | 250                             | 3083                               | 225         | 3558          |
| 27 - Udalguri            | 269                             | 2117                               | 46          | 2432          | 119                             | 191                                | 10          | 320          | 388                             | 2308                               | 56          | 2752          |
| <b>Total</b>             | <b>7178</b>                     | <b>100963</b>                      | <b>4774</b> | <b>112915</b> | <b>8614</b>                     | <b>38164</b>                       | <b>1660</b> | <b>48438</b> | <b>15792</b>                    | <b>139127</b>                      | <b>6434</b> | <b>161353</b> |

**Table-7.14 : District wise total number of establishments engaged in Accommodation and Food service activities by sector and structure of establishment**

| District                 | Rural                           |                                    |             |              | Urban                           |                                    |             |              | Combined                        |                                    |             |              |
|--------------------------|---------------------------------|------------------------------------|-------------|--------------|---------------------------------|------------------------------------|-------------|--------------|---------------------------------|------------------------------------|-------------|--------------|
|                          | Outside HH with fixed structure | Outside HH without fixed structure | Inside HH   | Total        | Outside HH with fixed structure | Outside HH without fixed structure | Inside HH   | Total        | Outside HH with fixed structure | Outside HH without fixed structure | Inside HH   | Total        |
| 01 - Kokrajhar           | 1219                            | 234                                | 281         | 1734         | 243                             | 34                                 | 64          | 341          | 1462                            | 268                                | 345         | 2075         |
| 02 - Dhubri              | 1678                            | 265                                | 305         | 2248         | 590                             | 162                                | 95          | 847          | 2268                            | 427                                | 400         | 3095         |
| 03 - Goalpara            | 1645                            | 216                                | 252         | 2113         | 462                             | 15                                 | 61          | 538          | 2107                            | 231                                | 313         | 2651         |
| 04 - Barpeta             | 1806                            | 669                                | 347         | 2822         | 644                             | 138                                | 122         | 904          | 2450                            | 807                                | 469         | 3726         |
| 05 - Morigaon            | 765                             | 109                                | 124         | 998          | 350                             | 32                                 | 30          | 412          | 1115                            | 141                                | 154         | 1410         |
| 06 - Nagaon              | 2617                            | 549                                | 535         | 3701         | 1569                            | 258                                | 181         | 2008         | 4186                            | 807                                | 716         | 5709         |
| 07 - Sonitpur            | 1903                            | 152                                | 402         | 2457         | 772                             | 50                                 | 89          | 911          | 2675                            | 202                                | 491         | 3368         |
| 08 - Lakhimpur           | 802                             | 63                                 | 104         | 969          | 420                             | 45                                 | 94          | 559          | 1222                            | 108                                | 198         | 1528         |
| 09 - Dhemaji             | 614                             | 72                                 | 102         | 788          | 231                             | 15                                 | 20          | 266          | 845                             | 87                                 | 122         | 1054         |
| 10 - Tinsukia            | 730                             | 70                                 | 295         | 1095         | 1072                            | 122                                | 137         | 1331         | 1802                            | 192                                | 432         | 2426         |
| 11 - Dibrugarh           | 1034                            | 47                                 | 275         | 1356         | 986                             | 105                                | 161         | 1252         | 2020                            | 152                                | 436         | 2608         |
| 12 - Sivasagar           | 1485                            | 78                                 | 312         | 1875         | 682                             | 51                                 | 77          | 810          | 2167                            | 129                                | 389         | 2685         |
| 13 - Jorhat              | 911                             | 87                                 | 254         | 1252         | 954                             | 131                                | 210         | 1295         | 1865                            | 218                                | 464         | 2547         |
| 14 - Golaghat            | 1115                            | 136                                | 287         | 1538         | 576                             | 22                                 | 58          | 656          | 1691                            | 158                                | 345         | 2194         |
| 15 - Karbi Anglong       | 657                             | 70                                 | 298         | 1025         | 411                             | 24                                 | 56          | 491          | 1068                            | 94                                 | 354         | 1516         |
| 16 - Dima Hasao          | 243                             | 38                                 | 93          | 374          | 366                             | 19                                 | 97          | 482          | 609                             | 57                                 | 190         | 856          |
| 17 - Cachar              | 1208                            | 274                                | 287         | 1769         | 845                             | 143                                | 109         | 1097         | 2053                            | 417                                | 396         | 2866         |
| 18 - Karimganj           | 1176                            | 174                                | 221         | 1571         | 352                             | 29                                 | 25          | 406          | 1528                            | 203                                | 246         | 1977         |
| 19 - Hailakandi          | 595                             | 125                                | 116         | 836          | 241                             | 24                                 | 14          | 279          | 836                             | 149                                | 130         | 1115         |
| 20 - Bongaigaon          | 1111                            | 172                                | 233         | 1516         | 556                             | 84                                 | 62          | 702          | 1667                            | 256                                | 295         | 2218         |
| 21 - Chirang             | 860                             | 73                                 | 145         | 1078         | 143                             | 12                                 | 11          | 166          | 1003                            | 85                                 | 156         | 1244         |
| 22 - Kamrup              | 1865                            | 216                                | 342         | 2423         | 424                             | 39                                 | 50          | 513          | 2289                            | 255                                | 392         | 2936         |
| 23 - Kamrup Metropolitan | 462                             | 25                                 | 121         | 608          | 7176                            | 520                                | 811         | 8507         | 7638                            | 545                                | 932         | 9115         |
| 24 - Nalbari             | 747                             | 208                                | 85          | 1040         | 270                             | 36                                 | 25          | 331          | 1017                            | 244                                | 110         | 1371         |
| 25 -Baksa                | 1046                            | 368                                | 359         | 1773         | 40                              | 10                                 | 4           | 54           | 1086                            | 378                                | 363         | 1827         |
| 26 - Darrang             | 845                             | 132                                | 118         | 1095         | 266                             | 24                                 | 14          | 304          | 1111                            | 156                                | 132         | 1399         |
| 27 - Udalguri            | 1048                            | 174                                | 245         | 1467         | 202                             | 35                                 | 46          | 283          | 1250                            | 209                                | 291         | 1750         |
| <b>Total</b>             | <b>30187</b>                    | <b>4796</b>                        | <b>6538</b> | <b>41521</b> | <b>20843</b>                    | <b>2179</b>                        | <b>2723</b> | <b>25745</b> | <b>51030</b>                    | <b>6975</b>                        | <b>9261</b> | <b>67266</b> |

**Table-7.15 : District wise total number of establishments engaged in Information & communication by sector and structure of establishment**

| District                 | Rural                           |                                    |            |             | Urban                           |                                    |            |             | Combined                        |                                    |            |             |
|--------------------------|---------------------------------|------------------------------------|------------|-------------|---------------------------------|------------------------------------|------------|-------------|---------------------------------|------------------------------------|------------|-------------|
|                          | Outside HH with fixed structure | Outside HH without fixed structure | Inside HH  | Total       | Outside HH with fixed structure | Outside HH without fixed structure | Inside HH  | Total       | Outside HH with fixed structure | Outside HH without fixed structure | Inside HH  | Total       |
| 01 - Kokrajhar           | 125                             | 4                                  | 16         | 145         | 65                              | 5                                  | 14         | 84          | 190                             | 9                                  | 30         | 229         |
| 02 - Dhubri              | 268                             | 7                                  | 13         | 288         | 148                             | 13                                 | 10         | 171         | 416                             | 20                                 | 23         | 459         |
| 03 - Goalpara            | 105                             | 8                                  | 5          | 118         | 72                              | 7                                  | 2          | 81          | 177                             | 15                                 | 7          | 199         |
| 04 - Barpeta             | 169                             | 11                                 | 19         | 199         | 106                             | 5                                  | 4          | 115         | 275                             | 16                                 | 23         | 314         |
| 05 - Morigaon            | 103                             | 10                                 | 11         | 124         | 65                              | 3                                  | 5          | 73          | 168                             | 13                                 | 16         | 197         |
| 06 - Nagaon              | 364                             | 19                                 | 70         | 453         | 233                             | 17                                 | 24         | 274         | 597                             | 36                                 | 94         | 727         |
| 07 - Sonitpur            | 202                             | 9                                  | 10         | 221         | 148                             | 6                                  | 15         | 169         | 350                             | 15                                 | 25         | 390         |
| 08 - Lakhimpur           | 74                              | 10                                 | 10         | 94          | 97                              | 7                                  | 17         | 121         | 171                             | 17                                 | 27         | 215         |
| 09 - Dhemaji             | 49                              | 2                                  | 14         | 65          | 41                              | 1                                  | 1          | 43          | 90                              | 3                                  | 15         | 108         |
| 10 - Tinsukia            | 66                              | 11                                 | 13         | 90          | 210                             | 11                                 | 21         | 242         | 276                             | 22                                 | 34         | 332         |
| 11 - Dibrugarh           | 119                             | 15                                 | 14         | 148         | 166                             | 26                                 | 19         | 211         | 285                             | 41                                 | 33         | 359         |
| 12 - Sivasagar           | 110                             | 5                                  | 55         | 170         | 121                             | 1                                  | 7          | 129         | 231                             | 6                                  | 62         | 299         |
| 13 - Jorhat              | 110                             | 9                                  | 24         | 143         | 143                             | 8                                  | 21         | 172         | 253                             | 17                                 | 45         | 315         |
| 14 - Golaghat            | 119                             | 10                                 | 20         | 149         | 74                              | 0                                  | 2          | 76          | 193                             | 10                                 | 22         | 225         |
| 15 - Karbi Anglong       | 87                              | 3                                  | 13         | 103         | 94                              | 4                                  | 11         | 109         | 181                             | 7                                  | 24         | 212         |
| 16 - Dima Hasao          | 8                               | 0                                  | 2          | 10          | 34                              | 1                                  | 4          | 39          | 42                              | 1                                  | 6          | 49          |
| 17 - Cachar              | 105                             | 20                                 | 19         | 144         | 173                             | 16                                 | 16         | 205         | 278                             | 36                                 | 35         | 349         |
| 18 - Karimganj           | 80                              | 10                                 | 7          | 97          | 69                              | 10                                 | 10         | 89          | 149                             | 20                                 | 17         | 186         |
| 19 - Hailakandi          | 68                              | 5                                  | 2          | 75          | 42                              | 1                                  | 2          | 45          | 110                             | 6                                  | 4          | 120         |
| 20 - Bongaigaon          | 79                              | 8                                  | 11         | 98          | 125                             | 8                                  | 8          | 141         | 204                             | 16                                 | 19         | 239         |
| 21 - Chirang             | 73                              | 1                                  | 4          | 78          | 29                              | 0                                  | 1          | 30          | 102                             | 1                                  | 5          | 108         |
| 22 - Kamrup              | 165                             | 11                                 | 15         | 191         | 41                              | 0                                  | 3          | 44          | 206                             | 11                                 | 18         | 235         |
| 23 - Kamrup Metropolitan | 47                              | 3                                  | 9          | 59          | 1396                            | 122                                | 204        | 1722        | 1443                            | 125                                | 213        | 1781        |
| 24 - Nalbari             | 49                              | 15                                 | 10         | 74          | 49                              | 2                                  | 4          | 55          | 98                              | 17                                 | 14         | 129         |
| 25 -Baksa                | 86                              | 4                                  | 18         | 108         | 13                              | 1                                  | 0          | 14          | 99                              | 5                                  | 18         | 122         |
| 26 - Darrang             | 88                              | 3                                  | 11         | 102         | 47                              | 3                                  | 6          | 56          | 135                             | 6                                  | 17         | 158         |
| 27 - Udalguri            | 87                              | 2                                  | 6          | 95          | 45                              | 0                                  | 1          | 46          | 132                             | 2                                  | 7          | 141         |
| <b>Total</b>             | <b>3005</b>                     | <b>215</b>                         | <b>421</b> | <b>3641</b> | <b>3846</b>                     | <b>278</b>                         | <b>432</b> | <b>4556</b> | <b>6851</b>                     | <b>493</b>                         | <b>853</b> | <b>8197</b> |

**Table-7.16 : District wise total number of establishments engaged in Financial and insurance activities by sector and structure of establishment**

| District                 | Rural                           |                                    |             |             | Urban                           |                                    |            |             | Combined                        |                                    |             |              |
|--------------------------|---------------------------------|------------------------------------|-------------|-------------|---------------------------------|------------------------------------|------------|-------------|---------------------------------|------------------------------------|-------------|--------------|
|                          | Outside HH with fixed structure | Outside HH without fixed structure | Inside HH   | Total       | Outside HH with fixed structure | Outside HH without fixed structure | Inside HH  | Total       | Outside HH with fixed structure | Outside HH without fixed structure | Inside HH   | Total        |
| 01 - Kokrajhar           | 34                              | 232                                | 8           | 274         | 41                              | 103                                | 2          | 146         | 75                              | 335                                | 10          | 420          |
| 02 - Dhubri              | 102                             | 80                                 | 7           | 189         | 95                              | 84                                 | 17         | 196         | 197                             | 164                                | 24          | 385          |
| 03 - Goalpara            | 79                              | 25                                 | 2           | 106         | 58                              | 46                                 | 4          | 108         | 137                             | 71                                 | 6           | 214          |
| 04 - Barpeta             | 188                             | 987                                | 119         | 1294        | 92                              | 206                                | 38         | 336         | 280                             | 1193                               | 157         | 1630         |
| 05 - Morigaon            | 48                              | 47                                 | 19          | 114         | 50                              | 24                                 | 4          | 78          | 98                              | 71                                 | 23          | 192          |
| 06 - Nagaon              | 310                             | 272                                | 50          | 632         | 210                             | 218                                | 31         | 459         | 520                             | 490                                | 81          | 1091         |
| 07 - Sonitpur            | 107                             | 151                                | 23          | 281         | 147                             | 87                                 | 15         | 249         | 254                             | 238                                | 38          | 530          |
| 08 - Lakhimpur           | 44                              | 180                                | 15          | 239         | 80                              | 134                                | 25         | 239         | 124                             | 314                                | 40          | 478          |
| 09 - Dhemaji             | 31                              | 73                                 | 24          | 128         | 24                              | 4                                  | 1          | 29          | 55                              | 77                                 | 25          | 157          |
| 10 - Tinsukia            | 73                              | 137                                | 80          | 290         | 183                             | 363                                | 66         | 612         | 256                             | 500                                | 146         | 902          |
| 11 - Dibrugarh           | 82                              | 198                                | 21          | 301         | 187                             | 242                                | 22         | 451         | 269                             | 440                                | 43          | 752          |
| 12 - Sivasagar           | 390                             | 115                                | 165         | 670         | 124                             | 41                                 | 18         | 183         | 514                             | 156                                | 183         | 853          |
| 13 - Jorhat              | 171                             | 399                                | 56          | 626         | 115                             | 197                                | 22         | 334         | 286                             | 596                                | 78          | 960          |
| 14 - Golaghat            | 321                             | 95                                 | 48          | 464         | 81                              | 30                                 | 6          | 117         | 402                             | 125                                | 54          | 581          |
| 15 - Karbi Anglong       | 52                              | 27                                 | 9           | 88          | 42                              | 29                                 | 3          | 74          | 94                              | 56                                 | 12          | 162          |
| 16 - Dima Hasao          | 9                               | 11                                 | 0           | 20          | 28                              | 1                                  | 0          | 29          | 37                              | 12                                 | 0           | 49           |
| 17 - Cachar              | 78                              | 598                                | 18          | 694         | 107                             | 271                                | 23         | 401         | 185                             | 869                                | 41          | 1095         |
| 18 - Karimganj           | 49                              | 358                                | 15          | 422         | 48                              | 111                                | 4          | 163         | 97                              | 469                                | 19          | 585          |
| 19 - Hailakandi          | 26                              | 111                                | 8           | 145         | 20                              | 36                                 | 3          | 59          | 46                              | 147                                | 11          | 204          |
| 20 - Bongaigaon          | 46                              | 59                                 | 6           | 111         | 77                              | 130                                | 21         | 228         | 123                             | 189                                | 27          | 339          |
| 21 - Chirang             | 25                              | 20                                 | 0           | 45          | 14                              | 0                                  | 0          | 14          | 39                              | 20                                 | 0           | 59           |
| 22 - Kamrup              | 233                             | 141                                | 29          | 403         | 69                              | 20                                 | 14         | 103         | 302                             | 161                                | 43          | 506          |
| 23 - Kamrup Metropolitan | 29                              | 33                                 | 2           | 64          | 833                             | 2003                               | 224        | 3060        | 862                             | 2036                               | 226         | 3124         |
| 24 - Nalbari             | 284                             | 442                                | 192         | 918         | 86                              | 123                                | 25         | 234         | 370                             | 565                                | 217         | 1152         |
| 25 -Baksa                | 157                             | 174                                | 70          | 401         | 8                               | 7                                  | 0          | 15          | 165                             | 181                                | 70          | 416          |
| 26 - Darrang             | 63                              | 74                                 | 17          | 154         | 61                              | 42                                 | 20         | 123         | 124                             | 116                                | 37          | 277          |
| 27 - Udalguri            | 54                              | 43                                 | 16          | 113         | 35                              | 9                                  | 6          | 50          | 89                              | 52                                 | 22          | 163          |
| <b>Total</b>             | <b>3085</b>                     | <b>5082</b>                        | <b>1019</b> | <b>9186</b> | <b>2915</b>                     | <b>4561</b>                        | <b>614</b> | <b>8090</b> | <b>6000</b>                     | <b>9643</b>                        | <b>1633</b> | <b>17276</b> |

**Table-7.17 : District wise total number of establishments engaged in Real estate activities by sector and structure of establishment**

| District                 | Rural                           |                                    |             |             | Urban                           |                                    |              |              | Combined                        |                                    |              |              |
|--------------------------|---------------------------------|------------------------------------|-------------|-------------|---------------------------------|------------------------------------|--------------|--------------|---------------------------------|------------------------------------|--------------|--------------|
|                          | Outside HH with fixed structure | Outside HH without fixed structure | Inside HH   | Total       | Outside HH with fixed structure | Outside HH without fixed structure | Inside HH    | Total        | Outside HH with fixed structure | Outside HH without fixed structure | Inside HH    | Total        |
| 01 - Kokrajhar           | 3                               | 6                                  | 48          | 57          | 0                               | 20                                 | 408          | 428          | 3                               | 26                                 | 456          | 485          |
| 02 - Dhubri              | 7                               | 6                                  | 27          | 40          | 11                              | 8                                  | 257          | 276          | 18                              | 14                                 | 284          | 316          |
| 03 - Goalpara            | 14                              | 3                                  | 34          | 51          | 17                              | 11                                 | 151          | 179          | 31                              | 14                                 | 185          | 230          |
| 04 - Barpeta             | 19                              | -5                                 | 859         | 873         | 21                              | 84                                 | 1410         | 1515         | 40                              | 79                                 | 2269         | 2388         |
| 05 - Morigaon            | 5                               | 3                                  | 72          | 80          | 9                               | 1                                  | 147          | 157          | 14                              | 4                                  | 219          | 237          |
| 06 - Nagaon              | 18                              | 41                                 | 238         | 297         | 62                              | 101                                | 1942         | 2105         | 80                              | 142                                | 2180         | 2402         |
| 07 - Sonitpur            | 15                              | 33                                 | 187         | 235         | 12                              | 10                                 | 643          | 665          | 27                              | 43                                 | 830          | 900          |
| 08 - Lakhimpur           | 9                               | 4                                  | 36          | 49          | 12                              | 11                                 | 89           | 112          | 21                              | 15                                 | 125          | 161          |
| 09 - Dhemaji             | 11                              | 7                                  | 62          | 80          | 0                               | 0                                  | 3            | 3            | 11                              | 7                                  | 65           | 83           |
| 10 - Tinsukia            | 9                               | 49                                 | 242         | 300         | 43                              | 76                                 | 865          | 984          | 52                              | 125                                | 1107         | 1284         |
| 11 - Dibrugarh           | 21                              | 12                                 | 156         | 189         | 21                              | 11                                 | 703          | 735          | 42                              | 23                                 | 859          | 924          |
| 12 - Sivasagar           | 12                              | 5                                  | 99          | 116         | 16                              | 22                                 | 630          | 668          | 28                              | 27                                 | 729          | 784          |
| 13 - Jorhat              | 20                              | 14                                 | 131         | 165         | 48                              | 37                                 | 459          | 544          | 68                              | 51                                 | 590          | 709          |
| 14 - Golaghat            | 11                              | 34                                 | 110         | 155         | 6                               | 8                                  | 183          | 197          | 17                              | 42                                 | 293          | 352          |
| 15 - Karbi Anglong       | 4                               | 6                                  | 20          | 30          | 5                               | 21                                 | 433          | 459          | 9                               | 27                                 | 453          | 489          |
| 16 - Dima Hasao          | 0                               | 5                                  | 25          | 30          | 0                               | -1                                 | 45           | 44           | 0                               | 4                                  | 70           | 74           |
| 17 - Cachar              | 25                              | 27                                 | 91          | 143         | 43                              | 72                                 | 580          | 695          | 68                              | 99                                 | 671          | 838          |
| 18 - Karimganj           | 3                               | 28                                 | 65          | 96          | 7                               | 19                                 | 80           | 106          | 10                              | 47                                 | 145          | 202          |
| 19 - Hailakandi          | 0                               | 11                                 | 9           | 20          | 2                               | 13                                 | 28           | 43           | 2                               | 24                                 | 37           | 63           |
| 20 - Bongaigaon          | 4                               | 4                                  | 51          | 59          | 16                              | 33                                 | 347          | 396          | 20                              | 37                                 | 398          | 455          |
| 21 - Chirang             | 2                               | 2                                  | 56          | 60          | 0                               | 0                                  | 0            | 0            | 2                               | 2                                  | 56           | 60           |
| 22 - Kamrup              | 21                              | 23                                 | 244         | 288         | 3                               | 14                                 | 152          | 169          | 24                              | 37                                 | 396          | 457          |
| 23 - Kamrup Metropolitan | 2                               | 10                                 | 457         | 469         | 196                             | 732                                | 21016        | 21944        | 198                             | 742                                | 21473        | 22413        |
| 24 - Nalbari             | 19                              | 40                                 | 347         | 406         | 12                              | 70                                 | 491          | 573          | 31                              | 110                                | 838          | 979          |
| 25 -Baksa                | 7                               | 3                                  | 248         | 258         | 0                               | 0                                  | 2            | 2            | 7                               | 3                                  | 250          | 260          |
| 26 - Darrang             | 7                               | 6                                  | 238         | 251         | 13                              | 14                                 | 801          | 828          | 20                              | 20                                 | 1039         | 1079         |
| 27 - Udalguri            | 10                              | 3                                  | 75          | 88          | 3                               | 18                                 | 147          | 168          | 13                              | 21                                 | 222          | 256          |
| <b>Total</b>             | <b>278</b>                      | <b>380</b>                         | <b>4227</b> | <b>4885</b> | <b>578</b>                      | <b>1405</b>                        | <b>32012</b> | <b>33995</b> | <b>856</b>                      | <b>1785</b>                        | <b>36239</b> | <b>38880</b> |

**Table-7.18: District wise total number of establishments engaged in Professional, scientific & technical activities by sector and structure of establishment**

| District                 | Rural                           |                                    |            |             | Urban                           |                                    |            |             | Combined                        |                                    |             |              |
|--------------------------|---------------------------------|------------------------------------|------------|-------------|---------------------------------|------------------------------------|------------|-------------|---------------------------------|------------------------------------|-------------|--------------|
|                          | Outside HH with fixed structure | Outside HH without fixed structure | Inside HH  | Total       | Outside HH with fixed structure | Outside HH without fixed structure | Inside HH  | Total       | Outside HH with fixed structure | Outside HH without fixed structure | Inside HH   | Total        |
| 01 - Kokrajhar           | 117                             | 10                                 | 11         | 138         | 53                              | 44                                 | 8          | 105         | 170                             | 54                                 | 19          | 243          |
| 02 - Dhubri              | 205                             | 20                                 | 13         | 238         | 92                              | 28                                 | 23         | 143         | 297                             | 48                                 | 36          | 381          |
| 03 - Goalpara            | 81                              | 11                                 | 6          | 98          | 34                              | 16                                 | 8          | 58          | 115                             | 27                                 | 14          | 156          |
| 04 - Barpeta             | 147                             | 44                                 | 18         | 209         | 74                              | 50                                 | 20         | 144         | 221                             | 94                                 | 38          | 353          |
| 05 - Morigaon            | 104                             | 8                                  | 9          | 121         | 44                              | 5                                  | 3          | 52          | 148                             | 13                                 | 12          | 173          |
| 06 - Nagaon              | 304                             | 44                                 | 33         | 381         | 172                             | 90                                 | 37         | 299         | 476                             | 134                                | 70          | 680          |
| 07 - Sonitpur            | 242                             | 8                                  | 17         | 267         | 104                             | 26                                 | 26         | 156         | 346                             | 34                                 | 43          | 423          |
| 08 - Lakhimpur           | 98                              | 7                                  | 7          | 112         | 39                              | 18                                 | 21         | 78          | 137                             | 25                                 | 28          | 190          |
| 09 - Dhemaji             | 56                              | 3                                  | 3          | 62          | 27                              | 2                                  | 0          | 29          | 83                              | 5                                  | 3           | 91           |
| 10 - Tinsukia            | 196                             | 9                                  | 72         | 277         | 245                             | 49                                 | 107        | 401         | 441                             | 58                                 | 179         | 678          |
| 11 - Dibrugarh           | 192                             | 12                                 | 13         | 217         | 183                             | 108                                | 60         | 351         | 375                             | 120                                | 73          | 568          |
| 12 - Sivasagar           | 77                              | 17                                 | 47         | 141         | 71                              | 7                                  | 14         | 92          | 148                             | 24                                 | 61          | 233          |
| 13 - Jorhat              | 92                              | 8                                  | 7          | 107         | 69                              | 24                                 | 21         | 114         | 161                             | 32                                 | 28          | 221          |
| 14 - Golaghat            | 181                             | 14                                 | 11         | 206         | 58                              | 2                                  | 6          | 66          | 239                             | 16                                 | 17          | 272          |
| 15 - Karbi Anglong       | 99                              | 4                                  | 4          | 107         | 68                              | 4                                  | 3          | 75          | 167                             | 8                                  | 7           | 182          |
| 16 - Dima Hasao          | 16                              | 0                                  | 2          | 18          | 15                              | 0                                  | 6          | 21          | 31                              | 0                                  | 8           | 39           |
| 17 - Cachar              | 90                              | 91                                 | 27         | 208         | 65                              | 58                                 | 31         | 154         | 155                             | 149                                | 58          | 362          |
| 18 - Karimganj           | 112                             | 101                                | 26         | 239         | 35                              | 25                                 | 30         | 90          | 147                             | 126                                | 56          | 329          |
| 19 - Hailakandi          | 77                              | 25                                 | 3          | 105         | 43                              | 9                                  | 7          | 59          | 120                             | 34                                 | 10          | 164          |
| 20 - Bongaigaon          | 123                             | 9                                  | 4          | 136         | 63                              | 29                                 | 30         | 122         | 186                             | 38                                 | 34          | 258          |
| 21 - Chirang             | 74                              | 3                                  | 6          | 83          | 27                              | 0                                  | 0          | 27          | 101                             | 3                                  | 6           | 110          |
| 22 - Kamrup              | 282                             | 44                                 | 21         | 347         | 69                              | 2                                  | 12         | 83          | 351                             | 46                                 | 33          | 430          |
| 23 - Kamrup Metropolitan | 49                              | 5                                  | 0          | 54          | 1431                            | 745                                | 466        | 2642        | 1480                            | 750                                | 466         | 2696         |
| 24 - Nalbari             | 107                             | 32                                 | 8          | 147         | 38                              | 15                                 | 7          | 60          | 145                             | 47                                 | 15          | 207          |
| 25 -Baksa                | 129                             | 20                                 | 12         | 161         | 3                               | 1                                  | 1          | 5           | 132                             | 21                                 | 13          | 166          |
| 26 - Darrang             | 90                              | 21                                 | 34         | 145         | 28                              | 9                                  | 51         | 88          | 118                             | 30                                 | 85          | 233          |
| 27 - Udalguri            | 114                             | 10                                 | 11         | 135         | 33                              | 2                                  | 1          | 36          | 147                             | 12                                 | 12          | 171          |
| <b>Total</b>             | <b>3454</b>                     | <b>580</b>                         | <b>425</b> | <b>4459</b> | <b>3183</b>                     | <b>1368</b>                        | <b>999</b> | <b>5550</b> | <b>6637</b>                     | <b>1948</b>                        | <b>1424</b> | <b>10009</b> |

**Table-7.19 : District wise total number of establishments engaged in Administrative and support service activities by sector and structure of establishment**

| District                 | Rural                           |                                    |             |              | Urban                           |                                    |             |              | Combined                        |                                    |             |              |
|--------------------------|---------------------------------|------------------------------------|-------------|--------------|---------------------------------|------------------------------------|-------------|--------------|---------------------------------|------------------------------------|-------------|--------------|
|                          | Outside HH with fixed structure | Outside HH without fixed structure | Inside HH   | Total        | Outside HH with fixed structure | Outside HH without fixed structure | Inside HH   | Total        | Outside HH with fixed structure | Outside HH without fixed structure | Inside HH   | Total        |
| 01 - Kokrajhar           | 108                             | 23                                 | 163         | 294          | 79                              | 42                                 | 127         | 248          | 187                             | 65                                 | 290         | 542          |
| 02 - Dhubri              | 466                             | 65                                 | 170         | 701          | 157                             | 35                                 | 54          | 246          | 623                             | 100                                | 224         | 947          |
| 03 - Goalpara            | 144                             | 46                                 | 21          | 211          | 101                             | 17                                 | 23          | 141          | 245                             | 63                                 | 44          | 352          |
| 04 - Barpeta             | 252                             | 235                                | 576         | 1063         | 187                             | 29                                 | 157         | 373          | 439                             | 264                                | 733         | 1436         |
| 05 - Morigaon            | 148                             | 53                                 | 90          | 291          | 91                              | 10                                 | 32          | 133          | 239                             | 63                                 | 122         | 424          |
| 06 - Nagaon              | 492                             | 167                                | 429         | 1088         | 357                             | 79                                 | 252         | 688          | 849                             | 246                                | 681         | 1776         |
| 07 - Sonitpur            | 288                             | 71                                 | 233         | 592          | 208                             | 29                                 | 119         | 356          | 496                             | 100                                | 352         | 948          |
| 08 - Lakhimpur           | 125                             | 25                                 | 56          | 206          | 114                             | 27                                 | 73          | 214          | 239                             | 52                                 | 129         | 420          |
| 09 - Dhemaji             | 99                              | 43                                 | 26          | 168          | 65                              | 1                                  | 7           | 73           | 164                             | 44                                 | 33          | 241          |
| 10 - Tinsukia            | 77                              | 21                                 | 38          | 136          | 285                             | 87                                 | 194         | 566          | 362                             | 108                                | 232         | 702          |
| 11 - Dibrugarh           | 152                             | 34                                 | 145         | 331          | 207                             | 55                                 | 268         | 530          | 359                             | 89                                 | 413         | 861          |
| 12 - Sivasagar           | 225                             | 180                                | 113         | 518          | 304                             | 20                                 | 22          | 346          | 529                             | 200                                | 135         | 864          |
| 13 - Jorhat              | 244                             | 133                                | 223         | 600          | 244                             | 84                                 | 100         | 428          | 488                             | 217                                | 323         | 1028         |
| 14 - Golaghat            | 179                             | 86                                 | 203         | 468          | 126                             | 20                                 | 68          | 214          | 305                             | 106                                | 271         | 682          |
| 15 - Karbi Anglong       | 73                              | 16                                 | 45          | 134          | 72                              | 15                                 | 35          | 122          | 145                             | 31                                 | 80          | 256          |
| 16 - Dima Hasao          | 13                              | 15                                 | 6           | 34           | 37                              | 4                                  | 21          | 62           | 50                              | 19                                 | 27          | 96           |
| 17 - Cachar              | 207                             | 134                                | 134         | 475          | 241                             | 24                                 | 59          | 324          | 448                             | 158                                | 193         | 799          |
| 18 - Karimganj           | 199                             | 66                                 | 78          | 343          | 127                             | 29                                 | 29          | 185          | 326                             | 95                                 | 107         | 528          |
| 19 - Hailakandi          | 95                              | 30                                 | 29          | 154          | 73                              | 17                                 | 18          | 108          | 168                             | 47                                 | 47          | 262          |
| 20 - Bongaigaon          | 112                             | 35                                 | 73          | 220          | 146                             | 38                                 | 82          | 266          | 258                             | 73                                 | 155         | 486          |
| 21 - Chirang             | 79                              | 5                                  | 58          | 142          | 14                              | 0                                  | 1           | 15           | 93                              | 5                                  | 59          | 157          |
| 22 - Kamrup              | 312                             | 137                                | 306         | 755          | 87                              | 10                                 | 39          | 136          | 399                             | 147                                | 345         | 891          |
| 23 - Kamrup Metropolitan | 62                              | 12                                 | 65          | 139          | 2052                            | 408                                | 2036        | 4496         | 2114                            | 420                                | 2101        | 4635         |
| 24 - Nalbari             | 146                             | 129                                | 142         | 417          | 69                              | 40                                 | 27          | 136          | 215                             | 169                                | 169         | 553          |
| 25 -Baksa                | 134                             | 46                                 | 155         | 335          | 11                              | 3                                  | 3           | 17           | 145                             | 49                                 | 158         | 352          |
| 26 - Darrang             | 173                             | 69                                 | 154         | 396          | 84                              | 4                                  | 29          | 117          | 257                             | 73                                 | 183         | 513          |
| 27 - Udalguri            | 150                             | 22                                 | 112         | 284          | 59                              | 8                                  | 13          | 80           | 209                             | 30                                 | 125         | 364          |
| <b>Total</b>             | <b>4754</b>                     | <b>1898</b>                        | <b>3843</b> | <b>10495</b> | <b>5597</b>                     | <b>1135</b>                        | <b>3888</b> | <b>10620</b> | <b>10351</b>                    | <b>3033</b>                        | <b>7731</b> | <b>21115</b> |

**Table-7.20 : District wise total number of establishments engaged in Education by sector and structure of establishment**

| District                 | Rural                           |                                    |             |              | Urban                           |                                    |             |              | Combined                        |                                    |             |               |
|--------------------------|---------------------------------|------------------------------------|-------------|--------------|---------------------------------|------------------------------------|-------------|--------------|---------------------------------|------------------------------------|-------------|---------------|
|                          | Outside HH with fixed structure | Outside HH without fixed structure | Inside HH   | Total        | Outside HH with fixed structure | Outside HH without fixed structure | Inside HH   | Total        | Outside HH with fixed structure | Outside HH without fixed structure | Inside HH   | Total         |
| 01 - Kokrajhar           | 2516                            | 102                                | 55          | 2673         | 106                             | 55                                 | 55          | 216          | 2622                            | 157                                | 110         | 2889          |
| 02 - Dhubri              | 5075                            | 69                                 | 122         | 5266         | 385                             | 30                                 | 89          | 504          | 5460                            | 99                                 | 211         | 5770          |
| 03 - Goalpara            | 3530                            | 42                                 | 53          | 3625         | 331                             | 24                                 | 28          | 383          | 3861                            | 66                                 | 81          | 4008          |
| 04 - Barpeta             | 4326                            | 971                                | 388         | 5685         | 326                             | 274                                | 186         | 786          | 4652                            | 1245                               | 574         | 6471          |
| 05 - Morigaon            | 3045                            | 26                                 | 71          | 3142         | 233                             | 21                                 | 25          | 279          | 3278                            | 47                                 | 96          | 3421          |
| 06 - Nagaon              | 8840                            | 306                                | 398         | 9544         | 792                             | 214                                | 336         | 1342         | 9632                            | 520                                | 734         | 10886         |
| 07 - Sonitpur            | 4692                            | 122                                | 200         | 5014         | 389                             | 83                                 | 110         | 582          | 5081                            | 205                                | 310         | 5596          |
| 08 - Lakhimpur           | 4058                            | 76                                 | 136         | 4270         | 254                             | 49                                 | 41          | 344          | 4312                            | 125                                | 177         | 4614          |
| 09 - Dhemaji             | 2722                            | 104                                | 50          | 2876         | 102                             | 2                                  | 18          | 122          | 2824                            | 106                                | 68          | 2998          |
| 10 - Tinsukia            | 2360                            | 44                                 | 83          | 2487         | 474                             | 117                                | 199         | 790          | 2834                            | 161                                | 282         | 3277          |
| 11 - Dibrugarh           | 3295                            | 166                                | 134         | 3595         | 428                             | 117                                | 252         | 797          | 3723                            | 283                                | 386         | 4392          |
| 12 - Sivasagar           | 3622                            | 65                                 | 307         | 3994         | 298                             | 12                                 | 56          | 366          | 3920                            | 77                                 | 363         | 4360          |
| 13 - Jorhat              | 3375                            | 237                                | 198         | 3810         | 526                             | 125                                | 161         | 812          | 3901                            | 362                                | 359         | 4622          |
| 14 - Golaghat            | 3233                            | 96                                 | 135         | 3464         | 291                             | 33                                 | 47          | 371          | 3524                            | 129                                | 182         | 3835          |
| 15 - Karbi Anglong       | 2230                            | 32                                 | 64          | 2326         | 230                             | 29                                 | 79          | 338          | 2460                            | 61                                 | 143         | 2664          |
| 16 - Dima Hasao          | 986                             | 14                                 | 7           | 1007         | 161                             | 3                                  | 5           | 169          | 1147                            | 17                                 | 12          | 1176          |
| 17 - Cachar              | 2643                            | 469                                | 150         | 3262         | 298                             | 35                                 | 136         | 469          | 2941                            | 504                                | 286         | 3731          |
| 18 - Karimganj           | 1968                            | 490                                | 180         | 2638         | 121                             | 119                                | 57          | 297          | 2089                            | 609                                | 237         | 2935          |
| 19 - Hailakandi          | 2250                            | 151                                | 99          | 2500         | 108                             | 14                                 | 12          | 134          | 2358                            | 165                                | 111         | 2634          |
| 20 - Bongaigaon          | 2027                            | 44                                 | 34          | 2105         | 261                             | 117                                | 111         | 489          | 2288                            | 161                                | 145         | 2594          |
| 21 - Chirang             | 1143                            | 13                                 | 31          | 1187         | 75                              | 1                                  | 3           | 79           | 1218                            | 14                                 | 34          | 1266          |
| 22 - Kamrup              | 4338                            | 168                                | 119         | 4625         | 368                             | 16                                 | 15          | 399          | 4706                            | 184                                | 134         | 5024          |
| 23 - Kamrup Metropolitan | 581                             | 21                                 | 28          | 630          | 2009                            | 1584                               | 1889        | 5482         | 2590                            | 1605                               | 1917        | 6112          |
| 24 - Nalbari             | 2387                            | 315                                | 94          | 2796         | 282                             | 84                                 | 36          | 402          | 2669                            | 399                                | 130         | 3198          |
| 25 -Baksa                | 2950                            | 115                                | 110         | 3175         | 18                              | 2                                  | 1           | 21           | 2968                            | 117                                | 111         | 3196          |
| 26 - Darrang             | 2992                            | 51                                 | 76          | 3119         | 131                             | 15                                 | 33          | 179          | 3123                            | 66                                 | 109         | 3298          |
| 27 - Udalguri            | 2255                            | 57                                 | 69          | 2381         | 85                              | 14                                 | 22          | 121          | 2340                            | 71                                 | 91          | 2502          |
| <b>Total</b>             | <b>83439</b>                    | <b>4366</b>                        | <b>3391</b> | <b>91196</b> | <b>9082</b>                     | <b>3189</b>                        | <b>4002</b> | <b>16273</b> | <b>92521</b>                    | <b>7555</b>                        | <b>7393</b> | <b>107469</b> |



**Table-7.21: District wise total number of establishments engaged in Human health & social work activities by sector and structure of establishment**

| District                 | Rural                           |                                    |            |             | Urban                           |                                    |            |             | Combined                        |                                    |             |              |
|--------------------------|---------------------------------|------------------------------------|------------|-------------|---------------------------------|------------------------------------|------------|-------------|---------------------------------|------------------------------------|-------------|--------------|
|                          | Outside HH with fixed structure | Outside HH without fixed structure | Inside HH  | Total       | Outside HH with fixed structure | Outside HH without fixed structure | Inside HH  | Total       | Outside HH with fixed structure | Outside HH without fixed structure | Inside HH   | Total        |
| 01 - Kokrajhar           | 228                             | 15                                 | 22         | 265         | 54                              | 1                                  | 5          | 60          | 282                             | 16                                 | 27          | 325          |
| 02 - Dhubri              | 467                             | 23                                 | 37         | 527         | 160                             | 9                                  | 22         | 191         | 627                             | 32                                 | 59          | 718          |
| 03 - Goalpara            | 272                             | 11                                 | 10         | 293         | 78                              | 8                                  | 11         | 97          | 350                             | 19                                 | 21          | 390          |
| 04 - Barpeta             | 297                             | 87                                 | 51         | 435         | 83                              | 21                                 | 36         | 140         | 380                             | 108                                | 87          | 575          |
| 05 - Morigaon            | 216                             | 25                                 | 26         | 267         | 61                              | 4                                  | 7          | 72          | 277                             | 29                                 | 33          | 339          |
| 06 - Nagaon              | 778                             | 92                                 | 116        | 986         | 322                             | 76                                 | 75         | 473         | 1100                            | 168                                | 191         | 1459         |
| 07 - Sonitpur            | 588                             | 43                                 | 38         | 669         | 180                             | 8                                  | 20         | 208         | 768                             | 51                                 | 58          | 877          |
| 08 - Lakhimpur           | 280                             | 33                                 | 38         | 351         | 99                              | 18                                 | 21         | 138         | 379                             | 51                                 | 59          | 489          |
| 09 - Dhemaji             | 165                             | 12                                 | 14         | 191         | 25                              | 1                                  | 1          | 27          | 190                             | 13                                 | 15          | 218          |
| 10 - Tinsukia            | 304                             | 8                                  | 24         | 336         | 200                             | 6                                  | 36         | 242         | 504                             | 14                                 | 60          | 578          |
| 11 - Dibrugarh           | 461                             | 16                                 | 17         | 494         | 220                             | 6                                  | 119        | 345         | 681                             | 22                                 | 136         | 839          |
| 12 - Sivasagar           | 393                             | 12                                 | 30         | 435         | 113                             | 5                                  | 13         | 131         | 506                             | 17                                 | 43          | 566          |
| 13 - Jorhat              | 293                             | 21                                 | 42         | 356         | 188                             | 13                                 | 50         | 251         | 481                             | 34                                 | 92          | 607          |
| 14 - Golaghat            | 424                             | 22                                 | 25         | 471         | 117                             | 1                                  | 7          | 125         | 541                             | 23                                 | 32          | 596          |
| 15 - Karbi Anglong       | 167                             | 9                                  | 17         | 193         | 76                              | 3                                  | 12         | 91          | 243                             | 12                                 | 29          | 284          |
| 16 - Dima Hasao          | 58                              | 3                                  | 5          | 66          | 46                              | 4                                  | 3          | 53          | 104                             | 7                                  | 8           | 119          |
| 17 - Cachar              | 404                             | 69                                 | 61         | 534         | 238                             | 32                                 | 37         | 307         | 642                             | 101                                | 98          | 841          |
| 18 - Karimganj           | 164                             | 76                                 | 73         | 313         | 83                              | 15                                 | 20         | 118         | 247                             | 91                                 | 93          | 431          |
| 19 - Hailakandi          | 211                             | 32                                 | 28         | 271         | 49                              | 4                                  | 4          | 57          | 260                             | 36                                 | 32          | 328          |
| 20 - Bongaigaon          | 149                             | 11                                 | 16         | 176         | 112                             | 5                                  | 17         | 134         | 261                             | 16                                 | 33          | 310          |
| 21 - Chirang             | 145                             | 2                                  | 8          | 155         | 31                              | 0                                  | 1          | 32          | 176                             | 2                                  | 9           | 187          |
| 22 - Kamrup              | 546                             | 27                                 | 41         | 614         | 109                             | 2                                  | 11         | 122         | 655                             | 29                                 | 52          | 736          |
| 23 - Kamrup Metropolitan | 88                              | 3                                  | 7          | 98          | 1082                            | 114                                | 348        | 1544        | 1170                            | 117                                | 355         | 1642         |
| 24 - Nalbari             | 253                             | 55                                 | 57         | 365         | 94                              | 13                                 | 20         | 127         | 347                             | 68                                 | 77          | 492          |
| 25 -Baksa                | 257                             | 29                                 | 39         | 325         | 10                              | 0                                  | 2          | 12          | 267                             | 29                                 | 41          | 337          |
| 26 - Darrang             | 265                             | 24                                 | 29         | 318         | 70                              | 1                                  | 22         | 93          | 335                             | 25                                 | 51          | 411          |
| 27 - Udalguri            | 255                             | 27                                 | 15         | 297         | 40                              | 4                                  | 6          | 50          | 295                             | 31                                 | 21          | 347          |
| <b>Total</b>             | <b>8128</b>                     | <b>787</b>                         | <b>886</b> | <b>9801</b> | <b>3940</b>                     | <b>374</b>                         | <b>926</b> | <b>5240</b> | <b>12068</b>                    | <b>1161</b>                        | <b>1812</b> | <b>15041</b> |

**Table-7.22: District wise total number of establishments engaged in Arts entertainment, sports & amusement and recreation by sector and structure of establishment**

| District                 | Rural                           |                                    |            |             | Urban                           |                                    |            |             | Combined                        |                                    |            |             |
|--------------------------|---------------------------------|------------------------------------|------------|-------------|---------------------------------|------------------------------------|------------|-------------|---------------------------------|------------------------------------|------------|-------------|
|                          | Outside HH with fixed structure | Outside HH without fixed structure | Inside HH  | Total       | Outside HH with fixed structure | Outside HH without fixed structure | Inside HH  | Total       | Outside HH with fixed structure | Outside HH without fixed structure | Inside HH  | Total       |
| 01 - Kokrajhar           | 187                             | 22                                 | 4          | 213         | 22                              | 10                                 | 2          | 34          | 209                             | 32                                 | 6          | 247         |
| 02 - Dhubri              | 181                             | 37                                 | 20         | 238         | 48                              | 25                                 | 11         | 84          | 229                             | 62                                 | 31         | 322         |
| 03 - Goalpara            | 141                             | 35                                 | 22         | 198         | 29                              | 30                                 | 2          | 61          | 170                             | 65                                 | 24         | 259         |
| 04 - Barpeta             | 303                             | 55                                 | 12         | 370         | 87                              | 13                                 | 3          | 103         | 390                             | 68                                 | 15         | 473         |
| 05 - Morigaon            | 135                             | 14                                 | 10         | 159         | 26                              | 11                                 | 2          | 39          | 161                             | 25                                 | 12         | 198         |
| 06 - Nagaon              | 455                             | 63                                 | 21         | 539         | 116                             | 53                                 | 5          | 174         | 571                             | 116                                | 26         | 713         |
| 07 - Sonitpur            | 399                             | 23                                 | 10         | 432         | 84                              | 7                                  | 7          | 98          | 483                             | 30                                 | 17         | 530         |
| 08 - Lakhimpur           | 210                             | 21                                 | 10         | 241         | 40                              | 14                                 | 9          | 63          | 250                             | 35                                 | 19         | 304         |
| 09 - Dhemaji             | 66                              | 16                                 | 7          | 89          | 16                              | 1                                  | 2          | 19          | 82                              | 17                                 | 9          | 108         |
| 10 - Tinsukia            | 164                             | 16                                 | 7          | 187         | 96                              | 20                                 | 14         | 130         | 260                             | 36                                 | 21         | 317         |
| 11 - Dibrugarh           | 354                             | 18                                 | 14         | 386         | 81                              | 21                                 | 4          | 106         | 435                             | 39                                 | 18         | 492         |
| 12 - Sivasagar           | 256                             | 13                                 | 35         | 304         | 46                              | 7                                  | 2          | 55          | 302                             | 20                                 | 37         | 359         |
| 13 - Jorhat              | 391                             | 192                                | 14         | 597         | 89                              | 68                                 | 13         | 170         | 480                             | 260                                | 27         | 767         |
| 14 - Golaghat            | 436                             | 23                                 | 6          | 465         | 39                              | 4                                  | 3          | 46          | 475                             | 27                                 | 9          | 511         |
| 15 - Karbi Anglong       | 67                              | 18                                 | 8          | 93          | 15                              | 10                                 | 3          | 28          | 82                              | 28                                 | 11         | 121         |
| 16 - Dima Hasao          | 105                             | 10                                 | 0          | 115         | 50                              | 2                                  | 3          | 55          | 155                             | 12                                 | 3          | 170         |
| 17 - Cachar              | 65                              | 256                                | 28         | 349         | 56                              | 116                                | 8          | 180         | 121                             | 372                                | 36         | 529         |
| 18 - Karimganj           | 41                              | 72                                 | 3          | 116         | 15                              | 9                                  | 6          | 30          | 56                              | 81                                 | 9          | 146         |
| 19 - Hailakandi          | 70                              | 25                                 | 6          | 101         | 15                              | 2                                  | 2          | 19          | 85                              | 27                                 | 8          | 120         |
| 20 - Bongaigaon          | 57                              | 29                                 | 3          | 89          | 41                              | 19                                 | 4          | 64          | 98                              | 48                                 | 7          | 153         |
| 21 - Chirang             | 90                              | 9                                  | 1          | 100         | 25                              | 0                                  | 0          | 25          | 115                             | 9                                  | 1          | 125         |
| 22 - Kamrup              | 461                             | 49                                 | 13         | 523         | 48                              | 8                                  | 0          | 56          | 509                             | 57                                 | 13         | 579         |
| 23 - Kamrup Metropolitan | 65                              | 6                                  | 1          | 72          | 443                             | 400                                | 92         | 935         | 508                             | 406                                | 93         | 1007        |
| 24 - Nalbari             | 57                              | 153                                | 13         | 223         | 23                              | 39                                 | 4          | 66          | 80                              | 192                                | 17         | 289         |
| 25 -Baksa                | 123                             | 22                                 | 6          | 151         | 0                               | 0                                  | 0          | 0           | 123                             | 22                                 | 6          | 151         |
| 26 - Darrang             | 127                             | 19                                 | 5          | 151         | 22                              | 22                                 | 10         | 54          | 149                             | 41                                 | 15         | 205         |
| 27 - Udalguri            | 150                             | 4                                  | 8          | 162         | 5                               | 4                                  | 0          | 9           | 155                             | 8                                  | 8          | 171         |
| <b>Total</b>             | <b>5156</b>                     | <b>1220</b>                        | <b>287</b> | <b>6663</b> | <b>1577</b>                     | <b>915</b>                         | <b>211</b> | <b>2703</b> | <b>6733</b>                     | <b>2135</b>                        | <b>498</b> | <b>9366</b> |

**Table-7.23 :District wise total number of establishments engaged in Other service activities not elsewhere classified by sector and structure of establishment**

| District                 | Rural                           |                                    |              |               | Urban                           |                                    |             |              | Combined                        |                                    |              |               |
|--------------------------|---------------------------------|------------------------------------|--------------|---------------|---------------------------------|------------------------------------|-------------|--------------|---------------------------------|------------------------------------|--------------|---------------|
|                          | Outside HH with fixed structure | Outside HH without fixed structure | Inside HH    | Total         | Outside HH with fixed structure | Outside HH without fixed structure | Inside HH   | Total        | Outside HH with fixed structure | Outside HH without fixed structure | Inside HH    | Total         |
| 01 - Kokrajhar           | 2486                            | 223                                | 486          | 3195          | 418                             | 86                                 | 64          | 568          | 2904                            | 309                                | 550          | 3763          |
| 02 - Dhubri              | 5861                            | 778                                | 350          | 6989          | 1363                            | 359                                | 90          | 1812         | 7224                            | 1137                               | 440          | 8801          |
| 03 - Goalpara            | 3275                            | 227                                | 210          | 3712          | 639                             | 73                                 | 69          | 781          | 3914                            | 300                                | 279          | 4493          |
| 04 - Barpeta             | 3797                            | 1121                               | 492          | 5410          | 919                             | 317                                | 121         | 1357         | 4716                            | 1438                               | 613          | 6767          |
| 05 - Morigaon            | 2913                            | 209                                | 174          | 3296          | 534                             | 35                                 | 32          | 601          | 3447                            | 244                                | 206          | 3897          |
| 06 - Nagaon              | 9727                            | 991                                | 883          | 11601         | 2610                            | 737                                | 383         | 3730         | 12337                           | 1728                               | 1266         | 15331         |
| 07 - Sonitpur            | 7110                            | 314                                | 685          | 8109          | 1407                            | 154                                | 139         | 1700         | 8517                            | 468                                | 824          | 9809          |
| 08 - Lakhimpur           | 3630                            | 1110                               | 278          | 5018          | 710                             | 246                                | 185         | 1141         | 4340                            | 1356                               | 463          | 6159          |
| 09 - Dhemaji             | 1897                            | 141                                | 225          | 2263          | 383                             | 37                                 | 22          | 442          | 2280                            | 178                                | 247          | 2705          |
| 10 - Tinsukia            | 2947                            | 145                                | 433          | 3525          | 1790                            | 468                                | 230         | 2488         | 4737                            | 613                                | 663          | 6013          |
| 11 - Dibrugarh           | 4024                            | 218                                | 444          | 4686          | 1398                            | 222                                | 300         | 1920         | 5422                            | 440                                | 744          | 6606          |
| 12 - Sivasagar           | 4656                            | 534                                | 1059         | 6249          | 983                             | 81                                 | 109         | 1173         | 5639                            | 615                                | 1168         | 7422          |
| 13 - Jorhat              | 4160                            | 493                                | 953          | 5606          | 1443                            | 329                                | 267         | 2039         | 5603                            | 822                                | 1220         | 7645          |
| 14 - Golaghat            | 5094                            | 389                                | 533          | 6016          | 883                             | 53                                 | 76          | 1012         | 5977                            | 442                                | 609          | 7028          |
| 15 - Karbi Anglong       | 2023                            | 419                                | 202          | 2644          | 467                             | 76                                 | 60          | 603          | 2490                            | 495                                | 262          | 3247          |
| 16 - Dima Hasao          | 538                             | 212                                | 23           | 773           | 280                             | 88                                 | 23          | 391          | 818                             | 300                                | 46           | 1164          |
| 17 - Cachar              | 3555                            | 4585                               | 539          | 8679          | 974                             | 3229                               | 253         | 4456         | 4529                            | 7814                               | 792          | 13135         |
| 18 - Karimganj           | 1948                            | 2614                               | 276          | 4838          | 391                             | 363                                | 52          | 806          | 2339                            | 2977                               | 328          | 5644          |
| 19 - Hailakandi          | 1961                            | 357                                | 143          | 2461          | 300                             | 344                                | 29          | 673          | 2261                            | 701                                | 172          | 3134          |
| 20 - Bongaigaon          | 1855                            | 186                                | 111          | 2152          | 863                             | 179                                | 103         | 1145         | 2718                            | 365                                | 214          | 3297          |
| 21 - Chirang             | 1311                            | 58                                 | 94           | 1463          | 166                             | 11                                 | 10          | 187          | 1477                            | 69                                 | 104          | 1650          |
| 22 - Kamrup              | 5828                            | 601                                | 367          | 6796          | 829                             | 298                                | 59          | 1186         | 6657                            | 899                                | 426          | 7982          |
| 23 - Kamrup Metropolitan | 774                             | 62                                 | 71           | 907           | 8677                            | 2535                               | 1350        | 12562        | 9451                            | 2597                               | 1421         | 13469         |
| 24 - Nalbari             | 2016                            | 1049                               | 162          | 3227          | 487                             | 149                                | 38          | 674          | 2503                            | 1198                               | 200          | 3901          |
| 25 -Baksa                | 2620                            | 377                                | 339          | 3336          | 79                              | 5                                  | 3           | 87           | 2699                            | 382                                | 342          | 3423          |
| 26 - Darrang             | 2654                            | 258                                | 192          | 3104          | 396                             | 50                                 | 38          | 484          | 3050                            | 308                                | 230          | 3588          |
| 27 - Udalguri            | 2500                            | 227                                | 279          | 3006          | 283                             | 41                                 | 17          | 341          | 2783                            | 268                                | 296          | 3347          |
| <b>Total</b>             | <b>91160</b>                    | <b>17898</b>                       | <b>10003</b> | <b>119061</b> | <b>29672</b>                    | <b>10565</b>                       | <b>4122</b> | <b>44359</b> | <b>120832</b>                   | <b>28463</b>                       | <b>14125</b> | <b>163420</b> |

**Table-8.1: Broad activity wise total number of establishments by type of ownership**

| <b>Broad Activity</b>   | 1 - Govt / PSU | 2 - Private : Proprietary | 3 - Private : Partnership | 4 - Private : Company | 5 - Private : Self Help Group | 6 - Private : Co-operative | 7 - Private : Non-profit Institution | 9 - "Private : Others " | Total          |
|---|----------------|---------------------------|---------------------------|-----------------------|-------------------------------|----------------------------|--------------------------------------|-------------------------|----------------|
| 01 - Activities relating to agriculture other than crop production & plantation | 159            | 29474                     | 19                        | 40                    | 62                            | 3                          | 8                                    | 95                      | 29860          |
| 02 - Livestock  | 157            | 125225                    | 125                       | 84                    | 1412                          | 15                         | 12                                   | 149                     | 127179         |
| 03 - Forestry and Logging   | 122            | 13715                     | 11                        | 3                     | 1                             | 1                          | 1                                    | 22                      | 13876          |
| 04 - Fishing and aqua culture   | 27             | 50790                     | 38                        | 2                     | 86                            | 7                          | 11                                   | 44                      | 51005          |
| Sub-total :Agricultural Activities  | 465            | 219204                    | 193                       | 129                   | 1561                          | 26                         | 32                                   | 310                     | 221920         |
| 05 - Mining and quarrying   | 27             | 3193                      | 31                        | 47                    | 0                             | 4                          | 0                                    | 44                      | 3346           |
| 06 - Manufacturing  | 617            | 205863                    | 651                       | 628                   | 1276                          | 98                         | 52                                   | 895                     | 210080         |
| 07 - Electricity, gas, steam and air conditioning supply                        | 584            | 499                       | 30                        | 129                   | 6                             | 0                          | 12                                   | 43                      | 1303           |
| 08 - Water supply, sewerage, waste management and remediation activities        | 3057           | 6778                      | 13                        | 58                    | 0                             | 1                          | 48                                   | 179                     | 10134          |
| 09 - Construction   | 79             | 124883                    | 101                       | 90                    | 5                             | 2                          | 19                                   | 293                     | 125472         |
| 10- Whole sale trade, retail trade & repair of motor vehicles & motor cycles    | 101            | 23299                     | 166                       | 147                   | 10                            | 1                          | 6                                    | 220                     | 23950          |
| 11 - Whole sale trade ( not covered in item-10 above )                          | 180            | 63744                     | 359                       | 156                   | 22                            | 281                        | 11                                   | 143                     | 64896          |
| 12 - Retail trade ( not covered in item-10 above )                              | 2961           | 720085                    | 1084                      | 236                   | 100                           | 1108                       | 116                                  | 3614                    | 729304         |
| 13 - Transportation and storage   | 3087           | 156639                    | 316                       | 398                   | 12                            | 58                         | 87                                   | 756                     | 161353         |
| 14 - Accomodation and and Food service activities                               | 1719           | 64350                     | 238                       | 170                   | 9                             | 21                         | 171                                  | 588                     | 67266          |
| 15 - Information & communication  | 461            | 6743                      | 73                        | 786                   | 4                             | 2                          | 9                                    | 119                     | 8197           |
| 16 - Financial and insurance activities   | 2413           | 11742                     | 336                       | 698                   | 1690                          | 109                        | 27                                   | 261                     | 17276          |
| 17 - Real estate activities   | 38             | 38736                     | 15                        | 35                    | 0                             | 2                          | 19                                   | 35                      | 38880          |
| 18 - Professional, scientific & technical activities                            | 1403           | 7774                      | 122                       | 426                   | 8                             | 41                         | 64                                   | 171                     | 10009          |
| 19 - Administrative and support service activities                              | 566            | 19782                     | 289                       | 193                   | 39                            | 32                         | 35                                   | 179                     | 21115          |
| 20 - Education  | 72400          | 24319                     | 1227                      | 296                   | 39                            | 61                         | 3259                                 | 5868                    | 107469         |
| 21 - Human health & social work activities                                      | 4967           | 7872                      | 195                       | 468                   | 162                           | 68                         | 737                                  | 572                     | 15041          |
| 22 - Arts entertainment, sports & amusement and recreation                      | 1359           | 4382                      | 231                       | 130                   | 26                            | 47                         | 2501                                 | 690                     | 9366           |
| 23 - Other service activities not else where classified                         | 4139           | 94284                     | 599                       | 128                   | 88                            | 81                         | 58880                                | 5221                    | 163420         |
| Sub-total: Non-Agricultural Activities  | 100158         | 1584967                   | 6076                      | 5219                  | 3496                          | 2017                       | 66053                                | 19891                   | 1787877        |
| <b>Total</b>  | <b>100623</b>  | <b>1804171</b>            | <b>6269</b>               | <b>5348</b>           | <b>5057</b>                   | <b>2043</b>                | <b>66085</b>                         | <b>20201</b>            | <b>2009797</b> |

**Table 8.2 : Broad activity wise total number of rural establishments by type of ownership**

| Broad Activity  | 1 - Govt / PSU | 2 - Private : Proprietary | 3 - Private : Partnership | 4 - Private : Company | 5 - Private : Self Help Group | 6 - Private : Co-operative | 7 - Private : Non-profit Institution | 9 - "Private : Others " | Total          |
|---|----------------|---------------------------|---------------------------|-----------------------|-------------------------------|----------------------------|--------------------------------------|-------------------------|----------------|
| 01 - Activities relating to agriculture other than crop production & plantation | 149            | 28261                     | 18                        | 39                    | 59                            | 3                          | 5                                    | 91                      | 28625          |
| 02 - Livestock  | 135            | 113791                    | 119                       | 79                    | 1391                          | 13                         | 10                                   | 137                     | 115675         |
| 03 - Forestry and Logging   | 98             | 12963                     | 10                        | 2                     | 1                             | 1                          | 1                                    | 22                      | 13098          |
| 04 - Fishing and aqua culture   | 22             | 48614                     | 38                        | 2                     | 84                            | 6                          | 10                                   | 42                      | 48818          |
| Sub-total :Agricultural Activities  | 404            | 203629                    | 185                       | 122                   | 1535                          | 23                         | 26                                   | 292                     | 206216         |
| 05 - Mining and quarrying   | 20             | 2990                      | 28                        | 44                    | 0                             | 4                          | 0                                    | 41                      | 3127           |
| 06 - Manufacturing  | 457            | 151886                    | 436                       | 499                   | 1189                          | 72                         | 33                                   | 643                     | 155215         |
| 07 - Electricity, gas, steam and air conditioning supply                        | 436            | 320                       | 21                        | 91                    | 5                             | 0                          | 12                                   | 28                      | 913            |
| 08 - Water supply, sewerage, waste management and remediation activities        | 2815           | 4245                      | 4                         | 49                    | 0                             | 1                          | 37                                   | 159                     | 7310           |
| 09 - Construction   | 49             | 94691                     | 58                        | 44                    | 5                             | 1                          | 13                                   | 245                     | 95106          |
| 10- Whole sale trade, retail trade & repair of motor vehicles & motor cycles    | 45             | 9223                      | 50                        | 61                    | 9                             | 1                          | 3                                    | 93                      | 9485           |
| 11 - Whole sale trade ( not covered in item-10 above )                          | 120            | 45704                     | 99                        | 32                    | 15                            | 236                        | 9                                    | 91                      | 46306          |
| 12 - Retail trade ( not covered in item-10 above )                              | 2191           | 497568                    | 374                       | 82                    | 70                            | 948                        | 67                                   | 2481                    | 503781         |
| 13 - Transportation and storage   | 2413           | 109396                    | 150                       | 286                   | 10                            | 49                         | 58                                   | 553                     | 112915         |
| 14 - Accommodation and Food service activities                                  | 1194           | 39650                     | 66                        | 102                   | 6                             | 9                          | 106                                  | 388                     | 41521          |
| 15 - Information & communication  | 296            | 2697                      | 16                        | 546                   | 4                             | 2                          | 7                                    | 73                      | 3641           |
| 16 - Financial and insurance activities   | 878            | 6084                      | 199                       | 217                   | 1588                          | 71                         | 19                                   | 130                     | 9186           |
| 17 - Real estate activities   | 23             | 4808                      | 3                         | 25                    | 0                             | 2                          | 12                                   | 12                      | 4885           |
| 18 - Professional, scientific & technical activities                            | 1028           | 2917                      | 34                        | 302                   | 5                             | 23                         | 38                                   | 112                     | 4459           |
| 19 - Administrative and support service activities                              | 369            | 9624                      | 202                       | 119                   | 33                            | 10                         | 26                                   | 112                     | 10495          |
| 20 - Education  | 67428          | 14226                     | 832                       | 221                   | 25                            | 39                         | 3039                                 | 5386                    | 91196          |
| 21 - Human health & social work activities                                      | 4403           | 3742                      | 101                       | 407                   | 143                           | 45                         | 523                                  | 437                     | 9801           |
| 22 - Arts entertainment, sports & amusement and recreation                      | 1075           | 2644                      | 172                       | 114                   | 23                            | 33                         | 2040                                 | 562                     | 6663           |
| 23 - Other service activities not elsewhere classified                          | 3660           | 59203                     | 420                       | 95                    | 79                            | 62                         | 51137                                | 4405                    | 119061         |
| Sub-total: Non-Agricultural Activities  | 88900          | 1061618                   | 3265                      | 3336                  | 3209                          | 1608                       | 57179                                | 15951                   | 1235066        |
| <b>Total</b>  | <b>89304</b>   | <b>1265247</b>            | <b>3450</b>               | <b>3458</b>           | <b>4744</b>                   | <b>1631</b>                | <b>57205</b>                         | <b>16243</b>            | <b>1441282</b> |

**Table-8.3: Broad activity wise total number of urban establishments by type of ownership**

| Broad Activity  | 1 - Govt / PSU | 2 - Private : Proprietary | 3 - Private : Partnership | 4 - Private : Company | 5 - Private : Self Help Group | 6 - Private : Co-operative | 7 - Private : Non-profit Institution | 9 - "Private : Others " | Total         |
|---|----------------|---------------------------|---------------------------|-----------------------|-------------------------------|----------------------------|--------------------------------------|-------------------------|---------------|
| 01 - Activities relating to agriculture other than crop production & plantation | 10             | 1213                      | 1                         | 1                     | 3                             | 0                          | 3                                    | 4                       | 1235          |
| 02 - Livestock  | 22             | 11434                     | 6                         | 5                     | 21                            | 2                          | 2                                    | 12                      | 11504         |
| 03 - Forestry and Logging   | 24             | 752                       | 1                         | 1                     | 0                             | 0                          | 0                                    | 0                       | 778           |
| 04 - Fishing and aqua culture   | 5              | 2176                      | 0                         | 0                     | 2                             | 1                          | 1                                    | 2                       | 2187          |
| <b>Sub-total :Agricultural Activities</b>                                       | <b>61</b>      | <b>15575</b>              | <b>8</b>                  | <b>7</b>              | <b>26</b>                     | <b>3</b>                   | <b>6</b>                             | <b>18</b>               | <b>15704</b>  |
| 05 - Mining and quarrying   | 7              | 203                       | 3                         | 3                     | 0                             | 0                          | 0                                    | 3                       | 219           |
| 06 - Manufacturing  | 160            | 53977                     | 215                       | 129                   | 87                            | 26                         | 19                                   | 252                     | 54865         |
| 07 - Electricity, gas, steam and air conditioning supply                        | 148            | 179                       | 9                         | 38                    | 1                             | 0                          | 0                                    | 15                      | 390           |
| 08 - Water supply, sewerage, waste management and remediation activities        | 242            | 2533                      | 9                         | 9                     | 0                             | 0                          | 11                                   | 20                      | 2824          |
| 09 - Construction   | 30             | 30192                     | 43                        | 46                    | 0                             | 1                          | 6                                    | 48                      | 30366         |
| 10- Whole sale trade, retail trade & repair of motor vehicles & motor cycles    | 56             | 14076                     | 116                       | 86                    | 1                             | 0                          | 3                                    | 127                     | 14465         |
| 11 - Whole sale trade ( not covered in item-10 above )                          | 60             | 18040                     | 260                       | 124                   | 7                             | 45                         | 2                                    | 52                      | 18590         |
| 12 - Retail trade ( not covered in item-10 above )                              | 770            | 222517                    | 710                       | 154                   | 30                            | 160                        | 49                                   | 1133                    | 225523        |
| 13 - Transportation and storage   | 674            | 47243                     | 166                       | 112                   | 2                             | 9                          | 29                                   | 203                     | 48438         |
| 14 - Accommodation and Food service activities                                  | 525            | 24700                     | 172                       | 68                    | 3                             | 12                         | 65                                   | 200                     | 25745         |
| 15 - Information & communication  | 165            | 4046                      | 57                        | 240                   | 0                             | 0                          | 2                                    | 46                      | 4556          |
| 16 - Financial and insurance activities   | 1535           | 5658                      | 137                       | 481                   | 102                           | 38                         | 8                                    | 131                     | 8090          |
| 17 - Real estate activities   | 15             | 33928                     | 12                        | 10                    | 0                             | 0                          | 7                                    | 23                      | 33995         |
| 18 - Professional, scientific & technical activities                            | 375            | 4857                      | 88                        | 124                   | 3                             | 18                         | 26                                   | 59                      | 5550          |
| 19 - Administrative and support service activities                              | 197            | 10158                     | 87                        | 74                    | 6                             | 22                         | 9                                    | 67                      | 10620         |
| 20 - Education  | 4972           | 10093                     | 395                       | 75                    | 14                            | 22                         | 220                                  | 482                     | 16273         |
| 21 - Human health & social work activities                                      | 564            | 4130                      | 94                        | 61                    | 19                            | 23                         | 214                                  | 135                     | 5240          |
| 22 - Arts entertainment, sports & amusement and recreation                      | 284            | 1738                      | 59                        | 16                    | 3                             | 14                         | 461                                  | 128                     | 2703          |
| 23 - Other service activities not elsewhere classified                          | 479            | 35081                     | 179                       | 33                    | 9                             | 19                         | 7743                                 | 816                     | 44359         |
| <b>Sub-total: Non-Agricultural Activities</b>                                   | <b>11258</b>   | <b>523349</b>             | <b>2811</b>               | <b>1883</b>           | <b>287</b>                    | <b>409</b>                 | <b>8874</b>                          | <b>3940</b>             | <b>552811</b> |
| <b>Total</b>  | <b>11319</b>   | <b>538924</b>             | <b>2819</b>               | <b>1890</b>           | <b>313</b>                    | <b>412</b>                 | <b>8880</b>                          | <b>3958</b>             | <b>568515</b> |

**Table-9.1 : Broad activity wise total number of persons employed in all establishments by type of ownership**

| Broad Activity  | 1 - Govt / PSU | 2 - Private : Proprietary | 3 - Private : Partnership | 4 - Private : Company | 5 - Private : Self Help Group | 6 - Private : Co-operative | 7 - Private : Non-profit Institution | 9 - "Private : Others " | Total          |
|---|----------------|---------------------------|---------------------------|-----------------------|-------------------------------|----------------------------|--------------------------------------|-------------------------|----------------|
| 01 - Activities relating to agriculture other than crop production & plantation | 1326           | 64029                     | 72                        | 3307                  | 568                           | 75                         | 17                                   | 324                     | 69718          |
| 02 - Livestock  | 749            | 201461                    | 675                       | 272                   | 13519                         | 100                        | 121                                  | 450                     | 217347         |
| 03 - Forestry and Logging   | 718            | 17878                     | 44                        | 18                    | 10                            | 2                          | 1                                    | 37                      | 18708          |
| 04 - Fishing and aqua culture   | 82             | 72174                     | 247                       | 3                     | 852                           | 37                         | 69                                   | 114                     | 73578          |
| <b>Subtotal : Agricultural Activities</b>                                       | <b>2875</b>    | <b>355542</b>             | <b>1038</b>               | <b>3600</b>           | <b>14949</b>                  | <b>214</b>                 | <b>208</b>                           | <b>925</b>              | <b>379351</b>  |
| 05 - Mining and quarrying   | 1969           | 7963                      | 550                       | 1326                  | 0                             | 22                         | 0                                    | 114                     | 11944          |
| 06 - Manufacturing  | 10894          | 462607                    | 13664                     | 80762                 | 12017                         | 1150                       | 248                                  | 9900                    | 591242         |
| 07 - Electricity, gas, steam and air conditioning supply                        | 6216           | 1664                      | 154                       | 1964                  | 43                            | 0                          | 39                                   | 377                     | 10457          |
| 08 - Water supply, sewerage, waste management and remediation activities        | 6295           | 10193                     | 53                        | 145                   | 0                             | 3                          | 83                                   | 309                     | 17081          |
| 09 - Construction   | 829            | 225087                    | 467                       | 3082                  | 11                            | 8                          | 46                                   | 455                     | 229985         |
| 10- Whole sale trade, retail trade & repair of motor vehicles & motor cycles    | 535            | 61183                     | 1098                      | 3253                  | 40                            | 1                          | 46                                   | 724                     | 66880          |
| 11 - Whole sale trade ( not covered in item-10 above )                          | 784            | 112735                    | 2067                      | 2136                  | 178                           | 1164                       | 32                                   | 360                     | 119456         |
| 12 - Retail trade ( not covered in item-10 above )                              | 4013           | 982932                    | 3547                      | 1729                  | 403                           | 2312                       | 170                                  | 5299                    | 1000405        |
| 13 - Transportation and storage   | 16075          | 200310                    | 1531                      | 1399                  | 18                            | 112                        | 153                                  | 1229                    | 220827         |
| 14 - Accomodation and and Food service activities                               | 4987           | 158064                    | 1455                      | 898                   | 111                           | 110                        | 485                                  | 1597                    | 167707         |
| 15 - Information & communication  | 3129           | 14133                     | 655                       | 2324                  | 26                            | 3                          | 29                                   | 458                     | 20757          |
| 16 - Financial and insurance activities   | 19349          | 16078                     | 1971                      | 4879                  | 11665                         | 695                        | 125                                  | 1851                    | 56613          |
| 17 - Real estate activities   | 118            | 44269                     | 64                        | 604                   | 0                             | 9                          | 76                                   | 89                      | 45229          |
| 18 - Professional, scientific & technical activities                            | 12140          | 16676                     | 633                       | 7653                  | 46                            | 160                        | 239                                  | 804                     | 38351          |
| 19 - Administrative and support service activities                              | 4328           | 42222                     | 1425                      | 6367                  | 336                           | 192                        | 184                                  | 694                     | 55748          |
| 20 - Education  | 335300         | 85058                     | 13934                     | 1914                  | 243                           | 501                        | 11776                                | 29955                   | 478681         |
| 21 - Human health & social work activities                                      | 33862          | 25710                     | 3822                      | 4450                  | 1146                          | 533                        | 3231                                 | 63175                   | 135929         |
| 22 - Arts entertainment, sports & amusement and recreation                      | 3495           | 9844                      | 1102                      | 316                   | 187                           | 170                        | 7116                                 | 1996                    | 24226          |
| 23 - Other service activities not else where classified                         | 6154           | 133201                    | 1934                      | 460                   | 593                           | 256                        | 97398                                | 8505                    | 248501         |
| <b>Subtotal: Non-Agricultural Activities</b>                                    | <b>470472</b>  | <b>2609929</b>            | <b>50126</b>              | <b>125661</b>         | <b>27063</b>                  | <b>7401</b>                | <b>121476</b>                        | <b>127891</b>           | <b>3540019</b> |
| <b>Total</b>  | <b>473347</b>  | <b>2965471</b>            | <b>51164</b>              | <b>129261</b>         | <b>42012</b>                  | <b>7615</b>                | <b>121684</b>                        | <b>128816</b>           | <b>3919370</b> |

**Table-9.2: Broad activity wise total number of persons employed in all rural establishments**

| Broad Activity  | 1 - Govt / PSU | 2 - Private : Proprietary | 3 - Private : Partnership | 4 - Private : Company | 5 - Private : Self Help Group | 6 - Private : Co-operative | 7 - Private : Non-profit Institution | 9 - "Private : Others " | Total          |
|---|----------------|---------------------------|---------------------------|-----------------------|-------------------------------|----------------------------|--------------------------------------|-------------------------|----------------|
| 01 - Activities relating to agriculture other than crop production & plantation | 1255           | 62162                     | 44                        | 3303                  | 544                           | 75                         | 13                                   | 308                     | 67704          |
| 02 - Livestock  | 633            | 181783                    | 647                       | 263                   | 13351                         | 69                         | 29                                   | 422                     | 197197         |
| 03 - Forestry and Logging   | 495            | 16704                     | 38                        | 17                    | 10                            | 2                          | 1                                    | 37                      | 17304          |
| 04 - Fishing and aqua culture   | 54             | 69258                     | 247                       | 3                     | 832                           | 36                         | 67                                   | 81                      | 70578          |
| <b>Sub-total :Agricultural Activities</b>                                       | <b>2437</b>    | <b>329907</b>             | <b>976</b>                | <b>3586</b>           | <b>14737</b>                  | <b>182</b>                 | <b>110</b>                           | <b>848</b>              | <b>352783</b>  |
| 05 - Mining and quarrying   | 142            | 7384                      | 524                       | 1308                  | 0                             | 22                         | 0                                    | 109                     | 9489           |
| 06 - Manufacturing  | 5995           | 326789                    | 11456                     | 77008                 | 11301                         | 988                        | 132                                  | 8990                    | 442659         |
| 07 - Electricity, gas, steam and air conditioning supply                        | 3085           | 955                       | 111                       | 922                   | 37                            | 0                          | 39                                   | 101                     | 5250           |
| 08 - Water supply, sewerage, waste management and remediation activities        | 5434           | 5887                      | 13                        | 111                   | 0                             | 3                          | 54                                   | 269                     | 11771          |
| 09 - Construction   | 545            | 165861                    | 250                       | 2067                  | 11                            | 1                          | 32                                   | 361                     | 169128         |
| 10- Whole sale trade, retail trade & repair of motor vehicles & motor cycles    | 166            | 20004                     | 347                       | 658                   | 33                            | 1                          | 5                                    | 220                     | 21434          |
| 11 - Whole sale trade ( not covered in item-10 above )                          | 341            | 70451                     | 430                       | 313                   | 146                           | 872                        | 23                                   | 162                     | 72738          |
| 12 - Retail trade ( not covered in item-10 above )                              | 2752           | 627571                    | 897                       | 472                   | 309                           | 1732                       | 88                                   | 3251                    | 637072         |
| 13 - Transportation and storage   | 6954           | 136018                    | 796                       | 772                   | 14                            | 84                         | 85                                   | 832                     | 145555         |
| 14 - Accommodation and Food service activities                                  | 3084           | 85932                     | 260                       | 380                   | 100                           | 49                         | 257                                  | 934                     | 90996          |
| 15 - Information & communication  | 863            | 4019                      | 41                        | 926                   | 26                            | 3                          | 10                                   | 113                     | 6001           |
| 16 - Financial and insurance activities   | 4292           | 8346                      | 1070                      | 552                   | 10929                         | 362                        | 94                                   | 578                     | 26223          |
| 17 - Real estate activities   | 62             | 6235                      | 10                        | 569                   | 0                             | 9                          | 54                                   | 46                      | 6985           |
| 18 - Professional, scientific & technical activities                            | 4886           | 6191                      | 116                       | 6274                  | 25                            | 101                        | 124                                  | 448                     | 18165          |
| 19 - Administrative and support service activities                              | 1650           | 20484                     | 984                       | 5731                  | 295                           | 38                         | 100                                  | 389                     | 29671          |
| 20 - Education  | 288533         | 54147                     | 8486                      | 966                   | 144                           | 248                        | 10046                                | 24421                   | 386991         |
| 21 - Human health & social work activities                                      | 22826          | 8211                      | 897                       | 2937                  | 1034                          | 362                        | 1779                                 | 62003                   | 100049         |
| 22 - Arts entertainment, sports & amusement and recreation                      | 2100           | 5898                      | 845                       | 246                   | 127                           | 121                        | 5553                                 | 1546                    | 16436          |
| 23 - Other service activities not elsewhere classified                          | 5052           | 77586                     | 924                       | 176                   | 561                           | 175                        | 82693                                | 6742                    | 173909         |
| <b>Sub-total: Non-Agricultural Activities</b>                                   | <b>358762</b>  | <b>1637969</b>            | <b>28457</b>              | <b>102388</b>         | <b>25092</b>                  | <b>5171</b>                | <b>101168</b>                        | <b>111515</b>           | <b>2370522</b> |
| <b>Total</b>  | <b>361199</b>  | <b>1967876</b>            | <b>29433</b>              | <b>105974</b>         | <b>39829</b>                  | <b>5353</b>                | <b>101278</b>                        | <b>112363</b>           | <b>2723305</b> |



**Table -9.3 : Broad activity wise total number of persons employed in all urban establishments**

| Broad Activity  | 1 - Govt / PSU | 2 - Private : Proprietary | 3 - Private : Partnership | 4 - Private : Company | 5 - Private : Self Help Group | 6 - Private : Co-operative | 7 - Private : Non-profit Institution | 9 - "Private : Others " | Total          |
|---|----------------|---------------------------|---------------------------|-----------------------|-------------------------------|----------------------------|--------------------------------------|-------------------------|----------------|
| 01 - Activities relating to agriculture other than crop production & plantation | 71             | 1867                      | 28                        | 4                     | 24                            | 0                          | 4                                    | 16                      | 2014           |
| 02 - Livestock  | 116            | 19678                     | 28                        | 9                     | 168                           | 31                         | 92                                   | 28                      | 20150          |
| 03 - Forestry and Logging   | 223            | 1174                      | 6                         | 1                     | 0                             | 0                          | 0                                    | 0                       | 1404           |
| 04 - Fishing and aqua culture   | 28             | 2916                      | 0                         | 0                     | 20                            | 1                          | 2                                    | 33                      | 3000           |
| <b>Sub-total :Agricultural Activities</b>                                       | <b>438</b>     | <b>25635</b>              | <b>62</b>                 | <b>14</b>             | <b>212</b>                    | <b>32</b>                  | <b>98</b>                            | <b>77</b>               | <b>26568</b>   |
| 05 - Mining and quarrying   | 1827           | 579                       | 26                        | 18                    | 0                             | 0                          | 0                                    | 5                       | 2455           |
| 06 - Manufacturing  | 4899           | 135818                    | 2208                      | 3754                  | 716                           | 162                        | 116                                  | 910                     | 148583         |
| 07 - Electricity, gas, steam and air conditioning supply                        | 3131           | 709                       | 43                        | 1042                  | 6                             | 0                          | 0                                    | 276                     | 5207           |
| 08 - Water supply, sewerage, waste management and remediation activities        | 861            | 4306                      | 40                        | 34                    | 0                             | 0                          | 29                                   | 40                      | 5310           |
| 09 - Construction   | 284            | 59226                     | 217                       | 1015                  | 0                             | 7                          | 14                                   | 94                      | 60857          |
| 10- Whole sale trade, retail trade & repair of motor vehicles & motor cycles    | 369            | 41179                     | 751                       | 2595                  | 7                             | 0                          | 41                                   | 504                     | 45446          |
| 11 - Whole sale trade ( not covered in item-10 above )                          | 443            | 42284                     | 1637                      | 1823                  | 32                            | 292                        | 9                                    | 198                     | 46718          |
| 12 - Retail trade ( not covered in item-10 above )                              | 1261           | 355361                    | 2650                      | 1257                  | 94                            | 580                        | 82                                   | 2048                    | 363333         |
| 13 - Transportation and storage   | 9121           | 64292                     | 735                       | 627                   | 4                             | 28                         | 68                                   | 397                     | 75272          |
| 14 - Accommodation and Food service activities                                  | 1903           | 72132                     | 1195                      | 518                   | 11                            | 61                         | 228                                  | 663                     | 76711          |
| 15 - Information & communication  | 2266           | 10114                     | 614                       | 1398                  | 0                             | 0                          | 19                                   | 345                     | 14756          |
| 16 - Financial and insurance activities   | 15057          | 7732                      | 901                       | 4327                  | 736                           | 333                        | 31                                   | 1273                    | 30390          |
| 17 - Real estate activities   | 56             | 38034                     | 54                        | 35                    | 0                             | 0                          | 22                                   | 43                      | 38244          |
| 18 - Professional, scientific & technical activities                            | 7254           | 10485                     | 517                       | 1379                  | 21                            | 59                         | 115                                  | 356                     | 20186          |
| 19 - Administrative and support service activities                              | 2678           | 21738                     | 441                       | 636                   | 41                            | 154                        | 84                                   | 305                     | 26077          |
| 20 - Education  | 46767          | 30911                     | 5448                      | 948                   | 99                            | 253                        | 1730                                 | 5534                    | 91690          |
| 21 - Human health & social work activities                                      | 11036          | 17499                     | 2925                      | 1513                  | 112                           | 171                        | 1452                                 | 1172                    | 35880          |
| 22 - Arts entertainment, sports & amusement and recreation                      | 1395           | 3946                      | 257                       | 70                    | 60                            | 49                         | 1563                                 | 450                     | 7790           |
| 23 - Other service activities not elsewhere classified                          | 1102           | 55615                     | 1010                      | 284                   | 32                            | 81                         | 14705                                | 1763                    | 74592          |
| <b>Sub-total: Non-Agricultural Activities</b>                                   | <b>111710</b>  | <b>971960</b>             | <b>21669</b>              | <b>23273</b>          | <b>1971</b>                   | <b>2230</b>                | <b>20308</b>                         | <b>16376</b>            | <b>1169497</b> |
| <b>Total</b>  | <b>112148</b>  | <b>997595</b>             | <b>21731</b>              | <b>23287</b>          | <b>2183</b>                   | <b>2262</b>                | <b>20406</b>                         | <b>16453</b>            | <b>1196065</b> |

**Table-10.1: Broad activity wise number and percentage distribution of proprietary establishments by social group of the owner in Assam**

| Broad activity  | SC            | % SC        | ST            | % ST        | OBC           | % OBC       | Others         | % Others    |
|---|---------------|-------------|---------------|-------------|---------------|-------------|----------------|-------------|
| 01 - Activities relating to agriculture other than crop production & plantation | 2575          | 8.7         | 4509          | 15.3        | 11839         | 40.2        | 10551          | 35.8        |
| 02 - Livestock  | 8546          | 6.8         | 25557         | 20.4        | 24219         | 19.3        | 66903          | 53.5        |
| 03 - Forestry and Logging   | 1242          | 9.1         | 4022          | 29.3        | 3025          | 22.1        | 5426           | 39.5        |
| 04 - Fishing and aqua culture   | 11063         | 21.8        | 5095          | 10          | 6197          | 12.2        | 28435          | 56          |
| <b>Subtotal: Agricultural Activities</b>  | <b>23426</b>  | <b>10.7</b> | <b>39183</b>  | <b>17.9</b> | <b>45280</b>  | <b>20.7</b> | <b>111315</b>  | <b>50.7</b> |
| 05 - Mining and quarrying   | 310           | 9.7         | 540           | 16.9        | 599           | 18.8        | 1744           | 54.6        |
| 06 - Manufacturing  | 29139         | 14.2        | 22518         | 10.9        | 48562         | 23.6        | 105644         | 51.3        |
| 07 - Electricity, gas, steam and air conditioning supply                        | 48            | 9.6         | 36            | 7.2         | 99            | 19.8        | 316            | 63.4        |
| 08 - Water supply, sewerage, waste management and remediation activities        | 807           | 11.9        | 132           | 1.9         | 657           | 9.7         | 5182           | 76.5        |
| 09 - Construction   | 16781         | 13.4        | 8488          | 6.8         | 24008         | 19.2        | 75606          | 60.6        |
| 10- Whole sale trade, retail trade & repair of motor vehicles & motor cycles    | 2372          | 10.2        | 1200          | 5.2         | 4305          | 18.5        | 15422          | 66.1        |
| 11 - Whole sale trade ( not covered in item-10 above )                          | 5496          | 8.6         | 8296          | 13          | 11260         | 17.7        | 38692          | 60.7        |
| 12 - Retail trade ( not covered in item-10 above )                              | 84581         | 11.7        | 66733         | 9.3         | 154189        | 21.4        | 414582         | 57.6        |
| 13 - Transportation and storage   | 15294         | 9.8         | 12916         | 8.2         | 29281         | 18.7        | 99148          | 63.3        |
| 14 - Accommodation and Food service activities                                  | 8195          | 12.7        | 6184          | 9.6         | 14967         | 23.3        | 35004          | 54.4        |
| 15 - Information & communication  | 608           | 9           | 461           | 6.8         | 1253          | 18.6        | 4421           | 65.6        |
| 16 - Financial and insurance activities   | 1049          | 8.9         | 748           | 6.4         | 2559          | 21.8        | 7386           | 62.9        |
| 17 - Real estate activities   | 3849          | 9.9         | 2380          | 6.1         | 7036          | 18.2        | 25471          | 65.8        |
| 18 - Professional, scientific & technical activities                            | 717           | 9.2         | 354           | 4.6         | 1447          | 18.6        | 5256           | 67.6        |
| 19 - Administrative and support service activities                              | 1963          | 9.9         | 1395          | 7.1         | 4542          | 23          | 11882          | 60          |
| 20 - Education  | 1947          | 8           | 1223          | 5           | 4150          | 17.1        | 16999          | 69.9        |
| 21 - Human health & social work activities                                      | 729           | 9.3         | 417           | 5.3         | 1260          | 16          | 5466           | 69.4        |
| 22 - Arts entertainment, sports & amusement and recreation                      | 545           | 12.4        | 217           | 5           | 857           | 19.6        | 2763           | 63          |
| 23 - Other service activities not elsewhere classified                          | 14444         | 15.3        | 5983          | 6.3         | 21572         | 22.9        | 52285          | 55.5        |
| <b>Subtotal : Non-Agricultural Activities</b>                                   | <b>188874</b> | <b>11.9</b> | <b>140221</b> | <b>8.8</b>  | <b>332603</b> | <b>21</b>   | <b>923269</b>  | <b>58.3</b> |
| <b>All Activities</b>   | <b>212300</b> | <b>11.8</b> | <b>179404</b> | <b>9.9</b>  | <b>377883</b> | <b>20.9</b> | <b>1034584</b> | <b>57.4</b> |

**Table-10.2 : Broad activity wise number and percentage distribution of persons employed in proprietary establishments by social group of the owners**

| <b>Broad activity</b>   | <b>SC</b>     | <b>% SC</b> | <b>ST</b>     | <b>% ST</b> | <b>OBC</b>    | <b>% OBC</b> | <b>Others</b>  | <b>% Others</b> |
|---|---------------|-------------|---------------|-------------|---------------|--------------|----------------|-----------------|
| 01 - Activities relating to agriculture other than crop production & plantation | 3727          | 5.8         | 10643         | 16.6        | 30570         | 47.7         | 19089          | 29.9            |
| 02 - Livestock  | 13149         | 6.5         | 39034         | 19.4        | 38083         | 18.9         | 111195         | 55.2            |
| 03 - Forestry and Logging   | 1544          | 8.6         | 5187          | 29          | 3730          | 20.9         | 7417           | 41.5            |
| 04 - Fishing and aqua culture   | 13836         | 19.2        | 7138          | 9.9         | 8598          | 11.9         | 42602          | 59              |
| <b>Subtotal: Agricultural Activities</b>  | <b>32256</b>  | <b>9.1</b>  | <b>62002</b>  | <b>17.4</b> | <b>80981</b>  | <b>22.8</b>  | <b>180303</b>  | <b>50.7</b>     |
| 05 - Mining and quarrying   | 688           | 8.6         | 953           | 12          | 1442          | 18.1         | 4880           | 61.3            |
| 06 - Manufacturing  | 57679         | 12.5        | 38553         | 8.3         | 99174         | 21.4         | 267201         | 57.8            |
| 07 - Electricity, gas, steam and air conditioning supply                        | 119           | 7.2         | 97            | 5.8         | 302           | 18.1         | 1146           | 68.9            |
| 08 - Water supply, sewerage, waste management and remediation activities        | 1089          | 10.7        | 175           | 1.7         | 1082          | 10.6         | 7847           | 77              |
| 09 - Construction   | 27369         | 12.2        | 15642         | 6.9         | 42725         | 19           | 139351         | 61.9            |
| 10- Whole sale trade, retail trade & repair of motor vehicles & motor cycles    | 5635          | 9.2         | 2870          | 4.7         | 10744         | 17.6         | 41934          | 68.5            |
| 11 - Whole sale trade ( not covered in item-10 above )                          | 9044          | 8           | 13152         | 11.7        | 19348         | 17.2         | 71191          | 63.1            |
| 12 - Retail trade ( not covered in item-10 above )                              | 109947        | 11.2        | 87542         | 8.9         | 204043        | 20.8         | 581400         | 59.1            |
| 13 - Transportation and storage   | 18222         | 9.1         | 16057         | 8           | 37558         | 18.7         | 128473         | 64.2            |
| 14 - Accommodation and Food service activities                                  | 18424         | 11.7        | 13879         | 8.8         | 35291         | 22.3         | 90470          | 57.2            |
| 15 - Information & communication  | 1085          | 7.7         | 757           | 5.4         | 2273          | 16.1         | 10018          | 70.8            |
| 16 - Financial and insurance activities   | 1261          | 7.8         | 871           | 5.4         | 3211          | 20           | 10735          | 66.8            |
| 17 - Real estate activities   | 4317          | 9.8         | 2709          | 6.1         | 7801          | 17.6         | 29442          | 66.5            |
| 18 - Professional, scientific & technical activities                            | 1288          | 7.7         | 598           | 3.6         | 2668          | 16           | 12122          | 72.7            |
| 19 - Administrative and support service activities                              | 4122          | 9.8         | 2498          | 5.9         | 9979          | 23.6         | 25623          | 60.7            |
| 20 - Education  | 4226          | 5           | 3453          | 4.1         | 8918          | 10.5         | 68461          | 80.5            |
| 21 - Human health & social work activities                                      | 1239          | 4.8         | 835           | 3.2         | 2658          | 10.3         | 20978          | 81.7            |
| 22 - Arts entertainment, sports & amusement and recreation                      | 817           | 8.3         | 372           | 3.8         | 1648          | 16.7         | 7007           | 71.2            |
| 23 - Other service activities not elsewhere classified                          | 19763         | 14.8        | 7919          | 5.9         | 29514         | 22.2         | 76005          | 57.1            |
| <b>Subtotal : Non-Agricultural Activities</b>                                   | <b>286334</b> | <b>11</b>   | <b>208932</b> | <b>8</b>    | <b>520379</b> | <b>19.9</b>  | <b>1594284</b> | <b>61.1</b>     |
| <b>All Activities</b>   | <b>318590</b> | <b>10.7</b> | <b>270934</b> | <b>9.1</b>  | <b>601360</b> | <b>20.3</b>  | <b>1774587</b> | <b>59.9</b>     |

**Table 11.1: Broad activity wise number and percentage distribution of proprietary establishments by Religion of the owner**

| <b>Broad activity</b>   | Hindu          | % Hindu     | Islam         | % Islam     | Christian    | % Christian | Sikh        | % Sikh     | Buddhist    | % Buddhist | Parsi     | % Parsi     | Jain        | % Jain     | Others       | % Others   |
|---|----------------|-------------|---------------|-------------|--------------|-------------|-------------|------------|-------------|------------|-----------|-------------|-------------|------------|--------------|------------|
| 01 - Activities relating to agriculture other than crop production & plantation | 20931          | 71.0        | 5904          | 20.0        | 1776         | 6.0         | 22          | 0.1        | 377         | 1.3        | 2         | 0.01        | 15          | 0.1        | 447          | 1.5        |
| 02 - Livestock  | 73882          | 59.0        | 45686         | 36.5        | 3344         | 2.7         | 45          | 0.0        | 140         | 0.1        | 4         | 0.00        | 76          | 0.1        | 2048         | 1.6        |
| 03 - Forestry and Logging   | 7718           | 56.3        | 4493          | 32.8        | 1234         | 9.0         | 8           | 0.1        | 27          | 0.2        | 0         | 0.00        | 6           | 0.0        | 229          | 1.7        |
| 04 - Fishing and aqua culture   | 23703          | 46.7        | 25856         | 50.9        | 651          | 1.3         | 10          | 0.0        | 7           | 0.0        | 0         | 0.00        | 33          | 0.1        | 530          | 1.0        |
| <b>Subtotal: Agricultural Activities</b>  | <b>126234</b>  | <b>57.6</b> | <b>81939</b>  | <b>37.4</b> | <b>7005</b>  | <b>3.2</b>  | <b>85</b>   | <b>0.0</b> | <b>551</b>  | <b>0.3</b> | <b>6</b>  | <b>0.00</b> | <b>130</b>  | <b>0.1</b> | <b>3254</b>  | <b>1.5</b> |
| 05 - Mining and quarrying   | 1644           | 51.5        | 1354          | 42.4        | 108          | 3.4         | 6           | 0.2        | 3           | 0.1        | 0         | 0.00        | 6           | 0.2        | 72           | 2.3        |
| 06 - Manufacturing  | 142252         | 69.1        | 55678         | 27.0        | 3068         | 1.5         | 278         | 0.1        | 268         | 0.1        | 5         | 0.00        | 406         | 0.2        | 3908         | 1.9        |
| 07 - Electricity, gas, steam and air conditioning supply                        | 330            | 66.1        | 107           | 21.4        | 3            | 0.6         | 0           | 0.0        | 2           | 0.4        | 0         | 0.00        | 0           | 0.0        | 57           | 11.4       |
| 08 - Water supply, sewerage, waste management and remediation activities        | 2282           | 33.7        | 4269          | 63.0        | 33           | 0.5         | 3           | 0.0        | 6           | 0.1        | 0         | 0.00        | 6           | 0.1        | 179          | 2.6        |
| 09 - Construction   | 65838          | 52.7        | 55883         | 44.7        | 1413         | 1.1         | 85          | 0.1        | 47          | 0.0        | 3         | 0.00        | 135         | 0.1        | 1479         | 1.2        |
| 10- Whole sale trade, retail trade & repair of motor vehicles & motor cycles    | 15408          | 66.1        | 6423          | 27.6        | 142          | 0.6         | 358         | 1.5        | 27          | 0.1        | 0         | 0.00        | 290         | 1.2        | 651          | 2.8        |
| 11 - Whole sale trade ( not covered in item-10 above )                          | 35377          | 55.5        | 23831         | 37.4        | 2596         | 4.1         | 85          | 0.1        | 77          | 0.1        | 2         | 0.00        | 807         | 1.3        | 969          | 1.5        |
| 12 - Retail trade ( not covered in item-10 above )                              | 465020         | 64.6        | 223740        | 31.1        | 13821        | 1.9         | 592         | 0.1        | 955         | 0.1        | 22        | 0.00        | 2754        | 0.4        | 13181        | 1.8        |
| 13 - Transportation and storage   | 83188          | 53.1        | 68389         | 43.7        | 1837         | 1.2         | 327         | 0.2        | 75          | 0.0        | 7         | 0.00        | 486         | 0.3        | 2330         | 1.5        |
| 14 - Accommodation and Food service activities                                  | 46180          | 71.8        | 15010         | 23.3        | 1451         | 2.3         | 108         | 0.2        | 72          | 0.1        | 1         | 0.00        | 115         | 0.2        | 1413         | 2.2        |
| 15 - Information & communication  | 4900           | 72.7        | 1510          | 22.4        | 65           | 1.0         | 7           | 0.1        | 2           | 0.0        | 0         | 0.00        | 23          | 0.3        | 236          | 3.5        |
| 16 - Financial and insurance activities   | 9251           | 78.8        | 1926          | 16.4        | 80           | 0.7         | 21          | 0.2        | 7           | 0.1        | 0         | 0.00        | 38          | 0.3        | 419          | 3.6        |
| 17 - Real estate activities   | 32779          | 84.6        | 5091          | 13.1        | 228          | 0.6         | 84          | 0.2        | 24          | 0.1        | 5         | 0.01        | 115         | 0.3        | 410          | 1.1        |
| 18 - Professional, scientific & technical activities                            | 5909           | 76.0        | 1412          | 18.2        | 66           | 0.8         | 20          | 0.3        | 3           | 0.0        | 2         | 0.03        | 95          | 1.2        | 267          | 3.4        |
| 19 - Administrative and support service activities                              | 15018          | 75.9        | 3968          | 20.1        | 191          | 1.0         | 91          | 0.5        | 9           | 0.0        | 1         | 0.01        | 70          | 0.4        | 434          | 2.2        |
| 20 - Education  | 15098          | 62.1        | 3274          | 13.5        | 367          | 1.5         | 36          | 0.1        | 11          | 0.0        | 0         | 0.00        | 54          | 0.2        | 5479         | 22.5       |
| 21 - Human health & social work activities                                      | 5417           | 68.8        | 1671          | 21.2        | 64           | 0.8         | 19          | 0.2        | 3           | 0.0        | 0         | 0.00        | 27          | 0.3        | 671          | 8.5        |
| 22 - Arts entertainment, sports & amusement and recreation                      | 2762           | 63.0        | 737           | 16.8        | 41           | 0.9         | 5           | 0.1        | 3           | 0.1        | 0         | 0.00        | 7           | 0.2        | 827          | 18.9       |
| 23 - Other service activities not elsewhere classified                          | 66865          | 70.9        | 22837         | 24.2        | 1147         | 1.2         | 100         | 0.1        | 64          | 0.1        | 2         | 0.00        | 146         | 0.2        | 3123         | 3.3        |
| <b>Subtotal : Non-Agricultural Activities</b>                                   | <b>1015518</b> | <b>64.1</b> | <b>497110</b> | <b>31.4</b> | <b>26721</b> | <b>1.7</b>  | <b>2225</b> | <b>0.1</b> | <b>1658</b> | <b>0.1</b> | <b>50</b> | <b>0.00</b> | <b>5580</b> | <b>0.4</b> | <b>36105</b> | <b>2.3</b> |
| <b>Total</b>  | <b>1141752</b> | <b>63.3</b> | <b>579049</b> | <b>32.1</b> | <b>33726</b> | <b>1.9</b>  | <b>2310</b> | <b>0.1</b> | <b>2209</b> | <b>0.1</b> | <b>56</b> | <b>0.00</b> | <b>5710</b> | <b>0.3</b> | <b>39359</b> | <b>2.2</b> |

**Table-11.2: Broad activity wise Number and Percentage distribution of persons employed in proprietary establishments by Religion of the owner**

| <b>Broad activity</b>   | Hindu          | % Hindu     | Islam         | % Islam     | Christian    | % Christian | Sikh        | % Sikh    | Buddhist    | % Buddhist | Parsi     | % Parsi   | Jain         | % Jain    | Others        | % Others   |
|---|----------------|-------------|---------------|-------------|--------------|-------------|-------------|-----------|-------------|------------|-----------|-----------|--------------|-----------|---------------|------------|
| 01 - Activities relating to agriculture other than crop production & plantation | 49538          | 77.4        | 8591          | 13.4        | 3350         | 5.2         | 36          | .1        | 1521        | 2.4        | 7         | .0        | 26           | .0        | 960           | 1.5        |
| 02 - Livestock  | 118038         | 58.6        | 74509         | 37.0        | 5066         | 2.5         | 79          | .0        | 258         | .1         | 6         | .0        | 123          | .1        | 3382          | 1.7        |
| 03 - Forestry and Logging   | 10088          | 56.4        | 5844          | 32.7        | 1534         | 8.6         | 17          | .1        | 40          | .2         | 0         | .0        | 16           | .1        | 339           | 1.9        |
| 04 - Fishing and aqua culture   | 31935          | 44.2        | 38549         | 53.4        | 813          | 1.1         | 15          | .0        | 10          | .0         | 0         | .0        | 38           | .1        | 814           | 1.1        |
| <b>Subtotal: Agricultural Activities</b>  | <b>209599</b>  | <b>59.0</b> | <b>127493</b> | <b>35.9</b> | <b>10763</b> | <b>3.0</b>  | <b>147</b>  | <b>.0</b> | <b>1829</b> | <b>.5</b>  | <b>13</b> | <b>.0</b> | <b>203</b>   | <b>.1</b> | <b>5495</b>   | <b>1.5</b> |
| 05 - Mining and quarrying   | 4662           | 58.5        | 2451          | 30.8        | 221          | 2.8         | 36          | .5        | 12          | .2         | 0         | .0        | 173          | 2.2       | 408           | 5.1        |
| 06 - Manufacturing  | 321586         | 69.5        | 116287        | 25.1        | 4793         | 1.0         | 1104        | .2        | 798         | .2         | 12        | .0        | 3092         | .7        | 14935         | 3.2        |
| 07 - Electricity, gas, steam and air conditioning supply                        | 1009           | 60.6        | 214           | 12.9        | 13           | .8          | 0           | .0        | 5           | .3         | 0         | .0        | 0            | .0        | 423           | 25.4       |
| 08 - Water supply, sewerage, waste management and remediation activities        | 3813           | 37.4        | 5765          | 56.6        | 40           | .4          | 6           | .1        | 11          | .1         | 0         | .0        | 33           | .3        | 525           | 5.2        |
| 09 - Construction   | 120012         | 53.3        | 99136         | 44.0        | 2232         | 1.0         | 210         | .1        | 95          | .0         | 6         | .0        | 371          | .2        | 3025          | 1.3        |
| 10- Whole sale trade, retail trade & repair of motor vehicles & motor cycles    | 41516          | 67.9        | 14590         | 23.8        | 313          | .5          | 1259        | 2.1       | 87          | .1         | 0         | .0        | 1257         | 2.1       | 2161          | 3.5        |
| 11 - Whole sale trade ( not covered in item-10 above )                          | 67021          | 59.5        | 35602         | 31.6        | 3863         | 3.4         | 243         | .2        | 160         | .1         | 2         | .0        | 3045         | 2.7       | 2799          | 2.5        |
| 12 - Retail trade ( not covered in item-10 above )                              | 651182         | 66.2        | 284975        | 29.0        | 18054        | 1.8         | 1215        | .1        | 1488        | .2         | 29        | .0        | 7506         | .8        | 18483         | 1.9        |
| 13 - Transportation and storage   | 110507         | 55.2        | 82055         | 41.0        | 2212         | 1.1         | 732         | .4        | 103         | .1         | 9         | .0        | 1212         | .6        | 3480          | 1.7        |
| 14 - Accommodation and Food service activities                                  | 118042         | 74.7        | 31941         | 20.2        | 3091         | 2.0         | 501         | .3        | 212         | .1         | 3         | .0        | 435          | .3        | 3839          | 2.4        |
| 15 - Information & communication  | 11040          | 78.1        | 2303          | 16.3        | 92           | .7          | 9           | .1        | 3           | .0         | 0         | .0        | 57           | .4        | 629           | 4.5        |
| 16 - Financial and insurance activities   | 11692          | 72.7        | 2441          | 15.2        | 105          | .7          | 29          | .2        | 9           | .1         | 0         | .0        | 60           | .4        | 1742          | 10.8       |
| 17 - Real estate activities   | 36786          | 83.1        | 5698          | 12.9        | 260          | .6          | 98          | .2        | 26          | .1         | 7         | .0        | 835          | 1.9       | 559           | 1.3        |
| 18 - Professional, scientific & technical activities                            | 12268          | 73.6        | 2178          | 13.1        | 148          | .9          | 122         | .7        | 6           | .0         | 3         | .0        | 555          | 3.3       | 1396          | 8.4        |
| 19 - Administrative and support service activities                              | 33290          | 78.8        | 6918          | 16.4        | 320          | .8          | 241         | .6        | 13          | .0         | 1         | .0        | 191          | .5        | 1248          | 3.0        |
| 20 - Education  | 34720          | 40.8        | 7407          | 8.7         | 2549         | 3.0         | 190         | .2        | 46          | .1         | 0         | .0        | 164          | .2        | 39982         | 47.0       |
| 21 - Human health & social work activities                                      | 17605          | 68.5        | 3221          | 12.5        | 193          | .8          | 69          | .3        | 10          | .0         | 0         | .0        | 121          | .5        | 4491          | 17.5       |
| 22 - Arts entertainment, sports & amusement and recreation                      | 5331           | 54.2        | 1190          | 12.1        | 61           | .6          | 19          | .2        | 12          | .1         | 0         | .0        | 16           | .2        | 3215          | 32.7       |
| 23 - Other service activities not elsewhere classified                          | 94981          | 71.3        | 30453         | 22.9        | 1474         | 1.1         | 191         | .1        | 107         | .1         | 3         | .0        | 299          | .2        | 5693          | 4.3        |
| <b>Subtotal : Non-Agricultural Activities</b>                                   | <b>1697063</b> | <b>65.0</b> | <b>734825</b> | <b>28.2</b> | <b>40034</b> | <b>1.5</b>  | <b>6274</b> | <b>.2</b> | <b>3203</b> | <b>.1</b>  | <b>75</b> | <b>.0</b> | <b>19422</b> | <b>.7</b> | <b>109033</b> | <b>4.2</b> |
| <b>Total</b>  | <b>1906662</b> | <b>64.3</b> | <b>862318</b> | <b>29.1</b> | <b>50797</b> | <b>1.7</b>  | <b>6421</b> | <b>.2</b> | <b>5032</b> | <b>.2</b>  | <b>88</b> | <b>.0</b> | <b>19625</b> | <b>.7</b> | <b>114528</b> | <b>3.9</b> |

**Table-12.1: Broad Activity wise distribution of proprietary establishments by sex (Male, Female, Others) of the owner in Assam**

| <b>Broad activity</b>   | Total No. of Establishments | No. of Proprietary Establishments | % Proprietary Establishments | Male Owners    | Female Owners | Other Owners |
|---|-----------------------------|-----------------------------------|------------------------------|----------------|---------------|--------------|
| 01 - Activities relating to agriculture other than crop production & plantation | 29860                       | 29474                             | 98.7                         | 26739          | 2722          | 13           |
| 02 - Livestock  | 127179                      | 125225                            | 98.5                         | 94981          | 30090         | 154          |
| 03 - Forestry and Logging   | 13876                       | 13715                             | 98.8                         | 12966          | 731           | 18           |
| 04 - Fishing and aqua culture   | 51005                       | 50790                             | 99.6                         | 49361          | 1385          | 44           |
| <b>Subtotal : Agricultural Activities</b>                                       | <b>221920</b>               | <b>219204</b>                     | <b>98.8</b>                  | <b>184047</b>  | <b>34928</b>  | <b>229</b>   |
| 05 - Mining and quarrying   | 3346                        | 3193                              | 95.4                         | 2976           | 211           | 6            |
| 06 - Manufacturing  | 210080                      | 205863                            | 98.0                         | 160250         | 45329         | 284          |
| 07 - Electricity, gas, steam and air conditioning supply                        | 1303                        | 499                               | 38.3                         | 467            | 32            | 0            |
| 08 - Water supply, sewerage, waste management and remediation activities        | 10134                       | 6778                              | 66.9                         | 6524           | 243           | 11           |
| 09 - Construction   | 125472                      | 124883                            | 99.5                         | 122937         | 1832          | 114          |
| 10- Whole sale trade, retail trade & repair of motor vehicles & motor cycles    | 23950                       | 23299                             | 97.3                         | 22908          | 367           | 24           |
| 11 - Whole sale trade ( not covered in item-10 above )                          | 64896                       | 63744                             | 98.2                         | 61607          | 2074          | 63           |
| 12 - Retail trade ( not covered in item-10 above )                              | 729304                      | 720085                            | 98.7                         | 686123         | 33080         | 882          |
| 13 - Transportation and storage   | 161353                      | 156639                            | 97.1                         | 154306         | 2145          | 188          |
| 14 - Accomodation and and Food service activities                               | 67266                       | 64350                             | 95.7                         | 59770          | 4429          | 151          |
| 15 - Information & communication  | 8197                        | 6743                              | 82.3                         | 6370           | 353           | 20           |
| 16 - Financial and insurance activities   | 17276                       | 11742                             | 68.0                         | 10451          | 1267          | 24           |
| 17 - Real estate activities   | 38880                       | 38736                             | 99.6                         | 31558          | 7132          | 46           |
| 18 - Professional, scientific & technical activities                            | 10009                       | 7774                              | 77.7                         | 7287           | 471           | 16           |
| 19 - Administrative and support service activities                              | 21115                       | 19782                             | 93.7                         | 18928          | 830           | 24           |
| 20 - Education  | 107469                      | 24319                             | 22.6                         | 18490          | 5649          | 180          |
| 21 - Human health & social work activities                                      | 15041                       | 7872                              | 52.3                         | 7152           | 685           | 35           |
| 22 - Arts entertainment, sports & amusement and recreation                      | 9366                        | 4382                              | 46.8                         | 3843           | 515           | 24           |
| 23 - Other service activities not else where classified                         | 163420                      | 94284                             | 57.7                         | 84556          | 9539          | 189          |
| <b>Subtotal : Non -Agricultural Activities</b>                                  | <b>1787877</b>              | <b>1584967</b>                    | <b>88.7</b>                  | <b>1466503</b> | <b>116183</b> | <b>2281</b>  |
| <b>Total</b>  | <b>2009797</b>              | <b>1804171</b>                    | <b>89.8</b>                  | <b>1650550</b> | <b>151111</b> | <b>2510</b>  |

**Table-12. 2: Broad Activity wise distribution of proprietary establishments located in rural areas by sex (Male, Female, Others) of the owner**

| Broad Activity  | Total No. of Persons Employed | Total Persons Employed in Proprietary establishments | % of Persons Employed in Proprietary Establishments | Male owners    | Female owners | Other owners |
|---|-------------------------------|--|---|----------------|---------------|--------------|
| 01 - Activities relating to agriculture other than crop production & plantation | 67704                         | 62162  | 91.8  | 57851          | 4290          | 21           |
| 02 - Livestock  | 197197                        | 181783   | 92.2  | 142857         | 38666         | 260          |
| 03 - Forestry and Logging   | 17304                         | 16704  | 96.5  | 15816          | 851           | 37           |
| 04 - Fishing and aqua culture   | 70578                         | 69258  | 98.1  | 67165          | 2005          | 88           |
| <b>Subtotal: Agricultural Activities</b>  | <b>352783</b>                 | <b>329907</b>  | <b>93.5</b>   | <b>283689</b>  | <b>45812</b>  | <b>406</b>   |
| 05 - Mining and quarrying   | 9489                          | 7384   | 77.8  | 6939           | 432           | 13           |
| 06 - Manufacturing  | 442659                        | 326789   | 73.8  | 271532         | 54444         | 813          |
| 07 - Electricity, gas, steam and air conditioning supply                        | 5250                          | 955  | 18.2  | 711            | 244           | 0            |
| 08 - Water supply, sewerage, waste management and remediation activities        | 11771                         | 5887   | 50.0  | 5541           | 335           | 11           |
| 09 - Construction   | 169128                        | 165861   | 98.1  | 163308         | 2430          | 123          |
| 10- Whole sale trade, retail trade & repair of motor vehicles & motor cycles    | 21434                         | 20004  | 93.3  | 19625          | 342           | 37           |
| 11 - Whole sale trade ( not covered in item-10 above )                          | 72738                         | 70451  | 96.9  | 67904          | 2460          | 87           |
| 12 - Retail trade ( not covered in item-10 above )                              | 637072                        | 627571   | 98.5  | 598076         | 28587         | 908          |
| 13 - Transportation and storage   | 145555                        | 136018   | 93.4  | 133773         | 2035          | 210          |
| 14 - Accommodation and Food service activities                                  | 90996                         | 85932  | 94.4  | 80363          | 5125          | 444          |
| 15 - Information & communication  | 6001                          | 4019   | 67.0  | 3788           | 210           | 21           |
| 16 - Financial and insurance activities   | 26223                         | 8346   | 31.8  | 6619           | 1700          | 27           |
| 17 - Real estate activities   | 6985                          | 6235   | 89.3  | 5410           | 812           | 13           |
| 18 - Professional, scientific & technical activities                            | 18165                         | 6191   | 34.1  | 5727           | 423           | 41           |
| 19 - Administrative and support service activities                              | 29671                         | 20484  | 69.0  | 19632          | 832           | 20           |
| 20 - Education  | 386991                        | 54147  | 14.0  | 36691          | 16192         | 1264         |
| 21 - Human health & social work activities                                      | 100049                        | 8211   | 8.2   | 6349           | 1819          | 43           |
| 22 - Arts entertainment, sports & amusement and recreation                      | 16436                         | 5898   | 35.9  | 4765           | 1095          | 38           |
| 23 - Other service activities not elsewhere classified                          | 173909                        | 77586  | 44.6  | 70816          | 6576          | 194          |
| <b>Subtotal : Non-Agricultural Activities</b>                                   | <b>2370522</b>                | <b>1637969</b>                                       | <b>69.1</b>   | <b>1507569</b> | <b>126093</b> | <b>4307</b>  |
| <b>Total</b>  | <b>2723305</b>                | <b>1967876</b>                                       | <b>72.3</b>   | <b>1791258</b> | <b>171905</b> | <b>4713</b>  |

**Table-12. 3: Broad Activity wise distribution of proprietary establishments located in urban areas by sex (Male, Female, Others) of the owner**

| Broad Activity  | Total No. of Persons Employed | Total Persons Employed in Proprietary establishments | % of Persons Employed in Proprietary Establishments | Male owners   | Female owners | Other owners |
|---|-------------------------------|--|---|---------------|---------------|--------------|
| 01 - Activities relating to agriculture other than crop production & plantation | 2014                          | 1867   | 92.7  | 1655          | 207           | 5            |
| 02 - Livestock  | 20150                         | 19678  | 97.7  | 15588         | 4057          | 33           |
| 03 - Forestry and Logging   | 1404                          | 1174   | 83.6  | 1127          | 47            | 0            |
| 04 - Fishing and aqua culture   | 3000                          | 2916   | 97.2  | 2796          | 113           | 7            |
| <b>Subtotal: Agricultural Activities</b>  | <b>26568</b>                  | <b>25635</b>   | <b>96.5</b>   | <b>21166</b>  | <b>4424</b>   | <b>45</b>    |
| 05 - Mining and quarrying   | 2455                          | 579  | 23.6  | 559           | 19            | 1            |
| 06 - Manufacturing  | 148583                        | 135818   | 91.4  | 116542        | 19088         | 188          |
| 07 - Electricity, gas, steam and air conditioning supply                        | 5207                          | 709  | 13.6  | 675           | 34            | 0            |
| 08 - Water supply, sewerage, waste management and remediation activities        | 5310                          | 4306   | 81.1  | 4136          | 166           | 4            |
| 09 - Construction   | 60857                         | 59226  | 97.3  | 58339         | 816           | 71           |
| 10- Whole sale trade, retail trade & repair of motor vehicles & motor cycles    | 45446                         | 41179  | 90.6  | 40390         | 744           | 45           |
| 11 - Whole sale trade ( not covered in item-10 above )                          | 46718                         | 42284  | 90.5  | 41180         | 1040          | 64           |
| 12 - Retail trade ( not covered in item-10 above )                              | 363333                        | 355361   | 97.8  | 339272        | 15542         | 547          |
| 13 - Transportation and storage   | 75272                         | 64292  | 85.4  | 63119         | 1073          | 100          |
| 14 - Accommodation and Food service activities                                  | 76711                         | 72132  | 94.0  | 67488         | 4501          | 143          |
| 15 - Information & communication  | 14756                         | 10114  | 68.5  | 9270          | 792           | 52           |
| 16 - Financial and insurance activities   | 30390                         | 7732   | 25.4  | 6597          | 1122          | 13           |
| 17 - Real estate activities   | 38244                         | 38034  | 99.5  | 31033         | 6952          | 49           |
| 18 - Professional, scientific & technical activities                            | 20186                         | 10485  | 51.9  | 9809          | 650           | 26           |
| 19 - Administrative and support service activities                              | 26077                         | 21738  | 83.4  | 20793         | 881           | 64           |
| 20 - Education  | 91690                         | 30911  | 33.7  | 23154         | 7524          | 233          |
| 21 - Human health & social work activities                                      | 35880                         | 17499  | 48.8  | 16168         | 1188          | 143          |
| 22 - Arts entertainment, sports & amusement and recreation                      | 7790                          | 3946   | 50.7  | 3544          | 376           | 26           |
| 23 - Other service activities not elsewhere classified                          | 74592                         | 55615  | 74.6  | 46668         | 8832          | 115          |
| <b>Subtotal : Non-Agricultural Activities</b>                                   | <b>1169497</b>                | <b>971960</b>  | <b>83.1</b>   | <b>898736</b> | <b>71340</b>  | <b>1884</b>  |
| <b>Total</b>  | <b>1196065</b>                | <b>997595</b>  | <b>83.4</b>   | <b>919902</b> | <b>75764</b>  | <b>1929</b>  |



**Table-13.1 : Broad activity wise number of establishments sector and nature of operation**

| Broad Activity  | Rural          |               |              | Urban         |              |             | Combined       |               |              |
|---|----------------|---------------|--------------|---------------|--------------|-------------|----------------|---------------|--------------|
|   | Perennial      | Seasonal      | Casual       | Perennial     | Seasonal     | Casual      | Perennial      | Seasonal      | Casual       |
| 01 - Activities relating to agriculture other than crop production & plantation | 19013          | 8982          | 630          | 973           | 177          | 85          | 19986          | 9159          | 715          |
| 02 - Livestock  | 100477         | 9562          | 5636         | 10391         | 574          | 539         | 110868         | 10136         | 6175         |
| 03 - Forestry and Logging   | 9715           | 2222          | 1161         | 715           | 44           | 19          | 10430          | 2266          | 1180         |
| 04 - Fishing and aqua culture   | 38834          | 8774          | 1210         | 1973          | 149          | 65          | 40807          | 8923          | 1275         |
| <b>Subtotal : Agricultural Activities</b>                                       | <b>168039</b>  | <b>29540</b>  | <b>8637</b>  | <b>14052</b>  | <b>944</b>   | <b>708</b>  | <b>182091</b>  | <b>30484</b>  | <b>9345</b>  |
| 05 - Mining and quarrying   | 2266           | 780           | 81           | 183           | 32           | 4           | 2449           | 812           | 85           |
| 06 - Manufacturing  | 136186         | 14691         | 4338         | 52806         | 1511         | 548         | 188992         | 16202         | 4886         |
| 07 - Electricity, gas, steam and air conditioning supply                        | 868            | 31            | 14           | 386           | 3            | 1           | 1254           | 34            | 15           |
| 08 - Water supply, sewerage, waste management and remediation activities        | 6883           | 314           | 113          | 2739          | 58           | 27          | 9622           | 372           | 140          |
| 09 - Construction   | 85078          | 7183          | 2845         | 27744         | 1595         | 1027        | 112822         | 8778          | 3872         |
| 10- Whole sale trade, retail trade & repair of motor vehicles & motor cycles    | 9277           | 138           | 70           | 14354         | 72           | 39          | 23631          | 210           | 109          |
| 11 - Whole sale trade ( not covered in item-10 above )                          | 33895          | 10656         | 1755         | 17403         | 938          | 249         | 51298          | 11594         | 2004         |
| 12 - Retail trade ( not covered in item-10 above )                              | 460483         | 36227         | 7071         | 220589        | 3731         | 1203        | 681072         | 39958         | 8274         |
| 13 - Transportation and storage   | 107079         | 4188          | 1648         | 47017         | 998          | 423         | 154096         | 5186          | 2071         |
| 14 - Accommodation and Food service activities                                  | 40122          | 1107          | 292          | 25298         | 335          | 112         | 65420          | 1442          | 404          |
| 15 - Information & communication  | 3588           | 39            | 14           | 4517          | 24           | 15          | 8105           | 63            | 29           |
| 16 - Financial and insurance activities   | 8970           | 128           | 88           | 7963          | 57           | 70          | 16933          | 185           | 158          |
| 17 - Real estate activities   | 4750           | 82            | 53           | 33758         | 175          | 62          | 38508          | 257           | 115          |
| 18 - Professional, scientific & technical activities                            | 4330           | 112           | 17           | 5486          | 38           | 26          | 9816           | 150           | 43           |
| 19 - Administrative and support service activities                              | 9652           | 686           | 157          | 10381         | 189          | 50          | 20033          | 875           | 207          |
| 20 - Education  | 90111          | 740           | 345          | 15769         | 300          | 204         | 105880         | 1040          | 549          |
| 21 - Human health & social work activities                                      | 9574           | 104           | 123          | 5161          | 36           | 43          | 14735          | 140           | 166          |
| 22 - Arts entertainment, sports & amusement and recreation                      | 5681           | 544           | 438          | 2443          | 162          | 98          | 8124           | 706           | 536          |
| 23 - Other service activities not elsewhere classified                          | 114485         | 2927          | 1649         | 43035         | 885          | 439         | 157520         | 3812          | 2088         |
| <b>Subtotal : Non-Agricultural Activities</b>                                   | <b>1133278</b> | <b>80677</b>  | <b>21111</b> | <b>537032</b> | <b>11139</b> | <b>4640</b> | <b>1670310</b> | <b>91816</b>  | <b>25751</b> |
| <b>Total</b>  | <b>1301317</b> | <b>110217</b> | <b>29748</b> | <b>551084</b> | <b>12083</b> | <b>5348</b> | <b>1852401</b> | <b>122300</b> | <b>35096</b> |

**Table-13.2 : Broad activity wise number of persons employed by sector and nature of operation**

| Broad Activity  | Rural          |               |              | Urban          |              |             | Combined       |               |              |
|---|----------------|---------------|--------------|----------------|--------------|-------------|----------------|---------------|--------------|
|   | Perennial      | Seasonal      | Casual       | Perennial      | Seasonal     | Casual      | Perennial      | Seasonal      | Casual       |
| 01 - Activities relating to agriculture other than crop production & plantation | 45165          | 21551         | 988          | 1672           | 234          | 108         | 46837          | 21785         | 1096         |
| 02 - Livestock  | 174374         | 14489         | 8334         | 18598          | 917          | 635         | 192972         | 15406         | 8969         |
| 03 - Forestry and Logging   | 12932          | 2893          | 1479         | 1326           | 59           | 19          | 14258          | 2952          | 1498         |
| 04 - Fishing and aqua culture   | 56042          | 12904         | 1632         | 2727           | 184          | 89          | 58769          | 13088         | 1721         |
| <b>Subtotal : Agricultural Activities</b>                                       | <b>288513</b>  | <b>51837</b>  | <b>12433</b> | <b>24323</b>   | <b>1394</b>  | <b>851</b>  | <b>312836</b>  | <b>53231</b>  | <b>13284</b> |
| 05 - Mining and quarrying   | 7653           | 1684          | 152          | 2361           | 90           | 4           | 10014          | 1774          | 156          |
| 06 - Manufacturing  | 373481         | 61099         | 8079         | 143466         | 4246         | 871         | 516947         | 65345         | 8950         |
| 07 - Electricity, gas, steam and air conditioning supply                        | 5149           | 78            | 23           | 5198           | 6            | 3           | 10347          | 84            | 26           |
| 08 - Water supply, sewerage, waste management and remediation activities        | 11128          | 492           | 151          | 5173           | 89           | 48          | 16301          | 581           | 199          |
| 09 - Construction   | 152330         | 11977         | 4821         | 55284          | 3380         | 2193        | 207614         | 15357         | 7014         |
| 10- Whole sale trade, retail trade & repair of motor vehicles & motor cycles    | 21115          | 222           | 97           | 45192          | 181          | 73          | 66307          | 403           | 170          |
| 11 - Whole sale trade ( not covered in item-10 above )                          | 52868          | 17418         | 2452         | 44435          | 1961         | 322         | 97303          | 19379         | 2774         |
| 12 - Retail trade ( not covered in item-10 above )                              | 581428         | 47234         | 8410         | 357077         | 4822         | 1434        | 938505         | 52056         | 9844         |
| 13 - Transportation and storage   | 137913         | 5664          | 1978         | 73373          | 1402         | 497         | 211286         | 7066          | 2475         |
| 14 - Accommodation and Food service activities                                  | 88816          | 1704          | 476          | 75970          | 565          | 176         | 164786         | 2269          | 652          |
| 15 - Information & communication  | 5871           | 99            | 31           | 14681          | 52           | 23          | 20552          | 151           | 54           |
| 16 - Financial and insurance activities   | 25723          | 337           | 163          | 30159          | 149          | 82          | 55882          | 486           | 245          |
| 17 - Real estate activities   | 6745           | 169           | 71           | 37915          | 245          | 84          | 44660          | 414           | 155          |
| 18 - Professional, scientific & technical activities                            | 17432          | 678           | 55           | 20023          | 109          | 54          | 37455          | 787           | 109          |
| 19 - Administrative and support service activities                              | 27505          | 1858          | 308          | 25400          | 544          | 133         | 52905          | 2402          | 441          |
| 20 - Education  | 384640         | 1792          | 559          | 90719          | 585          | 386         | 475359         | 2377          | 945          |
| 21 - Human health & social work activities                                      | 99380          | 293           | 376          | 35644          | 66           | 170         | 135024         | 359           | 546          |
| 22 - Arts entertainment, sports & amusement and recreation                      | 14331          | 1200          | 905          | 7147           | 461          | 182         | 21478          | 1661          | 1087         |
| 23 - Other service activities not elsewhere classified                          | 167072         | 3721          | 3116         | 72539          | 1133         | 920         | 239611         | 4854          | 4036         |
| <b>Subtotal : Non-Agricultural Activities</b>                                   | <b>2180580</b> | <b>157719</b> | <b>32223</b> | <b>1141756</b> | <b>20086</b> | <b>7655</b> | <b>3322336</b> | <b>177805</b> | <b>39878</b> |
| <b>Total</b>  | <b>2469093</b> | <b>209556</b> | <b>44656</b> | <b>1166079</b> | <b>21480</b> | <b>8506</b> | <b>3635172</b> | <b>231036</b> | <b>53162</b> |

**Table-14.1 : District wise number of establishments by sector and nature of operation**

| District                 | Rural          |               |              | Urban         |              |             | Combined       |               |              |
|--------------------------|----------------|---------------|--------------|---------------|--------------|-------------|----------------|---------------|--------------|
|                          | Perinnial      | Seasonal      | Casual       | Perinnial     | Seasonal     | Casual      | Perinnial      | Seasonal      | Casual       |
| 01 - Kokrajhar           | 37831          | 1734          | 690          | 7678          | 215          | 136         | 45509          | 1949          | 826          |
| 02 - Dhubri              | 68040          | 2919          | 534          | 18753         | 498          | 108         | 86793          | 3417          | 642          |
| 03 - Goalpara            | 37721          | 2024          | 553          | 10446         | 320          | 33          | 48167          | 2344          | 586          |
| 04 - Barpeta             | 134630         | 5019          | 1365         | 29244         | 107          | 16          | 163874         | 5126          | 1381         |
| 05 - Morigaon            | 32695          | 2456          | 536          | 7767          | 254          | 73          | 40462          | 2710          | 609          |
| 06 - Nagaon              | 127212         | 12115         | 5413         | 46295         | 1232         | 447         | 173507         | 13347         | 5860         |
| 07 - Sonitpur            | 68251          | 2745          | 790          | 19479         | 151          | 50          | 87730          | 2896          | 840          |
| 08 - Lakhimpur           | 39480          | 4134          | 824          | 11829         | 219          | 82          | 51309          | 4353          | 906          |
| 09 - Dhemaji             | 22529          | 764           | 616          | 4275          | 33           | 5           | 26804          | 797           | 621          |
| 10 - Tinsukia            | 35288          | 5975          | 733          | 27980         | 806          | 311         | 63268          | 6781          | 1044         |
| 11 - Dibrugarh           | 41156          | 1897          | 878          | 24478         | 261          | 238         | 65634          | 2158          | 1116         |
| 12 - Sivasagar           | 49797          | 3772          | 927          | 13045         | 120          | 210         | 62842          | 3892          | 1137         |
| 13 - Jorhat              | 55494          | 5621          | 1510         | 25092         | 714          | 252         | 80586          | 6335          | 1762         |
| 14 - Golaghat            | 49625          | 2146          | 553          | 11325         | 102          | 30          | 60950          | 2248          | 583          |
| 15 - Karbi Anglong       | 28274          | 11302         | 4567         | 9570          | 426          | 1093        | 37844          | 11728         | 5660         |
| 16 - Dima Hasao          | 6468           | 6135          | 1687         | 4945          | 452          | 529         | 11413          | 6587          | 2216         |
| 17 - Cachar              | 93052          | 12685         | 1575         | 27402         | 870          | 293         | 120454         | 13555         | 1868         |
| 18 - Karimganj           | 68718          | 6888          | 1421         | 9890          | 371          | 102         | 78608          | 7259          | 1523         |
| 19 - Hailakandi          | 29769          | 4212          | 1035         | 5757          | 306          | 23          | 35526          | 4518          | 1058         |
| 20 - Bongaigaon          | 28059          | 721           | 235          | 14547         | 109          | 23          | 42606          | 830           | 258          |
| 21 - Chirang             | 11812          | 2325          | 142          | 2500          | 70           | 0           | 14312          | 2395          | 142          |
| 22 - Kamrup              | 72448          | 4071          | 1437         | 13270         | 335          | 166         | 85718          | 4406          | 1603         |
| 23 - Kamrup Metropolitan | 12739          | 695           | 143          | 183414        | 3882         | 1012        | 196153         | 4577          | 1155         |
| 24 - Nalbari             | 44149          | 1330          | 238          | 9287          | 54           | 27          | 53436          | 1384          | 265          |
| 25 -Baksa                | 42191          | 3369          | 518          | 1116          | 8            | 2           | 43307          | 3377          | 520          |
| 26 - Darrang             | 35464          | 1409          | 413          | 7027          | 93           | 52          | 42491          | 1502          | 465          |
| 27 - Udalguri            | 28425          | 1754          | 415          | 4673          | 75           | 35          | 33098          | 1829          | 450          |
| <b>Total</b>             | <b>1301317</b> | <b>110217</b> | <b>29748</b> | <b>551084</b> | <b>12083</b> | <b>5348</b> | <b>1852401</b> | <b>122300</b> | <b>35096</b> |

**Table-14.2 : District wise number of persons employed by sector and nature of operation**

| District                 | Rural         |              |              | Urban        |             |            | Combined      |              |              |
|--------------------------|---------------|--------------|--------------|--------------|-------------|------------|---------------|--------------|--------------|
|                          | Perinnial     | Seasonal     | Casual       | Perinnial    | Seasonal    | Casual     | Perinnial     | Seasonal     | Casual       |
| 01 - Kokrajhar           | 6777          | 1119         | 280          | 142          | 17          | 5          | 6919          | 1136         | 285          |
| 02 - Dhubri              | 6539          | 741          | 105          | 783          | 46          | 13         | 7322          | 787          | 118          |
| 03 - Goalpara            | 4710          | 793          | 101          | 422          | 42          | 2          | 5132          | 835          | 103          |
| 04 - Barpeta             | 69466         | 4560         | 1268         | 8355         | 14          | 0          | 77821         | 4574         | 1268         |
| 05 - Morigaon            | 6412          | 1026         | 162          | 381          | 48          | 10         | 6793          | 1074         | 172          |
| 06 - Nagaon              | 30057         | 6426         | 3728         | 2292         | 440         | 132        | 32349         | 6866         | 3860         |
| 07 - Sonitpur            | 11095         | 1079         | 155          | 948          | 4           | 6          | 12043         | 1083         | 161          |
| 08 - Lakhimpur           | 9262          | 3062         | 222          | 351          | 16          | 3          | 9613          | 3078         | 225          |
| 09 - Dhemaji             | 4076          | 418          | 156          | 81           | 0           | 0          | 4157          | 418          | 156          |
| 10 - Tinsukia            | 26999         | 12875        | 339          | 1247         | 59          | 20         | 28246         | 12934        | 359          |
| 11 - Dibrugarh           | 6436          | 727          | 245          | 595          | 11          | 8          | 7031          | 738          | 253          |
| 12 - Sivasagar           | 19303         | 1627         | 282          | 457          | 3           | 0          | 19760         | 1630         | 282          |
| 13 - Jorhat              | 9849          | 1188         | 378          | 832          | 60          | 8          | 10681         | 1248         | 386          |
| 14 - Golaghat            | 8553          | 789          | 87           | 405          | 15          | 1          | 8958          | 804          | 88           |
| 15 - Karbi Anglong       | 7033          | 5227         | 3039         | 491          | 143         | 496        | 7524          | 5370         | 3535         |
| 16 - Dima Hasao          | 553           | 609          | 239          | 57           | 59          | 1          | 610           | 668          | 240          |
| 17 - Cachar              | 7067          | 1962         | 278          | 173          | 87          | 1          | 7240          | 2049         | 279          |
| 18 - Karimganj           | 9107          | 1300         | 272          | 176          | 4           | 2          | 9283          | 1304         | 274          |
| 19 - Hailakandi          | 1578          | 326          | 68           | 156          | 38          | 1          | 1734          | 364          | 69           |
| 20 - Bongaigaon          | 3259          | 198          | 93           | 826          | 5           | 1          | 4085          | 203          | 94           |
| 21 - Chirang             | 928           | 1244         | 46           | 42           | 21          | 0          | 970           | 1265         | 46           |
| 22 - Kamrup              | 14109         | 1380         | 473          | 618          | 52          | 92         | 14727         | 1432         | 565          |
| 23 - Kamrup Metropolitan | 4094          | 323          | 58           | 3924         | 191         | 46         | 8018          | 514          | 104          |
| 24 - Nalbari             | 5283          | 654          | 40           | 283          | 17          | 2          | 5566          | 671          | 42           |
| 25 -Baksa                | 9446          | 1415         | 203          | 104          | 0           | 0          | 9550          | 1415         | 203          |
| 26 - Darrang             | 4375          | 391          | 63           | 153          | 2           | 0          | 4528          | 393          | 63           |
| 27 - Udalguri            | 2147          | 378          | 53           | 29           | 0           | 1          | 2176          | 378          | 54           |
| <b>Total</b>             | <b>288513</b> | <b>51837</b> | <b>12433</b> | <b>24323</b> | <b>1394</b> | <b>851</b> | <b>312836</b> | <b>53231</b> | <b>13284</b> |

Table-15.1: Broad activity wise number of establishments by sector and major source of finance

| Broad Activity  | Rural         |   |                                       |   |                           |   | Urban        |   |                                       |   |                           |   | Combined      |   |                                       |   |                           |   |
|---|---------------|---|---------------------------------------|---|---------------------------|---|--------------|---|---------------------------------------|---|---------------------------|---|---------------|---|---------------------------------------|---|---------------------------|---|
|   | Self finance  | Financial Assistance from Govt. sources | Borrowing from financial institutions | Borrowing from Non-institutions / Money Lenders | Loan from Self Help Group | Donations / Transfers from other agencies | Self finance | Financial Assistance from Govt. sources | Borrowing from financial institutions | Borrowing from Non-institutions / Money Lenders | Loan from Self Help Group | Donations / Transfers from other agencies | Self finance  | Financial Assistance from Govt. sources | Borrowing from financial institutions | Borrowing from Non-institutions / Money Lenders | Loan from Self Help Group | Donations / Transfers from other agencies |
| 1   | 2             | 3                                       | 4                                     | 5   | 6                         | 7   | 8            | 9                                       | 10                                    | 11  | 12                        | 13  | 14            | 15                                      | 16                                    | 17  | 18                        | 19  |
| 01 - Activities relating to agriculture other than crop production & plantation | 26010         | 417                                     | 513                                   | 123   | 74                        | 1488                                      | 1129         | 24                                      | 30                                    | 7   | 2                         | 43  | 27139         | 441                                     | 543                                   | 130   | 76                        | 1531                                      |
| 02 - Livestock  | 107550        | 1548                                    | 1810                                  | 1152  | 647                       | 2968                                      | 10884        | 101                                     | 177                                   | 138   | 32                        | 172                                       | 118434        | 1649                                    | 1987                                  | 1290  | 679                       | 3140                                      |
| 03 - Forestry and Logging   | 12372         | 196                                     | 40                                    | 45  | 15                        | 430                                       | 730          | 29                                      | 8                                     | 1   | 1                         | 9   | 13102         | 225                                     | 48                                    | 46  | 16                        | 439                                       |
| 04 - Fishing and aqua culture   | 46098         | 543                                     | 419                                   | 590   | 123                       | 1045                                      | 2108         | 16                                      | 17                                    | 14  | 2                         | 30  | 48206         | 559                                     | 436                                   | 604   | 125                       | 1075                                      |
| <b>Subtotal : Agricultural Activities</b>                                       | <b>192030</b> | <b>2704</b>                             | <b>2782</b>                           | <b>1910</b>                                     | <b>859</b>                | <b>5931</b>                               | <b>14851</b> | <b>170</b>                              | <b>232</b>                            | <b>160</b>                                      | <b>37</b>                 | <b>254</b>                                | <b>206881</b> | <b>2874</b>                             | <b>3014</b>                           | <b>2070</b>                                     | <b>896</b>                | <b>6185</b>                               |
| 05 - Mining and quarrying   | 2802          | 52                                      | 78                                    | 23  | 4                         | 168                                       | 191          | 11                                      | 10                                    | 1   | 0                         | 6   | 2993          | 63                                      | 88                                    | 24  | 4                         | 174                                       |
| 06 - Manufacturing  | 143333        | 2395                                    | 2948                                  | 1709  | 1061                      | 3769                                      | 50192        | 895                                     | 1801                                  | 713   | 265                       | 999                                       | 193525        | 3290                                    | 4749                                  | 2422  | 1326                      | 4768                                      |
| 07 - Electricity, gas, steam and air conditioning supply                        | 330           | 514                                     | 28                                    | 3   | 2                         | 36  | 176          | 189                                     | 13                                    | 1   | 0                         | 11  | 506           | 703                                     | 41                                    | 4   | 2                         | 47  |
| 08 - Water supply, sewerage, waste management and remediation activities        | 3972          | 3067                                    | 29                                    | 72  | 3                         | 167                                       | 2355         | 298                                     | 68                                    | 40  | 1                         | 62  | 6327          | 3365                                    | 97                                    | 112   | 4                         | 229                                       |
| 09 - Construction   | 89459         | 454                                     | 346                                   | 595   | 90                        | 4162                                      | 28759        | 215                                     | 357                                   | 114   | 19                        | 902                                       | 118218        | 669                                     | 703                                   | 709   | 109                       | 5064                                      |

| 1  | 2              | 3             | 4            | 5            | 6           | 7             | 8             | 9            | 10           | 11          | 12          | 13           | 14             | 15            | 16           | 17           | 18          | 19            |
|--|----------------|---------------|--------------|--------------|-------------|---------------|---------------|--------------|--------------|-------------|-------------|--------------|----------------|---------------|--------------|--------------|-------------|---------------|
| 10- Whole sale trade, retail trade & repair of motor vehicles & motor cycles | 8630           | 141           | 320          | 91           | 28          | 275           | 12904         | 286          | 860          | 143         | 22          | 250          | 21534          | 427           | 1180         | 234          | 50          | 525           |
| 11 - Whole sale trade ( not covered in item-10 above )                       | 43257          | 577           | 485          | 701          | 113         | 1173          | 16397         | 345          | 1249         | 297         | 32          | 270          | 59654          | 922           | 1734         | 998          | 145         | 1443          |
| 12 - Retail trade ( not covered in item-10 above )                           | 472888         | 6390          | 6183         | 4526         | 1823        | 11971         | 208365        | 2985         | 7328         | 2726        | 476         | 3643         | 681253         | 9375          | 13511        | 7252         | 2299        | 15614         |
| 13 - Transportation and storage  | 96859          | 4343          | 5832         | 1525         | 248         | 4108          | 42647         | 1374         | 2574         | 436         | 60          | 1347         | 139506         | 5717          | 8406         | 1961         | 308         | 5455          |
| 14 - Accomodation and and Food service activities                            | 37825          | 1506          | 595          | 386          | 166         | 1043          | 23498         | 749          | 665          | 276         | 52          | 505          | 61323          | 2255          | 1260         | 662          | 218         | 1548          |
| 15 - Information & communication   | 2865           | 433           | 106          | 39           | 7           | 191           | 3974          | 247          | 185          | 26          | 3           | 121          | 6839           | 680           | 291          | 65           | 10          | 312           |
| 16 - Financial and insurance activities                                      | 6518           | 1557          | 362          | 70           | 134         | 545           | 5702          | 1801         | 173          | 50          | 20          | 344          | 12220          | 3358          | 535          | 120          | 154         | 889           |
| 17 - Real estate activities  | 4628           | 57            | 53           | 30           | 4           | 113           | 32521         | 224          | 566          | 115         | 7           | 562          | 37149          | 281           | 619          | 145          | 11          | 675           |
| 18 - Professional, scientific & technical activities                         | 2928           | 1195          | 122          | 25           | 6           | 183           | 4777          | 462          | 122          | 17          | 8           | 164          | 7705           | 1657          | 244          | 42           | 14          | 347           |
| 19 - Administrative and support service activities                           | 8656           | 676           | 650          | 149          | 29          | 335           | 9000          | 356          | 914          | 113         | 9           | 228          | 17656          | 1032          | 1564         | 262          | 38          | 563           |
| 20 - Education   | 10337          | 73896         | 164          | 86           | 32          | 6681          | 9670          | 5465         | 192          | 54          | 13          | 879          | 20007          | 79361         | 356          | 140          | 45          | 7560          |
| 21 - Human health & social work activities                                   | 3574           | 5126          | 109          | 27           | 33          | 932           | 3938          | 713          | 192          | 16          | 7           | 374          | 7512           | 5839          | 301          | 43           | 40          | 1306          |
| 22 - Arts entertainment, sports & amusement and recreation                   | 2138           | 1694          | 30           | 19           | 21          | 2761          | 1612          | 388          | 37           | 8           | 4           | 654          | 3750           | 2082          | 67           | 27           | 25          | 3415          |
| 23 - Other service activities not else where classified                      | 56820          | 4638          | 535          | 433          | 166         | 56469         | 33350         | 774          | 488          | 248         | 40          | 9459         | 90170          | 5412          | 1023         | 681          | 206         | 65928         |
| <b>Subtotal : Non-Agricultural Activities</b>                                | <b>997819</b>  | <b>108711</b> | <b>18975</b> | <b>10509</b> | <b>3970</b> | <b>95082</b>  | <b>490028</b> | <b>17777</b> | <b>17794</b> | <b>5394</b> | <b>1038</b> | <b>20780</b> | <b>1487847</b> | <b>126488</b> | <b>36769</b> | <b>15903</b> | <b>5008</b> | <b>115862</b> |
| <b>Total</b>   | <b>1189849</b> | <b>111415</b> | <b>21757</b> | <b>12419</b> | <b>4829</b> | <b>101013</b> | <b>504879</b> | <b>17947</b> | <b>18026</b> | <b>5554</b> | <b>1075</b> | <b>21034</b> | <b>1694728</b> | <b>129362</b> | <b>39783</b> | <b>17973</b> | <b>5904</b> | <b>122047</b> |

**Table-15.2: District wise number of establishments by sector and major source of finance**

| District       | Rural        |   |                                       |   |                           |   | Urban        |   |                                       |   |                           |   | Combined     |   |                                       |   |                           |   |
|----------------|--------------|---|---------------------------------------|---|---------------------------|---|--------------|---|---------------------------------------|---|---------------------------|---|--------------|---|---------------------------------------|---|---------------------------|---|
|                | Self finance | Financial Assistance from Govt. sources | Borrowing from financial institutions | Borrowing from Non-institutions / Money Lenders | Loan from Self Help Group | Donations / Transfers from other agencies | Self finance | Financial Assistance from Govt. sources | Borrowing from financial institutions | Borrowing from Non-institutions / Money Lenders | Loan from Self Help Group | Donations / Transfers from other agencies | Self finance | Financial Assistance from Govt. sources | Borrowing from financial institutions | Borrowing from Non-institutions / Money Lenders | Loan from Self Help Group | Donations / Transfers from other agencies |
| 1              | 2            | 3                                       | 4                                     | 5   | 6                         | 7   | 8            | 9                                       | 10                                    | 11  | 12                        | 13  | 14           | 15                                      | 16                                    | 17  | 18                        | 19  |
| 01 - Kokrajhar | 33891        | 3013                                    | 560                                   | 442   | 95                        | 2254                                      | 7340         | 264                                     | 131                                   | 40  | 5                         | 249                                       | 41231        | 3277                                    | 691                                   | 482   | 100                       | 2503                                      |
| 02 - Dhubri    | 58709        | 5644                                    | 640                                   | 750   | 213                       | 5537                                      | 17399        | 603                                     | 427                                   | 81  | 13                        | 836                                       | 76108        | 6247                                    | 1067                                  | 831   | 226                       | 6373                                      |
| 03 - Goalpara  | 32084        | 4397                                    | 803                                   | 283   | 81                        | 2650                                      | 9572         | 421                                     | 273                                   | 77  | 3                         | 453                                       | 41656        | 4818                                    | 1076                                  | 360   | 84                        | 3103                                      |
| 04 - Barpeta   | 127246       | 5973                                    | 1794                                  | 2121  | 237                       | 3643                                      | 26976        | 711                                     | 545                                   | 600   | 39                        | 496                                       | 154222       | 6684                                    | 2339                                  | 2721  | 276                       | 4139                                      |
| 05 - Morigaon  | 27283        | 3764                                    | 925                                   | 398   | 167                       | 3150                                      | 6630         | 424                                     | 362                                   | 326   | 90                        | 262                                       | 33913        | 4188                                    | 1287                                  | 724   | 257                       | 3412                                      |
| 06 - Nagaon    | 119496       | 11642                                   | 1869                                  | 1504  | 821                       | 9408                                      | 43677        | 1498                                    | 962                                   | 275   | 95                        | 1467                                      | 163173       | 13140                                   | 2831                                  | 1779  | 916                       | 10875                                     |
| 07 - Sonitpur  | 57808        | 6454                                    | 1344                                  | 526   | 452                       | 5202                                      | 17054        | 706                                     | 1074                                  | 130   | 123                       | 593                                       | 74862        | 7160                                    | 2418                                  | 656   | 575                       | 5795                                      |
| 08 - Lakhimpur | 31639        | 4962                                    | 641                                   | 189   | 174                       | 6833                                      | 10027        | 439                                     | 648                                   | 92  | 30                        | 894                                       | 41666        | 5401                                    | 1289                                  | 281   | 204                       | 7727                                      |
| 09 - Dhemaji   | 17732        | 3245                                    | 188                                   | 48  | 29                        | 2667                                      | 3692         | 281                                     | 110                                   | 13  | 1                         | 216                                       | 21424        | 3526                                    | 298                                   | 61  | 30                        | 2883                                      |
| 10 - Tinsukia  | 34809        | 3055                                    | 640                                   | 166   | 64                        | 3262                                      | 25148        | 831                                     | 1234                                  | 275   | 49                        | 1560                                      | 59957        | 3886                                    | 1874                                  | 441   | 113                       | 4822                                      |
| 11 - Dibrugarh | 33875        | 4369                                    | 709                                   | 220   | 136                       | 4622                                      | 22207        | 898                                     | 707                                   | 154   | 38                        | 973                                       | 56082        | 5267                                    | 1416                                  | 374   | 174                       | 5595                                      |

| <b>1</b>                    | <b>2</b>       | <b>3</b>      | <b>4</b>     | <b>5</b>     | <b>6</b>    | <b>7</b>      | <b>8</b>      | <b>9</b>     | <b>10</b>    | <b>11</b>   | <b>12</b>   | <b>13</b>    | <b>14</b>      | <b>15</b>     | <b>16</b>    | <b>17</b>    | <b>18</b>   | <b>19</b>     |
|-----------------------------|----------------|---------------|--------------|--------------|-------------|---------------|---------------|--------------|--------------|-------------|-------------|--------------|----------------|---------------|--------------|--------------|-------------|---------------|
| 12 - Sivasagar              | 40621          | 6357          | 913          | 163          | 525         | 5917          | 11408         | 671          | 615          | 153         | 17          | 511          | 52029          | 7028          | 1528         | 316          | 542         | 6428          |
| 13 - Jorhat                 | 50878          | 4930          | 871          | 125          | 78          | 5743          | 23009         | 827          | 533          | 91          | 45          | 1553         | 73887          | 5757          | 1404         | 216          | 123         | 7296          |
| 14 - Golaghat               | 40534          | 4887          | 1004         | 300          | 201         | 5398          | 9937          | 512          | 455          | 45          | 9           | 499          | 50471          | 5399          | 1459         | 345          | 210         | 5897          |
| 15 - Karbi Anglong          | 37564          | 2858          | 162          | 103          | 29          | 3427          | 10239         | 403          | 56           | 39          | 5           | 347          | 47803          | 3261          | 218          | 142          | 34          | 3774          |
| 16 - Dima Hasao             | 12148          | 1161          | 46           | 8            | 6           | 921           | 5188          | 301          | 60           | 44          | 15          | 318          | 17336          | 1462          | 106          | 52           | 21          | 1239          |
| 17 - Cachar                 | 94715          | 4126          | 1046         | 742          | 227         | 6456          | 25213         | 978          | 317          | 311         | 16          | 1730         | 119928         | 5104          | 1363         | 1053         | 243         | 8186          |
| 18 - Karimganj              | 70426          | 2637          | 310          | 459          | 50          | 3145          | 9612          | 417          | 25           | 9           | 1           | 299          | 80038          | 3054          | 335          | 468          | 51          | 3444          |
| 19 - Hailakandi             | 29257          | 2889          | 196          | 272          | 46          | 2356          | 5496          | 272          | 73           | 25          | 1           | 219          | 34753          | 3161          | 269          | 297          | 47          | 2575          |
| 20 - Bongaigaon             | 24319          | 2497          | 419          | 116          | 23          | 1641          | 13289         | 423          | 461          | 85          | 41          | 380          | 37608          | 2920          | 880          | 201          | 64          | 2021          |
| 21 - Chirang                | 11694          | 1382          | 68           | 10           | 14          | 1111          | 2201          | 106          | 21           | 42          | 3           | 197          | 13895          | 1488          | 89           | 52           | 17          | 1308          |
| 22 - Kamrup                 | 61166          | 6708          | 2768         | 1221         | 362         | 5731          | 11240         | 769          | 566          | 465         | 136         | 595          | 72406          | 7477          | 3334         | 1686         | 498         | 6326          |
| 23 - Kamrup<br>Metropolitan | 10899          | 909           | 589          | 184          | 104         | 892           | 168466        | 4287         | 7461         | 1999        | 234         | 5861         | 179365         | 5196          | 8050         | 2183         | 338         | 6753          |
| 24 - Nalbari                | 38290          | 3367          | 1427         | 618          | 152         | 1863          | 8202          | 520          | 357          | 73          | 35          | 181          | 46492          | 3887          | 1784         | 691          | 187         | 2044          |
| 25 -Baksa                   | 38664          | 3759          | 529          | 794          | 185         | 2147          | 1002          | 28           | 30           | 49          | 0           | 17           | 39666          | 3787          | 559          | 843          | 185         | 2164          |
| 26 - Darrang                | 29430          | 3503          | 1025         | 517          | 280         | 2531          | 6229          | 199          | 491          | 42          | 20          | 191          | 35659          | 3702          | 1516         | 559          | 300         | 2722          |
| 27 - Udalguri               | 24672          | 2927          | 271          | 140          | 78          | 2506          | 4426          | 158          | 32           | 19          | 11          | 137          | 29098          | 3085          | 303          | 159          | 89          | 2643          |
| <b>Total</b>                | <b>1189849</b> | <b>111415</b> | <b>21757</b> | <b>12419</b> | <b>4829</b> | <b>101013</b> | <b>504879</b> | <b>17947</b> | <b>18026</b> | <b>5554</b> | <b>1075</b> | <b>21034</b> | <b>1694728</b> | <b>129362</b> | <b>39783</b> | <b>17973</b> | <b>5904</b> | <b>122047</b> |



**Table -16.0: Broad activity wise number of persons employed by sector**

| Broad Activity  | Rural        |              |                |                  |                               | Urban       |              |                |                  |                               | Combined     |              |                |                  |                               |
|---|--------------|--------------|----------------|------------------|-------------------------------|-------------|--------------|----------------|------------------|-------------------------------|--------------|--------------|----------------|------------------|-------------------------------|
|   | Male Hired   | Female Hired | Non-Hired Male | Non-Hired Female | Total No. of Persons Employed | Male Hired  | Female Hired | Non-Hired Male | Non-Hired Female | Total No. of Persons Employed | Male Hired   | Female Hired | Non-Hired Male | Non-Hired Female | Total No. of Persons Employed |
| 01 - Activities relating to agriculture other than crop production & plantation | 16020        | 11949        | 29452          | 10283            | 67704                         | 483         | 80           | 1174           | 277              | 2014                          | 16503        | 12029        | 30626          | 10560            | 69718                         |
| 02 - Livestock  | 11556        | 2153         | 102799         | 80689            | 197197                        | 2239        | 264          | 10337          | 7310             | 20150                         | 13795        | 2417         | 113136         | 87999            | 217347                        |
| 03 - Forestry and Logging   | 2111         | 87           | 13203          | 1903             | 17304                         | 533         | 27           | 768            | 76               | 1404                          | 2644         | 114          | 13971          | 1979             | 18708                         |
| 04 - Fishing and aqua culture   | 6360         | 259          | 55019          | 8940             | 70578                         | 413         | 9            | 2311           | 267              | 3000                          | 6773         | 268          | 16020          | 9207             | 73578                         |
| <b>Sub-total : Agricultural Activities</b>                                      | <b>36047</b> | <b>14448</b> | <b>200473</b>  | <b>101815</b>    | <b>352783</b>                 | <b>3668</b> | <b>380</b>   | <b>14590</b>   | <b>7930</b>      | <b>26568</b>                  | <b>39715</b> | <b>14828</b> | <b>215063</b>  | <b>109745</b>    | <b>379351</b>                 |
| 05 - Mining and quarrying   | 4397         | 1516         | 3167           | 409              | 9489                          | 2157        | 76           | 210            | 12               | 2455                          | 6554         | 1592         | 3377           | 421              | 11944                         |
| 06 - Manufacturing  | 169018       | 63849        | 136372         | 73420            | 442659                        | 70793       | 11998        | 49571          | 16221            | 148583                        | 239811       | 75847        | 185943         | 89641            | 591242                        |
| 07 - Electricity, gas, steam and air conditioning supply                        | 3963         | 804          | 445            | 38               | 5250                          | 4553        | 431          | 214            | 9                | 5207                          | 8516         | 1235         | 659            | 47               | 10457                         |
| 08 - Water supply, sewerage, waste management and remediation activities        | 6810         | 293          | 4429           | 239              | 11771                         | 2388        | 127          | 2618           | 177              | 5310                          | 9198         | 420          | 7047           | 416              | 17081                         |
| 09 - Construction   | 67725        | 2473         | 96938          | 1992             | 169128                        | 28456       | 1069         | 30746          | 586              | 60857                         | 96181        | 3542         | 127684         | 2578             | 229985                        |
| 10- Whole sale trade, retail trade & repair of motor vehicles & motor cycles    | 10722        | 263          | 10256          | 193              | 21434                         | 28791       | 904          | 15476          | 275              | 45446                         | 39513        | 1167         | 25732          | 468              | 66880                         |
| 11 - Whole sale trade ( not covered in item-10 above )                          | 15123        | 2446         | 49621          | 5548             | 72738                         | 24413       | 1034         | 20385          | 886              | 46718                         | 39536        | 3480         | 70006          | 6434             | 119456                        |

|  |               |               |                |               |                |               |              |               |              |                |                |               |                |               |                |
|--|---------------|---------------|----------------|---------------|----------------|---------------|--------------|---------------|--------------|----------------|----------------|---------------|----------------|---------------|----------------|
| 12 - Retail trade ( not covered in item-10 above )         | 71881         | 3904          | 508663         | 52624         | 637072         | 111179        | 4548         | 231506        | 16100        | 363333         | 183060         | 8452          | 740169         | 68724         | 1000405        |
| 13 - Transportation and storage                            | 31331         | 1122          | 110989         | 2113          | 145555         | 25307         | 1459         | 47695         | 811          | 75272          | 56638          | 2581          | 158684         | 2924          | 220827         |
| 14 - Accomodation and and Food service activities          | 30929         | 7128          | 43617          | 9322          | 90996          | 39779         | 6425         | 26101         | 4406         | 76711          | 70708          | 13553         | 69718          | 13728         | 167707         |
| 15 - Information & communication                           | 2695          | 197           | 2905           | 204           | 6001           | 8587          | 1652         | 4195          | 322          | 14756          | 11282          | 1849          | 7100           | 526           | 20757          |
| 16 - Financial and insurance activities                    | 5705          | 1492          | 7664           | 11362         | 26223          | 19201         | 4278         | 5486          | 1425         | 30390          | 24906          | 5770          | 13150          | 12787         | 56613          |
| 17 - Real estate activities                                | 1068          | 715           | 4230           | 972           | 6985           | 1348          | 406          | 28054         | 8436         | 38244          | 2416           | 1121          | 32284          | 9408          | 45229          |
| 18 - Professional, scientific & technical activities       | 11423         | 3347          | 3142           | 253           | 18165          | 12841         | 1785         | 5066          | 494          | 20186          | 24264          | 5132          | 8208           | 747           | 38351          |
| 19 - Administrative and support service activities         | 16548         | 1365          | 10808          | 950           | 29671          | 13440         | 1302         | 10634         | 701          | 26077          | 29988          | 2667          | 21442          | 1651          | 55748          |
| 20 - Education   | 201013        | 159136        | 20333          | 6509          | 386991         | 40715         | 38759        | 9051          | 3165         | 91690          | 241728         | 197895        | 29384          | 9674          | 478681         |
| 21 - Human health & social work activities                 | 77170         | 15178         | 5481           | 2220          | 100049         | 17860         | 12518        | 4745          | 757          | 35880          | 95030          | 27696         | 10226          | 2977          | 135929         |
| 22 - Arts entertainment, sports & amusement and recreation | 5133          | 893           | 9170           | 1240          | 16436          | 3569          | 503          | 3349          | 369          | 7790           | 8702           | 1396          | 12519          | 1609          | 24226          |
| 23 - Other service activities not else where classified    | 60133         | 4502          | 98214          | 11060         | 173909         | 22973         | 4735         | 39686         | 7198         | 74592          | 83106          | 9237          | 137900         | 18258         | 248501         |
| <b>Sub-total :Non-Agricultural Activities</b>              | <b>792787</b> | <b>270623</b> | <b>1126444</b> | <b>180668</b> | <b>2370522</b> | <b>478350</b> | <b>94009</b> | <b>534788</b> | <b>62350</b> | <b>1169497</b> | <b>1271137</b> | <b>364632</b> | <b>1661232</b> | <b>243018</b> | <b>3540019</b> |
| <b>Total</b>   | <b>828834</b> | <b>285071</b> | <b>1326917</b> | <b>282483</b> | <b>2723305</b> | <b>482018</b> | <b>94389</b> | <b>549378</b> | <b>70280</b> | <b>1196065</b> | <b>1310852</b> | <b>379460</b> | <b>1876295</b> | <b>352763</b> | <b>3919370</b> |

**Table-17.1: Broad activity wise distribution of establishments by size class of employment in Assam**

| Broad Activity  | 1              | 2             | 3             | 4            | 5            | 1 - 5          | 6-9          | 10-14        | 15-29       | 30-99       | 100 or more | All Classes    |
|---|----------------|---------------|---------------|--------------|--------------|----------------|--------------|--------------|-------------|-------------|-------------|----------------|
| 01 - Activities relating to agriculture other than crop production & plantation | 15212          | 6471          | 2850          | 2120         | 1541         | 28194          | 1531         | 76           | 32          | 17          | 10          | 29860          |
| 02 - Livestock  | 64693          | 51035         | 6897          | 2011         | 609          | 125245         | 569          | 1298         | 57          | 10          | 0           | 127179         |
| 03 - Forestry and Logging   | 10840          | 2122          | 556           | 209          | 65           | 13792          | 66           | 7            | 7           | 4           | 0           | 13876          |
| 04 - Fishing and aqua culture   | 35160          | 11912         | 2701          | 723          | 252          | 50748          | 158          | 79           | 15          | 5           | 0           | 51005          |
| <b>Subtotal : Agricultural Activities</b>                                       | <b>125905</b>  | <b>71540</b>  | <b>13004</b>  | <b>5063</b>  | <b>2467</b>  | <b>217979</b>  | <b>2324</b>  | <b>1460</b>  | <b>111</b>  | <b>36</b>   | <b>10</b>   | <b>221920</b>  |
| 05 - Mining and quarrying   | 2094           | 519           | 180           | 100          | 66           | 2959           | 227          | 51           | 72          | 32          | 5           | 3346           |
| 06 - Manufacturing  | 102018         | 57577         | 24537         | 11116        | 5502         | 200750         | 6124         | 1426         | 674         | 726         | 380         | 210080         |
| 07 - Electricity, gas, steam and air conditioning supply                        | 305            | 311           | 96            | 102          | 83           | 897            | 217          | 54           | 68          | 58          | 9           | 1303           |
| 08 - Water supply, sewerage, waste management and remediation activities        | 6779           | 2095          | 617           | 291          | 140          | 9922           | 177          | 12           | 11          | 9           | 3           | 10134          |
| 09 - Construction   | 74527          | 25388         | 14603         | 5210         | 2786         | 122514         | 2804         | 55           | 43          | 36          | 20          | 125472         |
| 10- Whole sale trade, retail trade & repair of motor vehicles & motor cycles    | 7703           | 7025          | 4715          | 2182         | 998          | 22623          | 1067         | 71           | 91          | 74          | 24          | 23950          |
| 11 - Whole sale trade ( not covered in item-10 above )                          | 39894          | 12795         | 5979          | 2798         | 1592         | 63058          | 1605         | 105          | 78          | 43          | 7           | 64896          |
| 12 - Retail trade ( not covered in item-10 above )                              | 541926         | 138144        | 32044         | 9927         | 3579         | 725620         | 3301         | 244          | 100         | 32          | 7           | 729304         |
| 13 - Transportation and storage   | 131362         | 19568         | 5525          | 2070         | 1399         | 159924         | 1181         | 87           | 87          | 57          | 17          | 161353         |
| 14 - Accommodation and Food service activities                                  | 22918          | 20721         | 10747         | 5810         | 3038         | 63234          | 3597         | 207          | 157         | 66          | 5           | 67266          |
| 15 - Information & communication  | 4561           | 1951          | 693           | 336          | 201          | 7742           | 336          | 41           | 34          | 32          | 12          | 8197           |
| 16 - Financial and insurance activities   | 11365          | 1269          | 499           | 489          | 581          | 14203          | 1475         | 1167         | 304         | 115         | 12          | 17276          |
| 17 - Real estate activities   | 35179          | 2972          | 409           | 129          | 83           | 38772          | 99           | 3            | 3           | 1           | 2           | 38880          |
| 18 - Professional, scientific & technical activities                            | 4899           | 2068          | 936           | 568          | 382          | 8853           | 778          | 121          | 146         | 80          | 31          | 10009          |
| 19 - Administrative and support service activities                              | 10407          | 4540          | 2382          | 1493         | 1020         | 19842          | 1035         | 98           | 91          | 34          | 15          | 21115          |
| 20 - Education  | 19407          | 37959         | 9370          | 10345        | 6426         | 83507          | 14722        | 4514         | 3518        | 1165        | 43          | 107469         |
| 21 - Human health & social work activities                                      | 5192           | 3484          | 1878          | 1167         | 763          | 12484          | 1468         | 381          | 368         | 267         | 73          | 15041          |
| 22 - Arts entertainment, sports & amusement and recreation                      | 4779           | 2222          | 712           | 467          | 377          | 8557           | 664          | 36           | 52          | 50          | 7           | 9366           |
| 23 - Other service activities not elsewhere classified                          | 111635         | 35596         | 9700          | 3415         | 1192         | 161538         | 1695         | 108          | 51          | 22          | 6           | 163420         |
| <b>Subtotal : Non-Agricultural Activities</b>                                   | <b>1136950</b> | <b>376204</b> | <b>125622</b> | <b>58015</b> | <b>30208</b> | <b>1726999</b> | <b>42572</b> | <b>8781</b>  | <b>5948</b> | <b>2899</b> | <b>678</b>  | <b>1787877</b> |
| <b>Total</b>  | <b>1262855</b> | <b>447744</b> | <b>138626</b> | <b>63078</b> | <b>32675</b> | <b>1944978</b> | <b>44896</b> | <b>10241</b> | <b>6059</b> | <b>2935</b> | <b>688</b>  | <b>2009797</b> |

**Table-17.2 :Broad activity wise distribution of own account establishments by size class of employment**

| Broad Activity  | 1       | 2      | 3     | 4    | 5    | 1 - 5   | 6-9  | 10 and above | All     |
|---|---------|--------|-------|------|------|---------|------|--------------|---------|
| 01 - Activities relating to agriculture other than crop production & plantation | 15135   | 4043   | 927   | 412  | 142  | 20659   | 74   | 48           | 20781   |
| 02 - Livestock  | 64641   | 45843  | 3915  | 976  | 262  | 115637  | 235  | 1232         | 117104  |
| 03 - Forestry and Logging   | 10826   | 1502   | 182   | 48   | 8    | 12566   | 6    | 1            | 12573   |
| 04 - Fishing and aqua culture   | 35136   | 9488   | 1282  | 333  | 99   | 46338   | 46   | 68           | 46452   |
| Subtotal : Agricultural Activities  | 125738  | 60876  | 6306  | 1769 | 511  | 195200  | 361  | 1349         | 196910  |
| 05 - Mining and quarrying   | 2082    | 266    | 36    | 8    | 4    | 2396    | 2    | 0            | 2398    |
| 06 - Manufacturing  | 101690  | 28663  | 4289  | 1285 | 456  | 136383  | 452  | 978          | 137813  |
| 07 - Electricity, gas, steam and air conditioning supply                        | 223     | 23     | 2     | 1    | 4    | 253     | 2    | 1            | 256     |
| 08 - Water supply, sewerage, waste management and remediation activities        | 5169    | 288    | 37    | 8    | 4    | 5506    | 3    | 0            | 5509    |
| 09 - Construction   | 74455   | 2189   | 294   | 66   | 11   | 77015   | 28   | 10           | 77053   |
| 10- Whole sale trade, retail trade & repair of motor vehicles & motor cycles    | 7632    | 1004   | 116   | 28   | 5    | 8785    | 1    | 0            | 8786    |
| 11 - Whole sale trade ( not covered in item-10 above )                          | 39792   | 5400   | 861   | 258  | 85   | 46396   | 40   | 20           | 46456   |
| 12 - Retail trade ( not covered in item-10 above )                              | 539022  | 58398  | 4219  | 921  | 231  | 602791  | 132  | 69           | 602992  |
| 13 - Transportation and storage   | 130546  | 2433   | 157   | 56   | 15   | 133207  | 11   | 7            | 133225  |
| 14 - Accommodation and Food service activities                                  | 22288   | 9554   | 1062  | 202  | 47   | 33153   | 40   | 1            | 33194   |
| 15 - Information & communication  | 3996    | 367    | 22    | 6    | 2    | 4393    | 1    | 1            | 4395    |
| 16 - Financial and insurance activities   | 10743   | 644    | 101   | 59   | 111  | 11658   | 255  | 805          | 12718   |
| 17 - Real estate activities   | 35150   | 2408   | 70    | 10   | 2    | 37640   | 3    | 1            | 37644   |
| 18 - Professional, scientific & technical activities                            | 4670    | 315    | 27    | 7    | 8    | 5027    | 10   | 5            | 5042    |
| 19 - Administrative and support service activities                              | 10270   | 1077   | 86    | 27   | 6    | 11466   | 15   | 27           | 11508   |
| 20 - Education  | 14918   | 868    | 123   | 79   | 89   | 16077   | 324  | 74           | 16475   |
| 21 - Human health & social work activities                                      | 4457    | 450    | 58    | 66   | 62   | 5093    | 155  | 92           | 5340    |
| 22 - Arts entertainment, sports & amusement and recreation                      | 3432    | 847    | 142   | 152  | 147  | 4720    | 240  | 53           | 5013    |
| 23 - Other service activities not elsewhere classified                          | 89870   | 8724   | 885   | 406  | 176  | 100061  | 327  | 81           | 100469  |
| Subtotal : Non-Agricultural Activities  | 1100405 | 123918 | 12587 | 3645 | 1465 | 1242020 | 2041 | 2225         | 1246286 |
| Total   | 1226143 | 184794 | 18893 | 5414 | 1976 | 1437220 | 2402 | 3574         | 1443196 |

**Table-17.3: Broad activity wise distribution of establishments with at least one hired worker by size class of employment**

| Broad activity  | 1- 5          | 6-9          | 10-14       | 15-19       | 20-24       | 25-29      | 30-99       | 100-199    | 200-499    | 500 or more | All Classes   |
|---|---------------|--------------|-------------|-------------|-------------|------------|-------------|------------|------------|-------------|---------------|
| 01 - Activities relating to agriculture other than crop production & plantation | 7535          | 1457         | 31          | 18          | 8           | 3          | 17          | 5          | 2          | 3           | 9079          |
| 02 - Livestock  | 9608          | 334          | 113         | 8           | 3           | 2          | 7           | 0          | 0          | 0           | 10075         |
| 03 - Forestry and Logging   | 1226          | 60           | 6           | 4           | 1           | 2          | 4           | 0          | 0          | 0           | 1303          |
| 04 - Fishing and aqua culture   | 4410          | 112          | 21          | 5           | 1           | 0          | 4           | 0          | 0          | 0           | 4553          |
| <b>Subtotal : Agricultural Activities</b>                                       | <b>22779</b>  | <b>1963</b>  | <b>171</b>  | <b>35</b>   | <b>13</b>   | <b>7</b>   | <b>32</b>   | <b>5</b>   | <b>2</b>   | <b>3</b>    | <b>25010</b>  |
| 05 - Mining and quarrying   | 563           | 225          | 51          | 36          | 20          | 16         | 32          | 2          | 2          | 1           | 948           |
| 06 - Manufacturing  | 64367         | 5672         | 525         | 284         | 189         | 136        | 714         | 223        | 97         | 60          | 72267         |
| 07 - Electricity, gas, steam and air conditioning supply                        | 644           | 215          | 54          | 33          | 16          | 18         | 58          | 6          | 3          | 0           | 1047          |
| 08 - Water supply, sewerage, waste management and remediation activities        | 4416          | 174          | 12          | 6           | 3           | 2          | 9           | 2          | 1          | 0           | 4625          |
| 09 - Construction   | 45499         | 2776         | 47          | 23          | 12          | 8          | 34          | 13         | 6          | 1           | 48419         |
| 10- Whole sale trade, retail trade & repair of motor vehicles & motor cycles    | 13838         | 1066         | 71          | 49          | 30          | 12         | 74          | 20         | 3          | 1           | 15164         |
| 11 - Whole sale trade ( not covered in item-10 above )                          | 16662         | 1565         | 90          | 45          | 15          | 16         | 40          | 4          | 2          | 1           | 18440         |
| 12 - Retail trade ( not covered in item-10 above )                              | 122829        | 3169         | 178         | 59          | 24          | 15         | 31          | 7          | 0          | 0           | 126312        |
| 13 - Transportation and storage   | 26717         | 1170         | 80          | 47          | 24          | 16         | 57          | 8          | 6          | 3           | 28128         |
| 14 - Accomodation and and Food service activities                               | 30081         | 3557         | 207         | 95          | 38          | 24         | 65          | 4          | 1          | 0           | 34072         |
| 15 - Information & communication  | 3349          | 335          | 40          | 13          | 15          | 6          | 32          | 6          | 5          | 1           | 3802          |
| 16 - Financial and insurance activities   | 2545          | 1220         | 432         | 125         | 74          | 46         | 105         | 7          | 2          | 2           | 4558          |
| 17 - Real estate activities   | 1132          | 96           | 2           | 3           | 0           | 0          | 1           | 0          | 1          | 1           | 1236          |
| 18 - Professional, scientific & technical activities                            | 3826          | 768          | 117         | 83          | 39          | 24         | 79          | 15         | 13         | 3           | 4967          |
| 19 - Administrative and support service activities                              | 8376          | 1020         | 79          | 35          | 29          | 21         | 32          | 9          | 3          | 3           | 9607          |
| 20 - Education  | 67430         | 14398        | 4465        | 1877        | 1080        | 541        | 1161        | 33         | 8          | 1           | 90994         |
| 21 - Human health & social work activities                                      | 7391          | 1313         | 307         | 200         | 94          | 59         | 264         | 47         | 22         | 4           | 9701          |
| 22 - Arts entertainment, sports & amusement and recreation                      | 3837          | 424          | 25          | 20          | 7           | 4          | 30          | 5          | 1          | 0           | 4353          |
| 23 - Other service activities not else where classified                         | 61477         | 1368         | 51          | 15          | 7           | 10         | 17          | 2          | 2          | 2           | 62951         |
| <b>Subtotal : Non-Agricultural Activities</b>                                   | <b>484979</b> | <b>40531</b> | <b>6833</b> | <b>3048</b> | <b>1716</b> | <b>974</b> | <b>2835</b> | <b>413</b> | <b>178</b> | <b>84</b>   | <b>541591</b> |
| <b>Total</b>  | <b>507758</b> | <b>42494</b> | <b>7004</b> | <b>3083</b> | <b>1729</b> | <b>981</b> | <b>2867</b> | <b>418</b> | <b>180</b> | <b>87</b>   | <b>566601</b> |

**Table-17.4: Broad activity wise distribution of establishments by size class of employment in Assam**

| District                 | 1              | 2             | 3             | 4            | 5            | 1 - 5          | 6-9          | 10-14        | 15-29       | 30-99       | 100 or more | All Classes    |
|--------------------------|----------------|---------------|---------------|--------------|--------------|----------------|--------------|--------------|-------------|-------------|-------------|----------------|
| 01 - Kokrajhar           | 33455          | 8759          | 2994          | 1325         | 614          | 47147          | 846          | 129          | 107         | 44          | 11          | 48284          |
| 02 - Dhubri              | 60478          | 18320         | 5522          | 2547         | 1270         | 88137          | 2048         | 306          | 195         | 126         | 40          | 90852          |
| 03 - Goalpara            | 29184          | 13589         | 3713          | 1838         | 894          | 49218          | 1450         | 220          | 154         | 52          | 3           | 51097          |
| 04 - Barpeta             | 89060          | 58966         | 12760         | 4498         | 2125         | 167409         | 1986         | 598          | 255         | 114         | 19          | 170381         |
| 05 - Morigaon            | 27377          | 10150         | 2662          | 1410         | 701          | 42300          | 1027         | 224          | 154         | 63          | 13          | 43781          |
| 06 - Nagaon              | 112052         | 50486         | 15282         | 6008         | 3109         | 186937         | 4226         | 813          | 463         | 236         | 39          | 192714         |
| 07 - Sonitpur            | 55176          | 21600         | 6954          | 3076         | 1742         | 88548          | 2108         | 326          | 318         | 135         | 31          | 91466          |
| 08 - Lakhimpur           | 35798          | 11842         | 3344          | 1971         | 1075         | 54030          | 1736         | 417          | 282         | 93          | 10          | 56568          |
| 09 - Dhemaji             | 16835          | 6908          | 1833          | 1070         | 484          | 27130          | 736          | 174          | 130         | 49          | 3           | 28222          |
| 10 - Tinsukia            | 36605          | 16280         | 6611          | 4258         | 2824         | 66578          | 3440         | 495          | 318         | 208         | 54          | 71093          |
| 11 - Dibrugarh           | 43990          | 14330         | 4498          | 2259         | 1155         | 66232          | 1809         | 313          | 291         | 202         | 61          | 68908          |
| 12 - Sivasagar           | 40713          | 14713         | 4184          | 1867         | 1287         | 62764          | 1958         | 2412         | 493         | 202         | 42          | 67871          |
| 13 - Jorhat              | 62022          | 16291         | 4809          | 2120         | 1014         | 86256          | 1642         | 391          | 248         | 119         | 27          | 88683          |
| 14 - Golaghat            | 37887          | 16026         | 4660          | 2060         | 1007         | 61640          | 1454         | 397          | 181         | 84          | 25          | 63781          |
| 15 - Karbi Anglong       | 34565          | 13221         | 3370          | 1670         | 881          | 53707          | 1249         | 121          | 108         | 37          | 10          | 55232          |
| 16 - Dima Hasao          | 13582          | 4318          | 1048          | 465          | 243          | 19656          | 399          | 77           | 69          | 14          | 1           | 20216          |
| 17 - Cachar              | 110989         | 15327         | 5096          | 1916         | 847          | 134175         | 1209         | 158          | 173         | 121         | 41          | 135877         |
| 18 - Karimganj           | 69803          | 10365         | 3831          | 1717         | 646          | 86362          | 743          | 92           | 101         | 75          | 17          | 87390          |
| 19 - Hailakandi          | 31615          | 5822          | 1625          | 794          | 320          | 40176          | 688          | 116          | 83          | 32          | 7           | 41102          |
| 20 - Bongaigaon          | 26412          | 10283         | 3178          | 1519         | 816          | 42208          | 1140         | 180          | 93          | 65          | 8           | 43694          |
| 21 - Chirang             | 10249          | 3551          | 1214          | 727          | 354          | 16095          | 566          | 109          | 57          | 22          | 0           | 16849          |
| 22 - Kamrup              | 52493          | 23957         | 7074          | 3219         | 1590         | 88333          | 2316         | 498          | 378         | 173         | 29          | 91727          |
| 23 - Kamrup Metropolitan | 116659         | 40859         | 21182         | 9654         | 5116         | 193470         | 6481         | 621          | 715         | 439         | 159         | 201885         |
| 24 - Nalbari             | 37108          | 10435         | 3200          | 1479         | 868          | 53090          | 1195         | 491          | 221         | 77          | 11          | 55085          |
| 25 -Baksa                | 26637          | 14019         | 3212          | 1433         | 561          | 45862          | 904          | 219          | 162         | 52          | 5           | 47204          |
| 26 - Darrang             | 28332          | 10118         | 2761          | 1240         | 656          | 43107          | 901          | 201          | 188         | 49          | 12          | 44458          |
| 27 - Udalguri            | 23779          | 7209          | 2009          | 938          | 476          | 34411          | 639          | 143          | 122         | 52          | 10          | 35377          |
| <b>Total</b>             | <b>1262855</b> | <b>447744</b> | <b>138626</b> | <b>63078</b> | <b>32675</b> | <b>1944978</b> | <b>44896</b> | <b>10241</b> | <b>6059</b> | <b>2935</b> | <b>688</b>  | <b>2009797</b> |

**Table-18.1 Total No. of establishments under Women Entrepreneurs by Broad activity, sector (Rural/Urban/Combined) and type of establishment(Without Hired Workers, With atleast one Hired Worker and all )**

| Broad Activity  | Rural                 |                               |               | Urban                 |                               |              | Combined              |                               |               |
|---|-----------------------|-------------------------------|---------------|-----------------------|-------------------------------|--------------|-----------------------|-------------------------------|---------------|
|   | Without Hired Workers | With Atleast One Hired Worker | Total         | Without Hired Workers | With Atleast One Hired Worker | Total        | Without Hired Workers | With Atleast One Hired Worker | Total         |
| 01 - Activities relating to agriculture other than crop production & plantation | 2099                  | 461                           | 2560          | 151                   | 11                            | 162          | 2250                  | 472                           | 2722          |
| 02 - Livestock  | 26550                 | 809                           | 27359         | 2600                  | 131                           | 2731         | 29150                 | 940                           | 30090         |
| 03 - Forestry and Logging   | 673                   | 28                            | 701           | 27                    | 3                             | 30           | 700                   | 31                            | 731           |
| 04 - Fishing and aqua culture   | 1190                  | 120                           | 1310          | 66                    | 9                             | 75           | 1256                  | 129                           | 1385          |
| Sub-total : Agricultural Activities   | 30512                 | 1418                          | 31930         | 2844                  | 154                           | 2998         | 33356                 | 1572                          | 34928         |
| 05 - Mining and quarrying   | 169                   | 32                            | 201           | 7                     | 3                             | 10           | 176                   | 35                            | 211           |
| 06 - Manufacturing  | 30977                 | 3849                          | 34826         | 7741                  | 2762                          | 10503        | 38718                 | 6611                          | 45329         |
| 07 - Electricity, gas, steam and air conditioning supply                        | 4                     | 24                            | 28            | 2                     | 2                             | 4            | 6                     | 26                            | 32            |
| 08 - Water supply, sewerage, waste management and remediation activities        | 70                    | 48                            | 118           | 108                   | 17                            | 125          | 178                   | 65                            | 243           |
| 09 - Construction   | 1061                  | 327                           | 1388          | 301                   | 143                           | 444          | 1362                  | 470                           | 1832          |
| 10- Whole sale trade, retail trade & repair of motor vehicles & motor cycles    | 73                    | 70                            | 143           | 51                    | 173                           | 224          | 124                   | 243                           | 367           |
| 11 - Whole sale trade ( not covered in item-10 above )                          | 1428                  | 203                           | 1631          | 246                   | 197                           | 443          | 1674                  | 400                           | 2074          |
| 12 - Retail trade ( not covered in item-10 above )                              | 21137                 | 1899                          | 23036         | 7607                  | 2437                          | 10044        | 28744                 | 4336                          | 33080         |
| 13 - Transportation and storage   | 1183                  | 292                           | 1475          | 463                   | 207                           | 670          | 1646                  | 499                           | 2145          |
| 14 - Accomodation and and Food service activities                               | 1839                  | 838                           | 2677          | 910                   | 842                           | 1752         | 2749                  | 1680                          | 4429          |
| 15 - Information & communication  | 75                    | 43                            | 118           | 146                   | 89                            | 235          | 221                   | 132                           | 353           |
| 16 - Financial and insurance activities   | 506                   | 76                            | 582           | 622                   | 63                            | 685          | 1128                  | 139                           | 1267          |
| 17 - Real estate activities   | 706                   | 25                            | 731           | 6268                  | 133                           | 6401         | 6974                  | 158                           | 7132          |
| 18 - Professional, scientific & technical activities                            | 76                    | 66                            | 142           | 228                   | 101                           | 329          | 304                   | 167                           | 471           |
| 19 - Administrative and support service activities                              | 269                   | 112                           | 381           | 276                   | 173                           | 449          | 545                   | 285                           | 830           |
| 20 - Education  | 1175                  | 2093                          | 3268          | 1702                  | 679                           | 2381         | 2877                  | 2772                          | 5649          |
| 21 - Human health & social work activities                                      | 216                   | 204                           | 420           | 119                   | 146                           | 265          | 335                   | 350                           | 685           |
| 22 - Arts entertainment, sports & amusement and recreation                      | 107                   | 272                           | 379           | 70                    | 66                            | 136          | 177                   | 338                           | 515           |
| 23 - Other service activities not else where classified                         | 3483                  | 1059                          | 4542          | 2898                  | 2099                          | 4997         | 6381                  | 3158                          | 9539          |
| Sub-total : Non-Agricultural Activities   | 64554                 | 11532                         | 76086         | 29765                 | 10332                         | 40097        | 94319                 | 21864                         | 116183        |
| <b>Total</b>  | <b>95066</b>          | <b>12950</b>                  | <b>108016</b> | <b>32609</b>          | <b>10486</b>                  | <b>43095</b> | <b>127675</b>         | <b>23436</b>                  | <b>151111</b> |

**Table-18.2: Broad Activity wise total number of persons employed in establishments under Women Entrepreneurs by sector and type of establishment**

| Broad Activity  | Number of persons employed |                               |               |                       |                               |              |                       |                               |               |
|---|----------------------------|-------------------------------|---------------|-----------------------|-------------------------------|--------------|-----------------------|-------------------------------|---------------|
|   | Rural                      |                               |               | Urban                 |                               |              | Combined              |                               |               |
|   | Without Hired Workers      | With Atleast One Hired Worker | Total         | Without Hired Workers | With Atleast One Hired Worker | Total        | Without Hired Workers | With Atleast One Hired Worker | Total         |
| 01 - Activities relating to agriculture other than crop production & plantation | 2577                       | 1713                          | 4290          | 172                   | 35                            | 207          | 2749                  | 1748                          | 4497          |
| 02 - Livestock  | 36250                      | 2416                          | 38666         | 3685                  | 372                           | 4057         | 39935                 | 2788                          | 42723         |
| 03 - Forestry and Logging   | 774                        | 77                            | 851           | 35                    | 12                            | 47           | 809                   | 89                            | 898           |
| 04 - Fishing and aqua culture   | 1652                       | 353                           | 2005          | 86                    | 27                            | 113          | 1738                  | 380                           | 2118          |
| Sub-total : Agricultural Activities   | 41253                      | 4559                          | 45812         | 3978                  | 446                           | 4424         | 45231                 | 5005                          | 50236         |
| 05 - Mining and quarrying   | 197                        | 235                           | 432           | 7                     | 12                            | 19           | 204                   | 247                           | 451           |
| 06 - Manufacturing  | 40601                      | 13843                         | 54444         | 9801                  | 9287                          | 19088        | 50402                 | 23130                         | 73532         |
| 07 - Electricity, gas, steam and air conditioning supply                        | 23                         | 221                           | 244           | 2                     | 32                            | 34           | 25                    | 253                           | 278           |
| 08 - Water supply, sewerage, waste management and remediation activities        | 83                         | 252                           | 335           | 118                   | 48                            | 166          | 201                   | 300                           | 501           |
| 09 - Construction   | 1127                       | 1303                          | 2430          | 311                   | 505                           | 816          | 1438                  | 1808                          | 3246          |
| 10- Whole sale trade, retail trade & repair of motor vehicles & motor cycles    | 83                         | 259                           | 342           | 58                    | 686                           | 744          | 141                   | 945                           | 1086          |
| 11 - Whole sale trade ( not covered in item-10 above )                          | 1816                       | 644                           | 2460          | 313                   | 727                           | 1040         | 2129                  | 1371                          | 3500          |
| 12 - Retail trade ( not covered in item-10 above )                              | 23971                      | 4616                          | 28587         | 8759                  | 6783                          | 15542        | 32730                 | 11399                         | 44129         |
| 13 - Transportation and storage   | 1240                       | 795                           | 2035          | 480                   | 593                           | 1073         | 1720                  | 1388                          | 3108          |
| 14 - Accomodation and and Food service activities                               | 2571                       | 2554                          | 5125          | 1235                  | 3266                          | 4501         | 3806                  | 5820                          | 9626          |
| 15 - Information & communication  | 84                         | 126                           | 210           | 161                   | 631                           | 792          | 245                   | 757                           | 1002          |
| 16 - Financial and insurance activities   | 1213                       | 487                           | 1700          | 686                   | 436                           | 1122         | 1899                  | 923                           | 2822          |
| 17 - Real estate activities   | 745                        | 67                            | 812           | 6593                  | 359                           | 6952         | 7338                  | 426                           | 7764          |
| 18 - Professional, scientific & technical activities                            | 105                        | 318                           | 423           | 244                   | 406                           | 650          | 349                   | 724                           | 1073          |
| 19 - Administrative and support service activities                              | 359                        | 473                           | 832           | 325                   | 556                           | 881          | 684                   | 1029                          | 1713          |
| 20 - Education  | 1472                       | 14720                         | 16192         | 1783                  | 5741                          | 7524         | 3255                  | 20461                         | 23716         |
| 21 - Human health & social work activities                                      | 317                        | 1502                          | 1819          | 134                   | 1054                          | 1188         | 451                   | 2556                          | 3007          |
| 22 - Arts entertainment, sports & amusement and recreation                      | 177                        | 918                           | 1095          | 82                    | 294                           | 376          | 259                   | 1212                          | 1471          |
| 23 - Other service activities not else where classified                         | 3804                       | 2772                          | 6576          | 3178                  | 5654                          | 8832         | 6982                  | 8426                          | 15408         |
| Sub-total : Non-Agricultural Activities   | 79988                      | 46105                         | 126093        | 34270                 | 37070                         | 71340        | 114258                | 83175                         | 197433        |
| <b>Total</b>  | <b>121241</b>              | <b>50664</b>                  | <b>171905</b> | <b>38248</b>          | <b>37516</b>                  | <b>75764</b> | <b>159489</b>         | <b>88180</b>                  | <b>247669</b> |



**Table -18.3: District wise total number of establishments under women entrepreneurs by sector and type of establishment**

| District                 | Rural                 |                               |               | Urban                 |                               |              | Combined              |                               |               |
|--------------------------|-----------------------|-------------------------------|---------------|-----------------------|-------------------------------|--------------|-----------------------|-------------------------------|---------------|
|                          | Without Hired Workers | With Atleast One Hired Worker | Total         | Without Hired Workers | With Atleast One Hired Worker | Total        | Without Hired Workers | With Atleast One Hired Worker | Total         |
| 01 - Kokrajhar           | 1778                  | 212                           | 1990          | 278                   | 122                           | 400          | 2056                  | 334                           | 2390          |
| 02 - Dhubri              | 2531                  | 441                           | 2972          | 936                   | 218                           | 1154         | 3467                  | 659                           | 4126          |
| 03 - Goalpara            | 1663                  | 354                           | 2017          | 510                   | 146                           | 656          | 2173                  | 500                           | 2673          |
| 04 - Barpeta             | 17283                 | 802                           | 18085         | 3452                  | 398                           | 3850         | 20735                 | 1200                          | 21935         |
| 05 - Morigaon            | 1890                  | 386                           | 2276          | 319                   | 102                           | 421          | 2209                  | 488                           | 2697          |
| 06 - Nagaon              | 10141                 | 1369                          | 11510         | 2135                  | 647                           | 2782         | 12276                 | 2016                          | 14292         |
| 07 - Sonitpur            | 4216                  | 848                           | 5064          | 936                   | 445                           | 1381         | 5152                  | 1293                          | 6445          |
| 08 - Lakhimpur           | 2449                  | 675                           | 3124          | 626                   | 296                           | 922          | 3075                  | 971                           | 4046          |
| 09 - Dhemaji             | 1495                  | 408                           | 1903          | 160                   | 84                            | 244          | 1655                  | 492                           | 2147          |
| 10 - Tinsukia            | 2112                  | 681                           | 2793          | 1663                  | 471                           | 2134         | 3775                  | 1152                          | 4927          |
| 11 - Dibrugarh           | 2188                  | 430                           | 2618          | 1206                  | 488                           | 1694         | 3394                  | 918                           | 4312          |
| 12 - Sivasagar           | 4175                  | 696                           | 4871          | 709                   | 330                           | 1039         | 4884                  | 1026                          | 5910          |
| 13 - Jorhat              | 4560                  | 632                           | 5192          | 1504                  | 577                           | 2081         | 6064                  | 1209                          | 7273          |
| 14 - Golaghat            | 2752                  | 826                           | 3578          | 453                   | 285                           | 738          | 3205                  | 1111                          | 4316          |
| 15 - Karbi Anglong       | 4832                  | 395                           | 5227          | 1323                  | 220                           | 1543         | 6155                  | 615                           | 6770          |
| 16 - Dima Hasao          | 1959                  | 86                            | 2045          | 683                   | 95                            | 778          | 2642                  | 181                           | 2823          |
| 17 - Cachar              | 6397                  | 352                           | 6749          | 1322                  | 221                           | 1543         | 7719                  | 573                           | 8292          |
| 18 - Karimganj           | 4183                  | 253                           | 4436          | 409                   | 114                           | 523          | 4592                  | 367                           | 4959          |
| 19 - Hailakandi          | 1519                  | 135                           | 1654          | 278                   | 33                            | 311          | 1797                  | 168                           | 1965          |
| 20 - Bongaigaon          | 806                   | 238                           | 1044          | 650                   | 293                           | 943          | 1456                  | 531                           | 1987          |
| 21 - Chirang             | 653                   | 201                           | 854           | 22                    | 32                            | 54           | 675                   | 233                           | 908           |
| 22 - Kamrup              | 5557                  | 1007                          | 6564          | 865                   | 332                           | 1197         | 6422                  | 1339                          | 7761          |
| 23 - Kamrup Metropolitan | 1096                  | 208                           | 1304          | 11158                 | 4259                          | 15417        | 12254                 | 4467                          | 16721         |
| 24 - Nalbari             | 1648                  | 253                           | 1901          | 405                   | 94                            | 499          | 2053                  | 347                           | 2400          |
| 25 -Baksa                | 4547                  | 491                           | 5038          | 42                    | 17                            | 59           | 4589                  | 508                           | 5097          |
| 26 - Darrang             | 988                   | 324                           | 1312          | 407                   | 98                            | 505          | 1395                  | 422                           | 1817          |
| 27 - Udalguri            | 1648                  | 247                           | 1895          | 158                   | 69                            | 227          | 1806                  | 316                           | 2122          |
| <b>Total</b>             | <b>95066</b>          | <b>12950</b>                  | <b>108016</b> | <b>32609</b>          | <b>10486</b>                  | <b>43095</b> | <b>127675</b>         | <b>23436</b>                  | <b>151111</b> |

**Table -18.4: District wise total number of persons employed in establishments under women entrepreneurs by sector**

| District                 | Rural                 |                               |               | Urban                 |                               |              | Combined              |                               |               |
|--------------------------|-----------------------|-------------------------------|---------------|-----------------------|-------------------------------|--------------|-----------------------|-------------------------------|---------------|
|                          | Without Hired Workers | With Atleast One Hired Worker | Total         | Without Hired Workers | With Atleast One Hired Worker | Total        | Without Hired Workers | With Atleast One Hired Worker | Total         |
| 01 - Kokrajhar           | 2258                  | 1024                          | 3282          | 342                   | 465                           | 807          | 2600                  | 1489                          | 4089          |
| 02 - Dhubri              | 2867                  | 1914                          | 4781          | 1017                  | 728                           | 1745         | 3884                  | 2642                          | 6526          |
| 03 - Goalpara            | 2048                  | 1680                          | 3728          | 622                   | 548                           | 1170         | 2670                  | 2228                          | 4898          |
| 04 - Barpeta             | 24219                 | 2405                          | 26624         | 4772                  | 1240                          | 6012         | 28991                 | 3645                          | 32636         |
| 05 - Morigaon            | 2318                  | 1625                          | 3943          | 368                   | 477                           | 845          | 2686                  | 2102                          | 4788          |
| 06 - Nagaon              | 12468                 | 4795                          | 17263         | 2402                  | 2524                          | 4926         | 14870                 | 7319                          | 22189         |
| 07 - Sonitpur            | 5154                  | 3150                          | 8304          | 1184                  | 1581                          | 2765         | 6338                  | 4731                          | 11069         |
| 08 - Lakhimpur           | 2914                  | 3443                          | 6357          | 691                   | 1063                          | 1754         | 3605                  | 4506                          | 8111          |
| 09 - Dhemaji             | 2014                  | 1689                          | 3703          | 280                   | 267                           | 547          | 2294                  | 1956                          | 4250          |
| 10 - Tinsukia            | 3045                  | 2988                          | 6033          | 1930                  | 1671                          | 3601         | 4975                  | 4659                          | 9634          |
| 11 - Dibrugarh           | 2636                  | 1441                          | 4077          | 1423                  | 1965                          | 3388         | 4059                  | 3406                          | 7465          |
| 12 - Sivasagar           | 6290                  | 3113                          | 9403          | 831                   | 1220                          | 2051         | 7121                  | 4333                          | 11454         |
| 13 - Jorhat              | 5615                  | 2414                          | 8029          | 1678                  | 1959                          | 3637         | 7293                  | 4373                          | 11666         |
| 14 - Golaghat            | 3527                  | 2477                          | 6004          | 546                   | 944                           | 1490         | 4073                  | 3421                          | 7494          |
| 15 - Karbi Anglong       | 6182                  | 1202                          | 7384          | 1488                  | 795                           | 2283         | 7670                  | 1997                          | 9667          |
| 16 - Dima Hasao          | 2294                  | 258                           | 2552          | 819                   | 300                           | 1119         | 3113                  | 558                           | 3671          |
| 17 - Cachar              | 7028                  | 1265                          | 8293          | 1388                  | 786                           | 2174         | 8416                  | 2051                          | 10467         |
| 18 - Karimganj           | 4652                  | 932                           | 5584          | 436                   | 349                           | 785          | 5088                  | 1281                          | 6369          |
| 19 - Hailakandi          | 1696                  | 935                           | 2631          | 299                   | 181                           | 480          | 1995                  | 1116                          | 3111          |
| 20 - Bongaigaon          | 974                   | 933                           | 1907          | 797                   | 1099                          | 1896         | 1771                  | 2032                          | 3803          |
| 21 - Chirang             | 788                   | 647                           | 1435          | 30                    | 115                           | 145          | 818                   | 762                           | 1580          |
| 22 - Kamrup              | 7320                  | 3890                          | 11210         | 1133                  | 1483                          | 2616         | 8453                  | 5373                          | 13826         |
| 23 - Kamrup Metropolitan | 1331                  | 1026                          | 2357          | 12658                 | 14678                         | 27336        | 13989                 | 15704                         | 29693         |
| 24 - Nalbari             | 2019                  | 1521                          | 3540          | 466                   | 380                           | 846          | 2485                  | 1901                          | 4386          |
| 25 -Baksa                | 6279                  | 1653                          | 7932          | 56                    | 65                            | 121          | 6335                  | 1718                          | 8053          |
| 26 - Darrang             | 1301                  | 1445                          | 2746          | 425                   | 391                           | 816          | 1726                  | 1836                          | 3562          |
| 27 - Udalguri            | 2004                  | 799                           | 2803          | 167                   | 242                           | 409          | 2171                  | 1041                          | 3212          |
| <b>Total</b>             | <b>121241</b>         | <b>50664</b>                  | <b>171905</b> | <b>38248</b>          | <b>37516</b>                  | <b>75764</b> | <b>159489</b>         | <b>88180</b>                  | <b>247669</b> |

**Table-18.5 : District wise total number of establishments under women entrepreneurs by social group of the women entrepreneur**

| District                 | SC           | ST           | OBC          | Others       | Total         |
|--------------------------|--------------|--------------|--------------|--------------|---------------|
| 01 - Kokrajhar           | 174          | 1084         | 536          | 596          | 2390          |
| 02 - Dhubri              | 331          | 36           | 709          | 3050         | 4126          |
| 03 - Goalpara            | 248          | 726          | 417          | 1282         | 2673          |
| 04 - Barpeta             | 1116         | 710          | 2065         | 18044        | 21935         |
| 05 - Morigaon            | 527          | 750          | 375          | 1045         | 2697          |
| 06 - Nagaon              | 2034         | 1350         | 3007         | 7901         | 14292         |
| 07 - Sonitpur            | 851          | 896          | 2302         | 2396         | 6445          |
| 08 - Lakhimpur           | 400          | 677          | 1319         | 1650         | 4046          |
| 09 - Dhemaji             | 205          | 851          | 604          | 487          | 2147          |
| 10 - Tinsukia            | 496          | 375          | 1903         | 2153         | 4927          |
| 11 - Dibrugarh           | 476          | 306          | 1756         | 1774         | 4312          |
| 12 - Sivasagar           | 437          | 318          | 2983         | 2172         | 5910          |
| 13 - Jorhat              | 685          | 541          | 2705         | 3342         | 7273          |
| 14 - Golaghat            | 564          | 396          | 1558         | 1798         | 4316          |
| 15 - Karbi Anglong       | 556          | 4500         | 804          | 910          | 6770          |
| 16 - Dima Hasao          | 93           | 2216         | 189          | 325          | 2823          |
| 17 - Cachar              | 1561         | 595          | 2632         | 3504         | 8292          |
| 18 - Karimganj           | 849          | 163          | 1106         | 2841         | 4959          |
| 19 - Hailakandi          | 300          | 52           | 331          | 1282         | 1965          |
| 20 - Bongaigaon          | 304          | 105          | 519          | 1059         | 1987          |
| 21 - Chirang             | 71           | 479          | 143          | 215          | 908           |
| 22 - Kamrup              | 747          | 1850         | 1297         | 3867         | 7761          |
| 23 - Kamrup Metropolitan | 2228         | 1616         | 2423         | 10454        | 16721         |
| 24 - Nalbari             | 319          | 179          | 313          | 1589         | 2400          |
| 25 -Baksa                | 439          | 3056         | 692          | 910          | 5097          |
| 26 - Darrang             | 191          | 42           | 327          | 1257         | 1817          |
| 27 - Udalguri            | 170          | 752          | 572          | 628          | 2122          |
| <b>Total</b>             | <b>16372</b> | <b>24621</b> | <b>33587</b> | <b>76531</b> | <b>151111</b> |

**Table-18.6 : District and sector wise total number of establishments under women entrepreneurs by nature of operation**

| District                 | Rural        |              |             |               | Urban        |             |             |              | Total         |              |             |               |
|--------------------------|--------------|--------------|-------------|---------------|--------------|-------------|-------------|--------------|---------------|--------------|-------------|---------------|
|                          | Perinnial    | Seasonal     | Casual      | Total         | Perinnial    | Seasonal    | Casual      | Total        | Perinnial     | Seasonal     | Casual      | Total         |
| 01 - Kokrajhar           | 1780         | 162          | 48          | 1990          | 365          | 26          | 9           | 400          | 2145          | 188          | 57          | 2390          |
| 02 - Dhubri              | 2625         | 274          | 73          | 2972          | 1086         | 45          | 23          | 1154         | 3711          | 319          | 96          | 4126          |
| 03 - Goalpara            | 1730         | 201          | 86          | 2017          | 622          | 27          | 7           | 656          | 2352          | 228          | 93          | 2673          |
| 04 - Barpeta             | 17222        | 593          | 270         | 18085         | 3836         | 12          | 2           | 3850         | 21058         | 605          | 272         | 21935         |
| 05 - Morigaon            | 2030         | 198          | 48          | 2276          | 401          | 8           | 12          | 421          | 2431          | 206          | 60          | 2697          |
| 06 - Nagaon              | 8455         | 1628         | 1427        | 11510         | 2599         | 111         | 72          | 2782         | 11054         | 1739         | 1499        | 14292         |
| 07 - Sonitpur            | 4623         | 326          | 115         | 5064          | 1356         | 16          | 9           | 1381         | 5979          | 342          | 124         | 6445          |
| 08 - Lakhimpur           | 2534         | 500          | 90          | 3124          | 888          | 27          | 7           | 922          | 3422          | 527          | 97          | 4046          |
| 09 - Dhemaji             | 1709         | 68           | 126         | 1903          | 234          | 9           | 1           | 244          | 1943          | 77           | 127         | 2147          |
| 10 - Tinsukia            | 2329         | 376          | 88          | 2793          | 1970         | 110         | 54          | 2134         | 4299          | 486          | 142         | 4927          |
| 11 - Dibrugarh           | 2380         | 130          | 108         | 2618          | 1635         | 28          | 31          | 1694         | 4015          | 158          | 139         | 4312          |
| 12 - Sivasagar           | 4230         | 503          | 138         | 4871          | 1027         | 5           | 7           | 1039         | 5257          | 508          | 145         | 5910          |
| 13 - Jorhat              | 4318         | 693          | 181         | 5192          | 1984         | 66          | 31          | 2081         | 6302          | 759          | 212         | 7273          |
| 14 - Golaghat            | 3330         | 183          | 65          | 3578          | 720          | 15          | 3           | 738          | 4050          | 198          | 68          | 4316          |
| 15 - Karbi Anglong       | 2721         | 1246         | 1260        | 5227          | 983          | 80          | 480         | 1543         | 3704          | 1326         | 1740        | 6770          |
| 16 - Dima Hasao          | 603          | 1154         | 288         | 2045          | 585          | 137         | 56          | 778          | 1188          | 1291         | 344         | 2823          |
| 17 - Cachar              | 5322         | 1095         | 332         | 6749          | 1462         | 46          | 35          | 1543         | 6784          | 1141         | 367         | 8292          |
| 18 - Karimganj           | 3946         | 358          | 132         | 4436          | 494          | 20          | 9           | 523          | 4440          | 378          | 141         | 4959          |
| 19 - Hailakandi          | 1275         | 264          | 115         | 1654          | 286          | 20          | 5           | 311          | 1561          | 284          | 120         | 1965          |
| 20 - Bongaigaon          | 970          | 33           | 41          | 1044          | 933          | 8           | 2           | 943          | 1903          | 41           | 43          | 1987          |
| 21 - Chirang             | 686          | 155          | 13          | 854           | 47           | 7           | 0           | 54           | 733           | 162          | 13          | 908           |
| 22 - Kamrup              | 5576         | 699          | 289         | 6564          | 1069         | 91          | 37          | 1197         | 6645          | 790          | 326         | 7761          |
| 23 - Kamrup Metropolitan | 1205         | 88           | 11          | 1304          | 14857        | 410         | 150         | 15417        | 16062         | 498          | 161         | 16721         |
| 24 - Nalbari             | 1815         | 57           | 29          | 1901          | 489          | 5           | 5           | 499          | 2304          | 62           | 34          | 2400          |
| 25 -Baksa                | 4473         | 448          | 117         | 5038          | 56           | 3           | 0           | 59           | 4529          | 451          | 117         | 5097          |
| 26 - Darrang             | 1217         | 73           | 22          | 1312          | 496          | 3           | 6           | 505          | 1713          | 76           | 28          | 1817          |
| 27 - Udalguri            | 1710         | 138          | 47          | 1895          | 223          | 3           | 1           | 227          | 1933          | 141          | 48          | 2122          |
| <b>Total</b>             | <b>90814</b> | <b>11643</b> | <b>5559</b> | <b>108016</b> | <b>40703</b> | <b>1338</b> | <b>1054</b> | <b>43095</b> | <b>131517</b> | <b>12981</b> | <b>6613</b> | <b>151111</b> |

**Table-18.7 : District and sector wise total number of persons employed in establishments under women entrepreneurs by nature of operation**

| District                 | Rural         |              |             |               | Urban        |             |             |              | Total         |              |             |               |
|--------------------------|---------------|--------------|-------------|---------------|--------------|-------------|-------------|--------------|---------------|--------------|-------------|---------------|
|                          | Perinnial     | Seasonal     | Casual      | Total         | Perinnial    | Seasonal    | Casual      | Total        | Perinnial     | Seasonal     | Casual      | Total         |
| 01 - Kokrajhar           | 3031          | 193          | 58          | 3282          | 745          | 44          | 18          | 807          | 3776          | 237          | 76          | 4089          |
| 02 - Dhubri              | 4218          | 479          | 84          | 4781          | 1653         | 61          | 31          | 1745         | 5871          | 540          | 115         | 6526          |
| 03 - Goalpara            | 3289          | 265          | 174         | 3728          | 1128         | 34          | 8           | 1170         | 4417          | 299          | 182         | 4898          |
| 04 - Barpeta             | 25349         | 883          | 392         | 26624         | 5985         | 22          | 5           | 6012         | 31334         | 905          | 397         | 32636         |
| 05 - Morigaon            | 3598          | 288          | 57          | 3943          | 815          | 17          | 13          | 845          | 4413          | 305          | 70          | 4788          |
| 06 - Nagaon              | 13458         | 2156         | 1649        | 17263         | 4680         | 167         | 79          | 4926         | 18138         | 2323         | 1728        | 22189         |
| 07 - Sonitpur            | 7696          | 453          | 155         | 8304          | 2714         | 37          | 14          | 2765         | 10410         | 490          | 169         | 11069         |
| 08 - Lakhimpur           | 5507          | 742          | 108         | 6357          | 1705         | 40          | 9           | 1754         | 7212          | 782          | 117         | 8111          |
| 09 - Dhemaji             | 3448          | 114          | 141         | 3703          | 434          | 112         | 1           | 547          | 3882          | 226          | 142         | 4250          |
| 10 - Tinsukia            | 4994          | 890          | 149         | 6033          | 3340         | 195         | 66          | 3601         | 8334          | 1085         | 215         | 9634          |
| 11 - Dibrugarh           | 3724          | 203          | 150         | 4077          | 3291         | 38          | 59          | 3388         | 7015          | 241          | 209         | 7465          |
| 12 - Sivasagar           | 8035          | 1149         | 219         | 9403          | 2034         | 8           | 9           | 2051         | 10069         | 1157         | 228         | 11454         |
| 13 - Jorhat              | 6676          | 1133         | 220         | 8029          | 3487         | 113         | 37          | 3637         | 10163         | 1246         | 257         | 11666         |
| 14 - Golaghat            | 5584          | 309          | 111         | 6004          | 1462         | 24          | 4           | 1490         | 7046          | 333          | 115         | 7494          |
| 15 - Karbi Anglong       | 3878          | 1763         | 1743        | 7384          | 1636         | 94          | 553         | 2283         | 5514          | 1857         | 2296        | 9667          |
| 16 - Dima Hasao          | 834           | 1367         | 351         | 2552          | 900          | 160         | 59          | 1119         | 1734          | 1527         | 410         | 3671          |
| 17 - Cachar              | 6666          | 1263         | 364         | 8293          | 2078         | 61          | 35          | 2174         | 8744          | 1324         | 399         | 10467         |
| 18 - Karimganj           | 4864          | 580          | 140         | 5584          | 750          | 24          | 11          | 785          | 5614          | 604          | 151         | 6369          |
| 19 - Hailakandi          | 2183          | 330          | 118         | 2631          | 448          | 27          | 5           | 480          | 2631          | 357          | 123         | 3111          |
| 20 - Bongaigaon          | 1803          | 54           | 50          | 1907          | 1883         | 11          | 2           | 1896         | 3686          | 65           | 52          | 3803          |
| 21 - Chirang             | 1222          | 197          | 16          | 1435          | 126          | 19          | 0           | 145          | 1348          | 216          | 16          | 1580          |
| 22 - Kamrup              | 9705          | 1086         | 419         | 11210         | 2446         | 117         | 53          | 2616         | 12151         | 1203         | 472         | 13826         |
| 23 - Kamrup Metropolitan | 2204          | 134          | 19          | 2357          | 26519        | 634         | 183         | 27336        | 28723         | 768          | 202         | 29693         |
| 24 - Nalbari             | 2964          | 283          | 293         | 3540          | 832          | 9           | 5           | 846          | 3796          | 292          | 298         | 4386          |
| 25 -Baksa                | 7240          | 559          | 133         | 7932          | 116          | 5           | 0           | 121          | 7356          | 564          | 133         | 8053          |
| 26 - Darrang             | 2592          | 126          | 28          | 2746          | 807          | 3           | 6           | 816          | 3399          | 129          | 34          | 3562          |
| 27 - Udalguri            | 2502          | 238          | 63          | 2803          | 403          | 5           | 1           | 409          | 2905          | 243          | 64          | 3212          |
| <b>Total</b>             | <b>147264</b> | <b>17237</b> | <b>7404</b> | <b>171905</b> | <b>72417</b> | <b>2081</b> | <b>1266</b> | <b>75764</b> | <b>219681</b> | <b>19318</b> | <b>8670</b> | <b>247669</b> |

**Table-18.8: District wise total number of establishments under women entrepreneurs by major source of finance**

| District                 | Self finance  | Financial Assistance from Govt. sources | Borrowing from financial institutions | Borrowing from Non-institutions / Money Lenders | Loan from Self Help Group | Donations / Transfers from other agencies | Total         |
|--------------------------|---------------|---|---------------------------------------|---|---------------------------|---|---------------|
| 01 - Kokrajhar           | 2194          | 58                                      | 12                                    | 40  | 23                        | 63  | 2390          |
| 02 - Dhubri              | 3669          | 167                                     | 31                                    | 17  | 48                        | 194                                       | 4126          |
| 03 - Goalpara            | 2400          | 105                                     | 34                                    | 9   | 7                         | 118                                       | 2673          |
| 04 - Barpeta             | 21064         | 135                                     | 105                                   | 197   | 153                       | 281                                       | 21935         |
| 05 - Morigaon            | 2263          | 126                                     | 47                                    | 25  | 23                        | 213                                       | 2697          |
| 06 - Nagaon              | 13038         | 374                                     | 91                                    | 89  | 138                       | 562                                       | 14292         |
| 07 - Sonitpur            | 5866          | 203                                     | 108                                   | 41  | 79                        | 148                                       | 6445          |
| 08 - Lakhimpur           | 3018          | 267                                     | 51                                    | 24  | 26                        | 660                                       | 4046          |
| 09 - Dhemaji             | 1783          | 112                                     | 14                                    | 2   | 9                         | 227                                       | 2147          |
| 10 - Tinsukia            | 4367          | 89                                      | 97                                    | 29  | 44                        | 301                                       | 4927          |
| 11 - Dibrugarh           | 3842          | 105                                     | 60                                    | 18  | 24                        | 263                                       | 4312          |
| 12 - Sivasagar           | 4756          | 181                                     | 73                                    | 36  | 114                       | 750                                       | 5910          |
| 13 - Jorhat              | 6334          | 150                                     | 123                                   | 14  | 31                        | 621                                       | 7273          |
| 14 - Golaghat            | 3736          | 121                                     | 85                                    | 46  | 32                        | 296                                       | 4316          |
| 15 - Karbi Anglong       | 6400          | 77                                      | 13                                    | 8   | 3                         | 269                                       | 6770          |
| 16 - Dima Hasao          | 2687          | 36                                      | 9                                     | 2   | 6                         | 83  | 2823          |
| 17 - Cachar              | 7584          | 125                                     | 78                                    | 45  | 43                        | 417                                       | 8292          |
| 18 - Karimganj           | 4596          | 59                                      | 14                                    | 86  | 8                         | 196                                       | 4959          |
| 19 - Hailakandi          | 1798          | 54                                      | 15                                    | 11  | 3                         | 84  | 1965          |
| 20 - Bongaigaon          | 1757          | 62                                      | 34                                    | 9   | 21                        | 104                                       | 1987          |
| 21 - Chirang             | 837           | 27                                      | 2                                     | 0   | 0                         | 42  | 908           |
| 22 - Kamrup              | 6680          | 279                                     | 174                                   | 130   | 162                       | 336                                       | 7761          |
| 23 - Kamrup Metropolitan | 15364         | 164                                     | 445                                   | 208   | 77                        | 463                                       | 16721         |
| 24 - Nalbari             | 2125          | 82                                      | 43                                    | 31  | 17                        | 102                                       | 2400          |
| 25 -Baksa                | 4774          | 90                                      | 21                                    | 93  | 22                        | 97  | 5097          |
| 26 - Darrang             | 1528          | 71                                      | 59                                    | 26  | 21                        | 112                                       | 1817          |
| 27 - Udalguri            | 1925          | 41                                      | 17                                    | 12  | 10                        | 117                                       | 2122          |
| <b>Total</b>             | <b>136385</b> | <b>3360</b>                             | <b>1855</b>                           | <b>1248</b>                                     | <b>1144</b>               | <b>7119</b>                               | <b>151111</b> |

**Table—19.1 : District wise Total number of handloom / handicraft establishments by Sector and Type of Establishments in Assam**

| District                 | Rural                 |                               |              | Urban                 |                               |              | Total                 |                               |              |
|--------------------------|-----------------------|-------------------------------|--------------|-----------------------|-------------------------------|--------------|-----------------------|-------------------------------|--------------|
|                          | Without Hired Workers | With Atleast One Hired Worker | Total        | Without Hired Workers | With Atleast One Hired Worker | Total        | Without Hired Workers | With Atleast One Hired Worker | Total        |
| 01 - Kokrajhar           | 949                   | 198                           | 1147         | 88                    | 134                           | 222          | 1037                  | 332                           | 1369         |
| 02 - Dhubri              | 2238                  | 642                           | 2880         | 464                   | 408                           | 872          | 2702                  | 1050                          | 3752         |
| 03 - Goalpara            | 2316                  | 782                           | 3098         | 388                   | 379                           | 767          | 2704                  | 1161                          | 3865         |
| 04 - Barpeta             | 8232                  | 1695                          | 9927         | 1823                  | 988                           | 2811         | 10055                 | 2683                          | 12738        |
| 05 - Morigaon            | 1102                  | 322                           | 1424         | 124                   | 223                           | 347          | 1226                  | 545                           | 1771         |
| 06 - Nagaon              | 5116                  | 2225                          | 7341         | 966                   | 1040                          | 2006         | 6082                  | 3265                          | 9347         |
| 07 - Sonitpur            | 1950                  | 900                           | 2850         | 363                   | 416                           | 779          | 2313                  | 1316                          | 3629         |
| 08 - Lakhimpur           | 1381                  | 456                           | 1837         | 145                   | 260                           | 405          | 1526                  | 716                           | 2242         |
| 09 - Dhemaji             | 1213                  | 263                           | 1476         | 62                    | 93                            | 155          | 1275                  | 356                           | 1631         |
| 10 - Tinsukia            | 962                   | 284                           | 1246         | 503                   | 383                           | 886          | 1465                  | 667                           | 2132         |
| 11 - Dibrugarh           | 916                   | 273                           | 1189         | 366                   | 402                           | 768          | 1282                  | 675                           | 1957         |
| 12 - Sivasagar           | 2154                  | 743                           | 2897         | 131                   | 260                           | 391          | 2285                  | 1003                          | 3288         |
| 13 - Jorhat              | 2714                  | 465                           | 3179         | 285                   | 286                           | 571          | 2999                  | 751                           | 3750         |
| 14 - Golaghat            | 1518                  | 690                           | 2208         | 151                   | 135                           | 286          | 1669                  | 825                           | 2494         |
| 15 - Karbi Anglong       | 2236                  | 173                           | 2409         | 222                   | 101                           | 323          | 2458                  | 274                           | 2732         |
| 16 - Dima Hasao          | 265                   | 35                            | 300          | 44                    | 12                            | 56           | 309                   | 47                            | 356          |
| 17 - Cachar              | 3475                  | 478                           | 3953         | 518                   | 210                           | 728          | 3993                  | 688                           | 4681         |
| 18 - Karimganj           | 2631                  | 509                           | 3140         | 236                   | 101                           | 337          | 2867                  | 610                           | 3477         |
| 19 - Hailakandi          | 828                   | 115                           | 943          | 65                    | 35                            | 100          | 893                   | 150                           | 1043         |
| 20 - Bongaigaon          | 1016                  | 584                           | 1600         | 331                   | 392                           | 723          | 1347                  | 976                           | 2323         |
| 21 - Chirang             | 295                   | 96                            | 391          | 7                     | 36                            | 43           | 302                   | 132                           | 434          |
| 22 - Kamrup              | 4303                  | 1854                          | 6157         | 1577                  | 1376                          | 2953         | 5880                  | 3230                          | 9110         |
| 23 - Kamrup Metropolitan | 343                   | 133                           | 476          | 1229                  | 2020                          | 3249         | 1572                  | 2153                          | 3725         |
| 24 - Nalbari             | 2259                  | 580                           | 2839         | 380                   | 252                           | 632          | 2639                  | 832                           | 3471         |
| 25 -Baksa                | 2121                  | 600                           | 2721         | 31                    | 30                            | 61           | 2152                  | 630                           | 2782         |
| 26 - Darrang             | 874                   | 474                           | 1348         | 79                    | 231                           | 310          | 953                   | 705                           | 1658         |
| 27 - Udalguri            | 718                   | 153                           | 871          | 73                    | 66                            | 139          | 791                   | 219                           | 1010         |
| <b>Total</b>             | <b>54125</b>          | <b>15722</b>                  | <b>69847</b> | <b>10651</b>          | <b>10269</b>                  | <b>20920</b> | <b>64776</b>          | <b>25991</b>                  | <b>90767</b> |

Table-19.2 : District wise Total number of persons employed in handloom / handicraft establishments by sector and type of establishments

| District                 | Rural                 |                               |               | Urban                 |                               |              | Total                 |                               |               |
|--------------------------|-----------------------|-------------------------------|---------------|-----------------------|-------------------------------|--------------|-----------------------|-------------------------------|---------------|
|                          | Without Hired Workers | With Atleast One Hired Worker | Total         | Without Hired Workers | With Atleast One Hired Worker | Total        | Without Hired Workers | With Atleast One Hired Worker | Total         |
| 01 - Kokrajhar           | 1398                  | 668                           | 2066          | 120                   | 489                           | 609          | 1518                  | 1157                          | 2675          |
| 02 - Dhubri              | 3240                  | 2069                          | 5309          | 621                   | 1151                          | 1772         | 3861                  | 3220                          | 7081          |
| 03 - Goalpara            | 3307                  | 2384                          | 5691          | 591                   | 1056                          | 1647         | 3898                  | 3440                          | 7338          |
| 04 - Barpeta             | 13945                 | 7351                          | 21296         | 2523                  | 3373                          | 5896         | 16468                 | 10724                         | 27192         |
| 05 - Morigaon            | 1452                  | 898                           | 2350          | 148                   | 711                           | 859          | 1600                  | 1609                          | 3209          |
| 06 - Nagaon              | 7522                  | 7436                          | 14958         | 1224                  | 3496                          | 4720         | 8746                  | 10932                         | 19678         |
| 07 - Sonitpur            | 2597                  | 2946                          | 5543          | 510                   | 1378                          | 1888         | 3107                  | 4324                          | 7431          |
| 08 - Lakhimpur           | 1897                  | 1399                          | 3296          | 174                   | 879                           | 1053         | 2071                  | 2278                          | 4349          |
| 09 - Dhemaji             | 1863                  | 905                           | 2768          | 176                   | 295                           | 471          | 2039                  | 1200                          | 3239          |
| 10 - Tinsukia            | 1410                  | 963                           | 2373          | 618                   | 1257                          | 1875         | 2028                  | 2220                          | 4248          |
| 11 - Dibrugarh           | 1378                  | 995                           | 2373          | 489                   | 1301                          | 1790         | 1867                  | 2296                          | 4163          |
| 12 - Sivasagar           | 6281                  | 3385                          | 9666          | 302                   | 990                           | 1292         | 6583                  | 4375                          | 10958         |
| 13 - Jorhat              | 4295                  | 1505                          | 5800          | 372                   | 881                           | 1253         | 4667                  | 2386                          | 7053          |
| 14 - Golaghat            | 2377                  | 2165                          | 4542          | 225                   | 382                           | 607          | 2602                  | 2547                          | 5149          |
| 15 - Karbi Anglong       | 3257                  | 514                           | 3771          | 248                   | 333                           | 581          | 3505                  | 847                           | 4352          |
| 16 - Dima Hasao          | 330                   | 84                            | 414           | 51                    | 35                            | 86           | 381                   | 119                           | 500           |
| 17 - Cachar              | 4058                  | 2164                          | 6222          | 555                   | 690                           | 1245         | 4613                  | 2854                          | 7467          |
| 18 - Karimganj           | 3002                  | 2079                          | 5081          | 256                   | 314                           | 570          | 3258                  | 2393                          | 5651          |
| 19 - Hailakandi          | 1110                  | 460                           | 1570          | 82                    | 94                            | 176          | 1192                  | 554                           | 1746          |
| 20 - Bongaigaon          | 1478                  | 1543                          | 3021          | 440                   | 1315                          | 1755         | 1918                  | 2858                          | 4776          |
| 21 - Chirang             | 399                   | 317                           | 716           | 10                    | 120                           | 130          | 409                   | 437                           | 846           |
| 22 - Kamrup              | 6531                  | 6401                          | 12932         | 2773                  | 6001                          | 8774         | 9304                  | 12402                         | 21706         |
| 23 - Kamrup Metropolitan | 460                   | 519                           | 979           | 1551                  | 7357                          | 8908         | 2011                  | 7876                          | 9887          |
| 24 - Nalbari             | 4709                  | 2104                          | 6813          | 762                   | 947                           | 1709         | 5471                  | 3051                          | 8522          |
| 25 -Baksa                | 2938                  | 1777                          | 4715          | 38                    | 84                            | 122          | 2976                  | 1861                          | 4837          |
| 26 - Darrang             | 1337                  | 1347                          | 2684          | 97                    | 707                           | 804          | 1434                  | 2054                          | 3488          |
| 27 - Udalguri            | 1095                  | 424                           | 1519          | 123                   | 188                           | 311          | 1218                  | 612                           | 1830          |
| <b>Total</b>             | <b>83666</b>          | <b>54802</b>                  | <b>138468</b> | <b>15079</b>          | <b>35824</b>                  | <b>50903</b> | <b>98745</b>          | <b>90626</b>                  | <b>189371</b> |



**Table-19.3 : District wise total number of persons employed in handloom / handicraft establishments and type of ownership**

| District                 | Govt / PSU | Private : Proprietary | Private : Partnership | Private : Company | Private : Self Help Group | Private : Co-operative | Private : Non-profit Institution | Private : Others | Total  |
|--------------------------|------------|-----------------------|-----------------------|-------------------|---------------------------|------------------------|----------------------------------|------------------|--------|
| 01 - Kokrajhar           | 20         | 2450                  | 25                    | 0                 | 95                        | 76                     | 2                                | 7                | 2675   |
| 02 - Dhubri              | 6          | 7040                  | 17                    | 7                 | 7                         | 2                      | 0                                | 2                | 7081   |
| 03 - Goalpara            | 36         | 7226                  | 6                     | 0                 | 25                        | 34                     | 0                                | 11               | 7338   |
| 04 - Barpeta             | 12         | 25228                 | 68                    | 0                 | 1649                      | 209                    | 16                               | 10               | 27192  |
| 05 - Morigaon            | 16         | 3153                  | 9                     | 0                 | 23                        | 6                      | 0                                | 2                | 3209   |
| 06 - Nagaon              | 43         | 19388                 | 44                    | 33                | 114                       | 32                     | 2                                | 22               | 19678  |
| 07 - Sonitpur            | 19         | 7231                  | 9                     | 3                 | 125                       | 24                     | 10                               | 10               | 7431   |
| 08 - Lakhimpur           | 15         | 4191                  | 55                    | 0                 | 21                        | 7                      | 0                                | 60               | 4349   |
| 09 - Dhemaji             | 17         | 2946                  | 35                    | 0                 | 81                        | 127                    | 0                                | 33               | 3239   |
| 10 - Tinsukia            | 1          | 3905                  | 60                    | 0                 | 235                       | 10                     | 0                                | 37               | 4248   |
| 11 - Dibrugarh           | 16         | 3797                  | 40                    | 90                | 209                       | 7                      | 0                                | 4                | 4163   |
| 12 - Sivasagar           | 140        | 6280                  | 225                   | 28                | 4157                      | 22                     | 0                                | 106              | 10958  |
| 13 - Jorhat              | 27         | 6321                  | 23                    | 0                 | 487                       | 68                     | 42                               | 85               | 7053   |
| 14 - Golaghat            | 20         | 4544                  | 14                    | 0                 | 477                       | 12                     | 0                                | 82               | 5149   |
| 15 - Karbi Anglong       | 73         | 4159                  | 14                    | 0                 | 74                        | 0                      | 0                                | 32               | 4352   |
| 16 - Dima Hasao          | 0          | 495                   | 0                     | 0                 | 1                         | 0                      | 2                                | 2                | 500    |
| 17 - Cachar              | 3          | 7082                  | 71                    | 236               | 7                         | 0                      | 0                                | 68               | 7467   |
| 18 - Karimganj           | 4          | 5365                  | 12                    | 230               | 17                        | 18                     | 0                                | 5                | 5651   |
| 19 - Hailakandi          | 0          | 1601                  | 2                     | 139               | 0                         | 0                      | 0                                | 4                | 1746   |
| 20 - Bongaigaon          | 8          | 4707                  | 13                    | 0                 | 17                        | 12                     | 0                                | 19               | 4776   |
| 21 - Chirang             | 0          | 816                   | 0                     | 0                 | 23                        | 4                      | 0                                | 3                | 846    |
| 22 - Kamrup              | 34         | 21254                 | 26                    | 68                | 229                       | 55                     | 0                                | 40               | 21706  |
| 23 - Kamrup Metropolitan | 167        | 9432                  | 84                    | 13                | 73                        | 34                     | 2                                | 82               | 9887   |
| 24 - Nalbari             | 200        | 6062                  | 87                    | 0                 | 1965                      | 154                    | 0                                | 54               | 8522   |
| 25 -Baksa                | 19         | 4761                  | 6                     | 0                 | 23                        | 18                     | 0                                | 10               | 4837   |
| 26 - Darrang             | 8          | 3406                  | 34                    | 0                 | 21                        | 10                     | 0                                | 9                | 3488   |
| 27 - Udalguri            | 9          | 1660                  | 0                     | 3                 | 111                       | 44                     | 0                                | 3                | 1830   |
| Total                    | 913        | 174500                | 979                   | 850               | 10266                     | 985                    | 76                               | 802              | 189371 |

**Table-19.4 : District wise total number of handloom / handicraft establishments under proprietary ownership by sector and social group of owner**

| District                 | Rural       |              |              |              | Urban       |            |             |              | Total        |              |              |              |              |              |
|--------------------------|-------------|--------------|--------------|--------------|-------------|------------|-------------|--------------|--------------|--------------|--------------|--------------|--------------|--------------|
|                          | SC          | ST           | OBC          | Others       | SC          | ST         | OBC         | Others       | Total        | SC           | ST           | OBC          | Others       | Total        |
| 01 - Kokrajhar           | 444         | 371          | 171          | 1128         | 34          | 62         | 55          | 69           | 220          | 176          | 506          | 426          | 240          | 1348         |
| 02 - Dhubri              | 63          | 509          | 1969         | 2867         | 203         | 10         | 335         | 324          | 872          | 529          | 73           | 844          | 2293         | 3739         |
| 03 - Goalpara            | 421         | 641          | 1640         | 3082         | 112         | 30         | 122         | 501          | 765          | 492          | 451          | 763          | 2141         | 3847         |
| 04 - Barpeta             | 415         | 1604         | 7014         | 9748         | 313         | 40         | 347         | 2104         | 2804         | 1028         | 455          | 1951         | 9118         | 12552        |
| 05 - Morigaon            | 227         | 172          | 439          | 1413         | 90          | 17         | 49          | 189          | 345          | 665          | 244          | 221          | 628          | 1758         |
| 06 - Nagaon              | 549         | 1502         | 3475         | 7314         | 416         | 31         | 536         | 1011         | 1994         | 2204         | 580          | 2038         | 4486         | 9308         |
| 07 - Sonitpur            | 494         | 870          | 919          | 2814         | 134         | 22         | 256         | 360          | 772          | 665          | 516          | 1126         | 1279         | 3586         |
| 08 - Lakhimpur           | 320         | 658          | 541          | 1808         | 66          | 22         | 119         | 193          | 400          | 355          | 342          | 777          | 734          | 2208         |
| 09 - Dhemaji             | 696         | 434          | 170          | 1436         | 31          | 8          | 87          | 23           | 149          | 167          | 704          | 521          | 193          | 1585         |
| 10 - Tinsukia            | 160         | 643          | 292          | 1206         | 87          | 37         | 232         | 513          | 869          | 198          | 197          | 875          | 805          | 2075         |
| 11 - Dibrugarh           | 69          | 650          | 297          | 1148         | 95          | 34         | 212         | 423          | 764          | 227          | 103          | 862          | 720          | 1912         |
| 12 - Sivasagar           | 178         | 1361         | 727          | 2487         | 50          | 5          | 102         | 202          | 359          | 271          | 183          | 1463         | 929          | 2846         |
| 13 - Jorhat              | 384         | 1707         | 764          | 3104         | 61          | 26         | 126         | 348          | 561          | 310          | 410          | 1833         | 1112         | 3665         |
| 14 - Golaghat            | 235         | 755          | 847          | 2124         | 51          | 4          | 67          | 157          | 279          | 338          | 239          | 822          | 1004         | 2403         |
| 15 - Karbi Anglong       | 1855        | 178          | 195          | 2394         | 28          | 112        | 89          | 91           | 320          | 194          | 1967         | 267          | 286          | 2714         |
| 16 - Dima Hasao          | 281         | 7            | 4            | 298          | 3           | 31         | 5           | 16           | 55           | 9            | 312          | 12           | 20           | 353          |
| 17 - Cachar              | 156         | 1197         | 1340         | 3923         | 228         | 5          | 78          | 413          | 724          | 1458         | 161          | 1275         | 1753         | 4647         |
| 18 - Karimganj           | 56          | 551          | 1681         | 3123         | 47          | 2          | 33          | 255          | 337          | 882          | 58           | 584          | 1936         | 3460         |
| 19 - Hailakandi          | 19          | 252          | 407          | 939          | 14          | 0          | 19          | 66           | 99           | 275          | 19           | 271          | 473          | 1038         |
| 20 - Bongaigaon          | 66          | 227          | 779          | 1588         | 177         | 31         | 142         | 367          | 717          | 693          | 97           | 369          | 1146         | 2305         |
| 21 - Chirang             | 171         | 47           | 132          | 384          | 11          | 11         | 1           | 19           | 42           | 45           | 182          | 48           | 151          | 426          |
| 22 - Kamrup              | 617         | 1190         | 3476         | 6100         | 764         | 94         | 756         | 1332         | 2946         | 1581         | 711          | 1946         | 4808         | 9046         |
| 23 - Kamrup Metropolitan | 76          | 117          | 150          | 463          | 394         | 195        | 678         | 1937         | 3204         | 514          | 271          | 795          | 2087         | 3667         |
| 24 - Nalbari             | 69          | 350          | 1740         | 2589         | 58          | 8          | 232         | 294          | 592          | 488          | 77           | 582          | 2034         | 3181         |
| 25 -Baksa                | 1046        | 544          | 652          | 2702         | 19          | 4          | 22          | 16           | 61           | 479          | 1050         | 566          | 668          | 2763         |
| 26 - Darrang             | 13          | 399          | 711          | 1337         | 127         | 6          | 40          | 129          | 302          | 341          | 19           | 439          | 840          | 1639         |
| 27 - Udalguri            | 202         | 347          | 172          | 858          | 27          | 7          | 55          | 50           | 139          | 164          | 209          | 402          | 222          | 997          |
| <b>Total</b>             | <b>9282</b> | <b>17283</b> | <b>30704</b> | <b>68377</b> | <b>3640</b> | <b>854</b> | <b>4795</b> | <b>11402</b> | <b>20691</b> | <b>14748</b> | <b>10136</b> | <b>22078</b> | <b>42106</b> | <b>89068</b> |

**Table-19.4 District wise total number of persons employed in handloom / handicraft establishments under proprietary ownership by sector and social group of owner**

| District                 | Rural        |              |              |              | Urban         |             |             |              | Total        |              |              |              |              |              |
|--------------------------|--------------|--------------|--------------|--------------|---------------|-------------|-------------|--------------|--------------|--------------|--------------|--------------|--------------|--------------|
|                          | SC           | ST           | OBC          | Others       | SC            | ST          | OBC         | Others       | Total        | SC           | ST           | OBC          | Others       | Total        |
| 01 - Kokrajhar           | 226          | 614          | 732          | 287          | 1859          | 80          | 169         | 137          | 205          | 591          | 306          | 783          | 869          | 492          |
| 02 - Dhubri              | 557          | 115          | 853          | 3743         | 5268          | 390         | 16          | 672          | 694          | 1772         | 947          | 131          | 1525         | 4437         |
| 03 - Goalpara            | 761          | 664          | 1181         | 2989         | 5595          | 238         | 53          | 283          | 1057         | 1631         | 999          | 717          | 1464         | 4046         |
| 04 - Barpeta             | 1384         | 550          | 2713         | 14718        | 19365         | 657         | 106         | 672          | 4428         | 5863         | 2041         | 656          | 3385         | 19146        |
| 05 - Morigaon            | 842          | 352          | 308          | 802          | 2304          | 204         | 48          | 82           | 515          | 849          | 1046         | 400          | 390          | 1317         |
| 06 - Nagaon              | 3185         | 941          | 3162         | 7454         | 14742         | 859         | 56          | 1184         | 2547         | 4646         | 4044         | 997          | 4346         | 10001        |
| 07 - Sonitpur            | 899          | 847          | 1607         | 2023         | 5376          | 310         | 45          | 579          | 921          | 1855         | 1209         | 892          | 2186         | 2944         |
| 08 - Lakhimpur           | 558          | 538          | 1112         | 955          | 3163          | 162         | 66          | 309          | 491          | 1028         | 720          | 604          | 1421         | 1446         |
| 09 - Dhemaji             | 242          | 1254         | 715          | 278          | 2489          | 73          | 19          | 224          | 141          | 457          | 315          | 1273         | 939          | 419          |
| 10 - Tinsukia            | 197          | 233          | 1035         | 626          | 2091          | 166         | 54          | 429          | 1165         | 1814         | 363          | 287          | 1464         | 1791         |
| 11 - Dibrugarh           | 230          | 121          | 1116         | 557          | 2024          | 184         | 81          | 458          | 1050         | 1773         | 414          | 202          | 1574         | 1607         |
| 12 - Sivasagar           | 374          | 302          | 2767         | 1801         | 5244          | 117         | 11          | 303          | 605          | 1036         | 491          | 313          | 3070         | 2406         |
| 13 - Jorhat              | 376          | 590          | 2900         | 1241         | 5107          | 121         | 53          | 248          | 792          | 1214         | 497          | 643          | 3148         | 2033         |
| 14 - Golaghat            | 564          | 413          | 1396         | 1600         | 3973          | 91          | 6           | 137          | 337          | 571          | 655          | 419          | 1533         | 1937         |
| 15 - Karbi Anglong       | 249          | 2812         | 282          | 287          | 3630          | 58          | 186         | 135          | 150          | 529          | 307          | 2998         | 417          | 437          |
| 16 - Dima Hasao          | 6            | 384          | 13           | 8            | 411           | 7           | 38          | 6            | 33           | 84           | 13           | 422          | 19           | 41           |
| 17 - Cachar              | 1735         | 192          | 1686         | 2230         | 5843          | 287         | 5           | 139          | 808          | 1239         | 2022         | 197          | 1825         | 3038         |
| 18 - Karimganj           | 1197         | 185          | 844          | 2569         | 4795          | 73          | 2           | 56           | 439          | 570          | 1270         | 187          | 900          | 3008         |
| 19 - Hailakandi          | 405          | 26           | 375          | 620          | 1426          | 22          | 0           | 33           | 120          | 175          | 427          | 26           | 408          | 740          |
| 20 - Bongaigaon          | 883          | 164          | 408          | 1511         | 2966          | 439         | 60          | 397          | 845          | 1741         | 1322         | 224          | 805          | 2356         |
| 21 - Chirang             | 70           | 304          | 67           | 249          | 690           | 32          | 32          | 3            | 59           | 126          | 102          | 336          | 70           | 308          |
| 22 - Kamrup              | 1683         | 1057         | 1936         | 7911         | 12587         | 2270        | 233         | 2163         | 4001         | 8667         | 3953         | 1290         | 4099         | 11912        |
| 23 - Kamrup Metropolitan | 218          | 99           | 261          | 294          | 872           | 1070        | 372         | 1820         | 5298         | 8560         | 1288         | 471          | 2081         | 5592         |
| 24 - Nalbari             | 724          | 123          | 546          | 3246         | 4639          | 131         | 24          | 562          | 706          | 1423         | 855          | 147          | 1108         | 3952         |
| 25 -Baksa                | 805          | 1737         | 933          | 1164         | 4639          | 37          | 10          | 47           | 28           | 122          | 842          | 1747         | 980          | 1192         |
| 26 - Darrang             | 394          | 19           | 709          | 1514         | 2636          | 293         | 16          | 83           | 378          | 770          | 687          | 35           | 792          | 1892         |
| 27 - Udalguri            | 217          | 286          | 540          | 306          | 1349          | 55          | 22          | 108          | 126          | 311          | 272          | 308          | 648          | 432          |
| <b>Total</b>             | <b>18981</b> | <b>14922</b> | <b>30197</b> | <b>60983</b> | <b>125083</b> | <b>8426</b> | <b>1783</b> | <b>11269</b> | <b>27939</b> | <b>49417</b> | <b>27407</b> | <b>16705</b> | <b>41466</b> | <b>88922</b> |

**Table-19.6 : District wise total number of handloom / handicraft establishments by sector and nature of operation**

| District                 | Rural        |             |             |              | Urban        |            |            |              | Total        |             |             |              |
|--------------------------|--------------|-------------|-------------|--------------|--------------|------------|------------|--------------|--------------|-------------|-------------|--------------|
|                          | Perinnial    | Seasonal    | Casual      | Total        | Perinnial    | Seasonal   | Casual     | Total        | Perinnial    | Seasonal    | Casual      | Total        |
| 01 - Kokrajhar           | 1049         | 75          | 23          | 1147         | 199          | 21         | 2          | 222          | 1248         | 96          | 25          | 1369         |
| 02 - Dhubri              | 2605         | 236         | 39          | 2880         | 815          | 48         | 9          | 872          | 3420         | 284         | 48          | 3752         |
| 03 - Goalpara            | 2697         | 267         | 134         | 3098         | 747          | 14         | 6          | 767          | 3444         | 281         | 140         | 3865         |
| 04 - Barpeta             | 9533         | 318         | 76          | 9927         | 2800         | 10         | 1          | 2811         | 12333        | 328         | 77          | 12738        |
| 05 - Morigaon            | 1191         | 180         | 53          | 1424         | 337          | 4          | 6          | 347          | 1528         | 184         | 59          | 1771         |
| 06 - Nagaon              | 6126         | 845         | 370         | 7341         | 1916         | 62         | 28         | 2006         | 8042         | 907         | 398         | 9347         |
| 07 - Sonitpur            | 2495         | 246         | 109         | 2850         | 769          | 9          | 1          | 779          | 3264         | 255         | 110         | 3629         |
| 08 - Lakhimpur           | 1518         | 224         | 95          | 1837         | 389          | 12         | 4          | 405          | 1907         | 236         | 99          | 2242         |
| 09 - Dhemaji             | 1276         | 71          | 129         | 1476         | 153          | 2          | 0          | 155          | 1429         | 73          | 129         | 1631         |
| 10 - Tinsukia            | 1011         | 168         | 67          | 1246         | 818          | 53         | 15         | 886          | 1829         | 221         | 82          | 2132         |
| 11 - Dibrugarh           | 952          | 141         | 96          | 1189         | 735          | 23         | 10         | 768          | 1687         | 164         | 106         | 1957         |
| 12 - Sivasagar           | 2308         | 475         | 114         | 2897         | 372          | 14         | 5          | 391          | 2680         | 489         | 119         | 3288         |
| 13 - Jorhat              | 2239         | 771         | 169         | 3179         | 528          | 29         | 14         | 571          | 2767         | 800         | 183         | 3750         |
| 14 - Golaghat            | 2005         | 154         | 49          | 2208         | 278          | 8          | 0          | 286          | 2283         | 162         | 49          | 2494         |
| 15 - Karbi Anglong       | 1451         | 608         | 350         | 2409         | 245          | 18         | 60         | 323          | 1696         | 626         | 410         | 2732         |
| 16 - Dima Hasao          | 144          | 98          | 58          | 300          | 33           | 11         | 12         | 56           | 177          | 109         | 70          | 356          |
| 17 - Cachar              | 3514         | 328         | 111         | 3953         | 660          | 55         | 13         | 728          | 4174         | 383         | 124         | 4681         |
| 18 - Karimganj           | 2880         | 177         | 83          | 3140         | 328          | 8          | 1          | 337          | 3208         | 185         | 84          | 3477         |
| 19 - Hailakandi          | 807          | 108         | 28          | 943          | 88           | 12         | 0          | 100          | 895          | 120         | 28          | 1043         |
| 20 - Bongaigaon          | 1504         | 73          | 23          | 1600         | 701          | 22         | 0          | 723          | 2205         | 95          | 23          | 2323         |
| 21 - Chirang             | 272          | 114         | 5           | 391          | 36           | 7          | 0          | 43           | 308          | 121         | 5           | 434          |
| 22 - Kamrup              | 5329         | 587         | 241         | 6157         | 2808         | 112        | 33         | 2953         | 8137         | 699         | 274         | 9110         |
| 23 - Kamrup Metropolitan | 429          | 36          | 11          | 476          | 3042         | 173        | 34         | 3249         | 3471         | 209         | 45          | 3725         |
| 24 - Nalbari             | 2744         | 61          | 34          | 2839         | 619          | 7          | 6          | 632          | 3363         | 68          | 40          | 3471         |
| 25 -Baksa                | 2398         | 288         | 35          | 2721         | 60           | 1          | 0          | 61           | 2458         | 289         | 35          | 2782         |
| 26 - Darrang             | 1259         | 62          | 27          | 1348         | 306          | 2          | 2          | 310          | 1565         | 64          | 29          | 1658         |
| 27 - Udalguri            | 772          | 93          | 6           | 871          | 129          | 6          | 4          | 139          | 901          | 99          | 10          | 1010         |
| <b>Total</b>             | <b>60508</b> | <b>6804</b> | <b>2535</b> | <b>69847</b> | <b>19911</b> | <b>743</b> | <b>266</b> | <b>20920</b> | <b>80419</b> | <b>7547</b> | <b>2801</b> | <b>90767</b> |

**Table-19.6 : District wise total number of persons employed in handloom / handicraft establishments by sector and nature of Operation**

| District                 | Rural         |              |             |               | Urban        |             |            |              | Total         |              |             |               |
|--------------------------|---------------|--------------|-------------|---------------|--------------|-------------|------------|--------------|---------------|--------------|-------------|---------------|
|                          | Perinnial     | Seasonal     | Casual      | Total         | Perinnial    | Seasonal    | Casual     | Total        | Perinnial     | Seasonal     | Casual      | Total         |
| 01 - Kokrajhar           | 1866          | 155          | 45          | 2066          | 574          | 32          | 3          | 609          | 2440          | 187          | 48          | 2675          |
| 02 - Dhubri              | 4954          | 304          | 51          | 5309          | 1684         | 75          | 13         | 1772         | 6638          | 379          | 64          | 7081          |
| 03 - Goalpara            | 5046          | 416          | 229         | 5691          | 1619         | 22          | 6          | 1647         | 6665          | 438          | 235         | 7338          |
| 04 - Barpeta             | 20063         | 1131         | 102         | 21296         | 5876         | 18          | 2          | 5896         | 25939         | 1149         | 104         | 27192         |
| 05 - Morigaon            | 1983          | 292          | 75          | 2350          | 845          | 7           | 7          | 859          | 2828          | 299          | 82          | 3209          |
| 06 - Nagaon              | 12909         | 1484         | 565         | 14958         | 4573         | 105         | 42         | 4720         | 17482         | 1589         | 607         | 19678         |
| 07 - Sonitpur            | 5001          | 382          | 160         | 5543          | 1870         | 16          | 2          | 1888         | 6871          | 398          | 162         | 7431          |
| 08 - Lakhimpur           | 2833          | 348          | 115         | 3296          | 1032         | 16          | 5          | 1053         | 3865          | 364          | 120         | 4349          |
| 09 - Dhemaji             | 2388          | 109          | 271         | 2768          | 371          | 100         | 0          | 471          | 2759          | 209          | 271         | 3239          |
| 10 - Tinsukia            | 1942          | 346          | 85          | 2373          | 1761         | 96          | 18         | 1875         | 3703          | 442          | 103         | 4248          |
| 11 - Dibrugarh           | 1898          | 308          | 167         | 2373          | 1734         | 43          | 13         | 1790         | 3632          | 351          | 180         | 4163          |
| 12 - Sivasagar           | 7606          | 1700         | 360         | 9666          | 1177         | 100         | 15         | 1292         | 8783          | 1800         | 375         | 10958         |
| 13 - Jorhat              | 4121          | 1467         | 212         | 5800          | 1175         | 61          | 17         | 1253         | 5296          | 1528         | 229         | 7053          |
| 14 - Golaghat            | 4112          | 349          | 81          | 4542          | 596          | 11          | 0          | 607          | 4708          | 360          | 81          | 5149          |
| 15 - Karbi Anglong       | 2589          | 793          | 389         | 3771          | 460          | 25          | 96         | 581          | 3049          | 818          | 485         | 4352          |
| 16 - Dima Hasao          | 195           | 156          | 63          | 414           | 60           | 13          | 13         | 86           | 255           | 169          | 76          | 500           |
| 17 - Cachar              | 5472          | 622          | 128         | 6222          | 1164         | 65          | 16         | 1245         | 6636          | 687          | 144         | 7467          |
| 18 - Karimganj           | 4688          | 290          | 103         | 5081          | 555          | 14          | 1          | 570          | 5243          | 304          | 104         | 5651          |
| 19 - Hailakandi          | 1391          | 151          | 28          | 1570          | 161          | 15          | 0          | 176          | 1552          | 166          | 28          | 1746          |
| 20 - Bongaigaon          | 2843          | 135          | 43          | 3021          | 1683         | 72          | 0          | 1755         | 4526          | 207          | 43          | 4776          |
| 21 - Chirang             | 553           | 150          | 13          | 716           | 111          | 19          | 0          | 130          | 664           | 169          | 13          | 846           |
| 22 - Kamrup              | 11658         | 924          | 350         | 12932         | 8549         | 180         | 45         | 8774         | 20207         | 1104         | 395         | 21706         |
| 23 - Kamrup Metropolitan | 883           | 65           | 31          | 979           | 8474         | 377         | 57         | 8908         | 9357          | 442          | 88          | 9887          |
| 24 - Nalbari             | 6410          | 160          | 243         | 6813          | 1689         | 9           | 11         | 1709         | 8099          | 169          | 254         | 8522          |
| 25 -Baksa                | 4241          | 421          | 53          | 4715          | 120          | 2           | 0          | 122          | 4361          | 423          | 53          | 4837          |
| 26 - Darrang             | 2448          | 192          | 44          | 2684          | 800          | 2           | 2          | 804          | 3248          | 194          | 46          | 3488          |
| 27 - Udalguri            | 1367          | 145          | 7           | 1519          | 292          | 14          | 5          | 311          | 1659          | 159          | 12          | 1830          |
| <b>Total</b>             | <b>121460</b> | <b>12995</b> | <b>4013</b> | <b>138468</b> | <b>49005</b> | <b>1509</b> | <b>389</b> | <b>50903</b> | <b>170465</b> | <b>14504</b> | <b>4402</b> | <b>189371</b> |

**Table -19.8 : District wise total number of handloom / handicraft establishments under women entrepreneurs by sector and type of establishment**

| District                 | Rural                 |                               |              | Urban                 |                               |             | Combined              |                               |              |
|--------------------------|-----------------------|-------------------------------|--------------|-----------------------|-------------------------------|-------------|-----------------------|-------------------------------|--------------|
|                          | Without Hired Workers | With Atleast One Hired Worker | Total        | Without Hired Workers | With Atleast One Hired Worker | Total       | Without Hired Workers | With Atleast One Hired Worker | Total        |
| 01 - Kokrajhar           | 406                   | 16                            | 422          | 48                    | 13                            | 61          | 454                   | 29                            | 483          |
| 02 - Dhubri              | 397                   | 37                            | 434          | 86                    | 23                            | 109         | 483                   | 60                            | 543          |
| 03 - Goalpara            | 676                   | 39                            | 715          | 78                    | 10                            | 88          | 754                   | 49                            | 803          |
| 04 - Barpeta             | 5483                  | 337                           | 5820         | 1439                  | 143                           | 1582        | 6922                  | 480                           | 7402         |
| 05 - Morigaon            | 416                   | 49                            | 465          | 38                    | 11                            | 49          | 454                   | 60                            | 514          |
| 06 - Nagaon              | 1935                  | 287                           | 2222         | 250                   | 69                            | 319         | 2185                  | 356                           | 2541         |
| 07 - Sonitpur            | 933                   | 119                           | 1052         | 161                   | 60                            | 221         | 1094                  | 179                           | 1273         |
| 08 - Lakhimpur           | 559                   | 85                            | 644          | 50                    | 32                            | 82          | 609                   | 117                           | 726          |
| 09 - Dhemaji             | 574                   | 99                            | 673          | 21                    | 2                             | 23          | 595                   | 101                           | 696          |
| 10 - Tinsukia            | 325                   | 33                            | 358          | 193                   | 24                            | 217         | 518                   | 57                            | 575          |
| 11 - Dibrugarh           | 294                   | 18                            | 312          | 155                   | 33                            | 188         | 449                   | 51                            | 500          |
| 12 - Sivasagar           | 913                   | 149                           | 1062         | 49                    | 34                            | 83          | 962                   | 183                           | 1145         |
| 13 - Jorhat              | 1301                  | 91                            | 1392         | 110                   | 47                            | 157         | 1411                  | 138                           | 1549         |
| 14 - Golaghat            | 619                   | 120                           | 739          | 58                    | 17                            | 75          | 677                   | 137                           | 814          |
| 15 - Karbi Anglong       | 685                   | 42                            | 727          | 93                    | 18                            | 111         | 778                   | 60                            | 838          |
| 16 - Dima Hasao          | 123                   | 15                            | 138          | 28                    | 1                             | 29          | 151                   | 16                            | 167          |
| 17 - Cachar              | 840                   | 58                            | 898          | 49                    | 22                            | 71          | 889                   | 80                            | 969          |
| 18 - Karimganj           | 688                   | 47                            | 735          | 13                    | 2                             | 15          | 701                   | 49                            | 750          |
| 19 - Hailakandi          | 205                   | 4                             | 209          | 3                     | 0                             | 3           | 208                   | 4                             | 212          |
| 20 - Bongaigaon          | 149                   | 22                            | 171          | 116                   | 31                            | 147         | 265                   | 53                            | 318          |
| 21 - Chirang             | 104                   | 23                            | 127          | 5                     | 8                             | 13          | 109                   | 31                            | 140          |
| 22 - Kamrup              | 1886                  | 236                           | 2122         | 512                   | 185                           | 697         | 2398                  | 421                           | 2819         |
| 23 - Kamrup Metropolitan | 155                   | 11                            | 166          | 581                   | 302                           | 883         | 736                   | 313                           | 1049         |
| 24 - Nalbari             | 666                   | 47                            | 713          | 121                   | 11                            | 132         | 787                   | 58                            | 845          |
| 25 -Baksa                | 1209                  | 131                           | 1340         | 5                     | 2                             | 7           | 1214                  | 133                           | 1347         |
| 26 - Darrang             | 209                   | 38                            | 247          | 15                    | 9                             | 24          | 224                   | 47                            | 271          |
| 27 - Udalguri            | 315                   | 24                            | 339          | 6                     | 6                             | 12          | 321                   | 30                            | 351          |
| <b>Total</b>             | <b>22065</b>          | <b>2177</b>                   | <b>24242</b> | <b>4283</b>           | <b>1115</b>                   | <b>5398</b> | <b>26348</b>          | <b>3292</b>                   | <b>29640</b> |

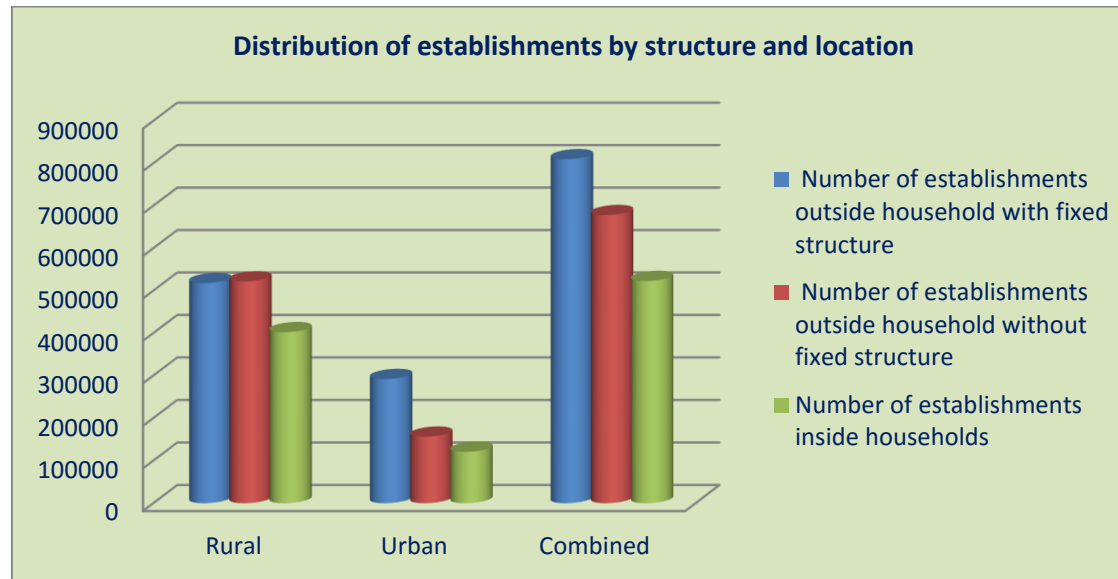
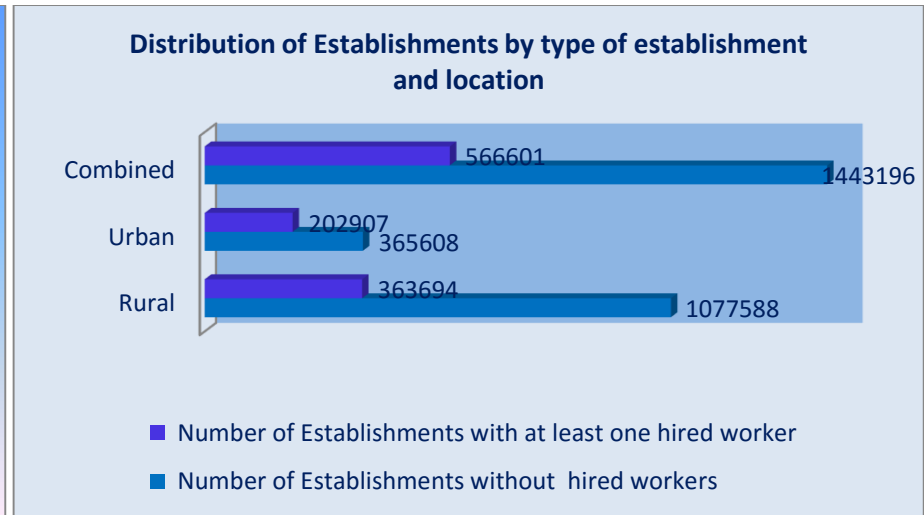
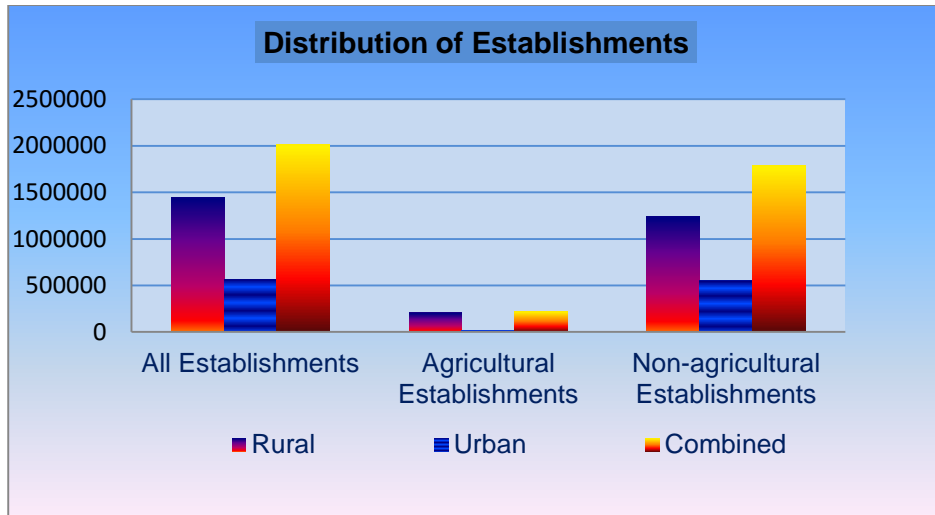
**Table-20.1 : Broad activity wise total number of establishments with 8 or more persons employed by sector**

| Broad Activity  | Rural                  |  |   | Urban                  |  |   | Combined               |  |   |
|---|------------------------|--|---|------------------------|--|---|------------------------|--|---|
|   | Total Number of Esttts | Number of Esttts with 8 or More Persons employed | % of Esttts with 8 or more persons employed | Total Number of Esttts | Number of Esttts with 8 or More Persons employed | % of Esttts with 8 or more persons employed | Total Number of Esttts | Number of Esttts with 8 or More Persons employed | % of Esttts with 8 or more persons employed |
| 01 - Activities relating to agriculture other than crop production & plantation | 28625                  | 166  | .6  | 1235                   | 6  | .5  | 29860                  | 172  | .6  |
| 02 - Livestock  | 115675                 | 1382   | 1.2   | 11504                  | 22   | .2  | 127179                 | 1404   | 1.1   |
| 03 - Forestry and Logging   | 13098                  | 12   | .1  | 778                    | 9  | 1.2   | 13876                  | 21   | .2  |
| 04 - Fishing and aqua culture   | 48818                  | 98   | .2  | 2187                   | 5  | .2  | 51005                  | 103  | .2  |
| Subtotal : Agricultural Activities  | 206216                 | 1658   | .8  | 15704                  | 42   | .3  | 221920                 | 1700   | .8  |
| 05 - Mining and quarrying   | 3127                   | 169  | 5.4   | 219                    | 8  | 3.7   | 3346                   | 177  | 5.3   |
| 06 - Manufacturing  | 155215                 | 2769   | 1.8   | 54865                  | 733  | 1.3   | 210080                 | 3502   | 1.7   |
| 07 - Electricity, gas, steam and air conditioning supply                        | 913                    | 128  | 14.0  | 390                    | 92   | 23.6  | 1303                   | 220  | 16.9  |
| 08 - Water supply, sewerage, waste management and remediation activities        | 7310                   | 23   | .3  | 2824                   | 20   | .7  | 10134                  | 43   | .4  |
| 09 - Construction   | 95106                  | 118  | .1  | 30366                  | 88   | .3  | 125472                 | 206  | .2  |
| 10- Whole sale trade, retail trade & repair of motor vehicles & motor cycles    | 9485                   | 72   | .8  | 14465                  | 225  | 1.6   | 23950                  | 297  | 1.2   |
| 11 - Whole sale trade ( not covered in item-10 above )                          | 46306                  | 102  | .2  | 18590                  | 196  | 1.1   | 64896                  | 298  | .5  |
| 12 - Retail trade ( not covered in item-10 above )                              | 503781                 | 185  | .0  | 225523                 | 332  | .1  | 729304                 | 517  | .1  |
| 13 - Transportation and storage   | 112915                 | 94   | .1  | 48438                  | 209  | .4  | 161353                 | 303  | .2  |
| 14 - Accomodation and and Food service activities                               | 41521                  | 196  | .5  | 25745                  | 395  | 1.5   | 67266                  | 591  | .9  |
| 15 - Information & communication  | 3641                   | 17   | .5  | 4556                   | 123  | 2.7   | 8197                   | 140  | 1.7   |
| 16 - Financial and insurance activities   | 9186                   | 955  | 10.4  | 8090                   | 826  | 10.2  | 17276                  | 1781   | 10.3  |
| 17 - Real estate activities   | 4885                   | 4  | .1  | 33995                  | 6  | .0  | 38880                  | 10   | .0  |
| 18 - Professional, scientific & technical activities                            | 4459                   | 224  | 5.0   | 5550                   | 223  | 4.0   | 10009                  | 447  | 4.5   |
| 19 - Administrative and support service activities                              | 10495                  | 141  | 1.3   | 10620                  | 140  | 1.3   | 21115                  | 281  | 1.3   |
| 20 - Education  | 91196                  | 9372   | 10.3  | 16273                  | 2450   | 15.1  | 107469                 | 11822  | 11.0  |
| 21 - Human health & social work activities                                      | 9801                   | 738  | 7.5   | 5240                   | 473  | 9.0   | 15041                  | 1211   | 8.1   |
| 22 - Arts entertainment, sports & amusement and recreation                      | 6663                   | 106  | 1.6   | 2703                   | 64   | 2.4   | 9366                   | 170  | 1.8   |
| 23 - Other service activities not else where classified                         | 119061                 | 139  | .1  | 44359                  | 86   | .2  | 163420                 | 225  | .1  |
| Subtotal : Non-Agricultural Activities  | 1235066                | 15552  | 1.3   | 552811                 | 6689   | 1.2   | 1787877                | 22241  | 1.2   |
| <b>Total</b>  | <b>1441282</b>         | <b>17210</b>                                     | <b>1.2</b>                                  | <b>568515</b>          | <b>6731</b>                                      | <b>1.2</b>                                  | <b>2009797</b>         | <b>23941</b>                                     | <b>1.2</b>                                  |

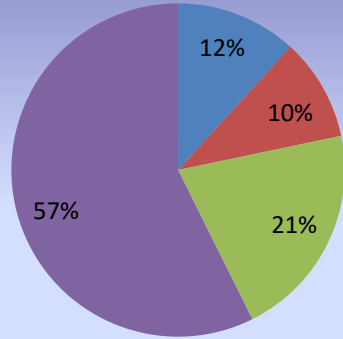
**Table-20.2 : Broad activity wise total number of persons employed in establishments with 8 or more persons employed by sector**

| Broad Activity  | Rural                  |  |   | Urban                  |  |   | Combined               |  |   |
|---|------------------------|--|---|------------------------|--|---|------------------------|--|---|
|   | Total Number of Esttts | Number of Esttts with 8 or More Persons employed | % of Esttts with 8 or more persons employed | Total Number of Esttts | Number of Esttts with 8 or More Persons employed | % of Esttts with 8 or more persons employed | Total Number of Esttts | Number of Esttts with 8 or More Persons employed | % of Esttts with 8 or more persons employed |
| 01 - Activities relating to agriculture other than crop production & plantation | 67704                  | 7162   | 10.6  | 2014                   | 113  | 5.6   | 69718                  | 7275   | 10.4  |
| 02 - Livestock  | 197197                 | 15030  | 7.6   | 20150                  | 350  | 1.7   | 217347                 | 15380  | 7.1   |
| 03 - Forestry and Logging   | 17304                  | 198  | 1.1   | 1404                   | 190  | 13.5  | 18708                  | 388  | 2.1   |
| 04 - Fishing and aqua culture   | 70578                  | 1277   | 1.8   | 3000                   | 78   | 2.6   | 73578                  | 1355   | 1.8   |
| Subtotal : Agricultural Activities  | 352783                 | 23667  | 6.7   | 26568                  | 731  | 2.8   | 379351                 | 24398  | 6.4   |
| 05 - Mining and quarrying   | 9489                   | 4246   | 44.7  | 2455                   | 1909   | 77.8  | 11944                  | 6155   | 51.5  |
| 06 - Manufacturing  | 442659                 | 168575   | 38.1  | 148583                 | 22391  | 15.1  | 591242                 | 190966   | 32.3  |
| 07 - Electricity, gas, steam and air conditioning supply                        | 5250                   | 3008   | 57.3  | 5207                   | 4188   | 80.4  | 10457                  | 7196   | 68.8  |
| 08 - Water supply, sewerage, waste management and remediation activities        | 11771                  | 815  | 6.9   | 5310                   | 497  | 9.4   | 17081                  | 1312   | 7.7   |
| 09 - Construction   | 169128                 | 6378   | 3.8   | 60857                  | 2061   | 3.4   | 229985                 | 8439   | 3.7   |
| 10- Whole sale trade, retail trade & repair of motor vehicles & motor cycles    | 21434                  | 2498   | 11.7  | 45446                  | 8114   | 17.9  | 66880                  | 10612  | 15.9  |
| 11 - Whole sale trade ( not covered in item-10 above )                          | 72738                  | 2818   | 3.9   | 46718                  | 4115   | 8.8   | 119456                 | 6933   | 5.8   |
| 12 - Retail trade ( not covered in item-10 above )                              | 637072                 | 2817   | .4  | 363333                 | 5217   | 1.4   | 1000405                | 8034   | .8  |
| 13 - Transportation and storage   | 145555                 | 2199   | 1.5   | 75272                  | 9039   | 12.0  | 220827                 | 11238  | 5.1   |
| 14 - Accomodation and and Food service activities                               | 90996                  | 3354   | 3.7   | 76711                  | 7100   | 9.3   | 167707                 | 10454  | 6.2   |
| 15 - Information & communication  | 6001                   | 353  | 5.9   | 14756                  | 5460   | 37.0  | 20757                  | 5813   | 28.0  |
| 16 - Financial and insurance activities   | 26223                  | 10821  | 41.3  | 30390                  | 17037  | 56.1  | 56613                  | 27858  | 49.2  |
| 17 - Real estate activities   | 6985                   | 1224   | 17.5  | 38244                  | 96   | .3  | 45229                  | 1320   | 2.9   |
| 18 - Professional, scientific & technical activities                            | 18165                  | 9256   | 51.0  | 20186                  | 8446   | 41.8  | 38351                  | 17702  | 46.2  |
| 19 - Administrative and support service activities                              | 29671                  | 7493   | 25.3  | 26077                  | 4167   | 16.0  | 55748                  | 11660  | 20.9  |
| 20 - Education  | 386991                 | 143400   | 37.1  | 91690                  | 58510  | 63.8  | 478681                 | 201910   | 42.2  |
| 21 - Human health & social work activities                                      | 100049                 | 76648  | 76.6  | 35880                  | 24167  | 67.4  | 135929                 | 100815   | 74.2  |
| 22 - Arts entertainment, sports & amusement and recreation                      | 16436                  | 2752   | 16.7  | 7790                   | 2132   | 27.4  | 24226                  | 4884   | 20.2  |
| 23 - Other service activities not else where classified                         | 173909                 | 3487   | 2.0   | 74592                  | 2597   | 3.5   | 248501                 | 6084   | 2.4   |
| Subtotal : Non-Agricultural Activities  | 2370522                | 452142   | 19.1  | 1169497                | 187243   | 16.0  | 3540019                | 639385   | 18.1  |
| <b>Total</b>  | <b>2723305</b>         | <b>475809</b>                                    | <b>17.5</b>                                 | <b>1196065</b>         | <b>187974</b>                                    | <b>15.7</b>                                 | <b>3919370</b>         | <b>663783</b>                                    | <b>16.9</b>                                 |



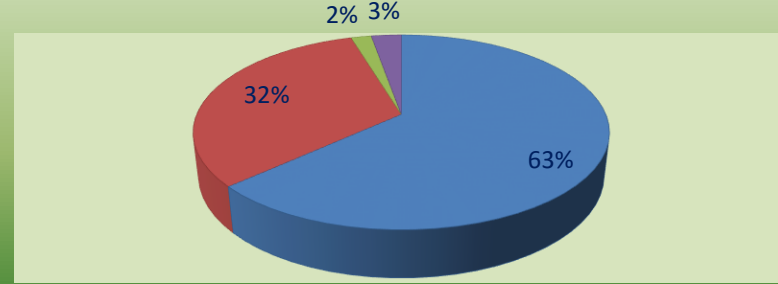


Percentage distribution of proprietary establishments by social group of owner



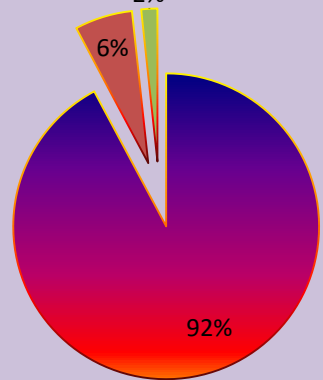
■ SC ■ ST ■ OBC ■ Others

Percentage distribution of proprietary establishments by religion of owner



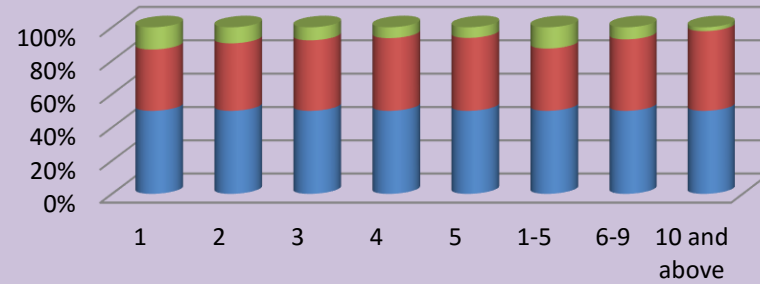
■ Hindu ■ Islam ■ Christian ■ Others

Percentage distribution of all establishments by nature of operation



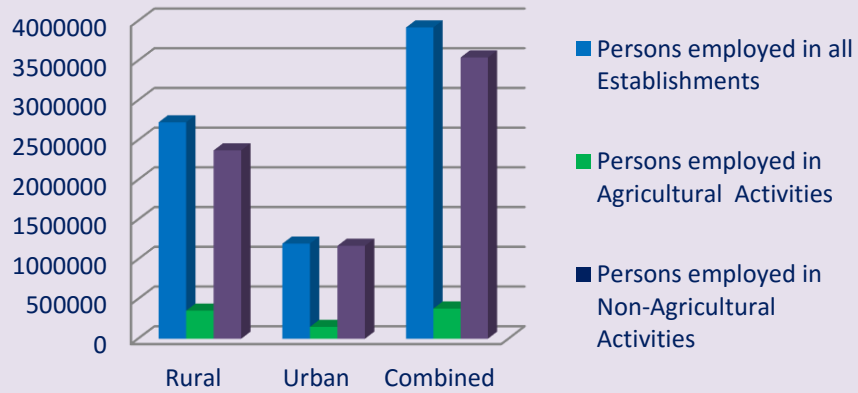
■ Perennial  
■ Seasonal  
■ Casual

Own Account Establishments by size class of employment and by sector

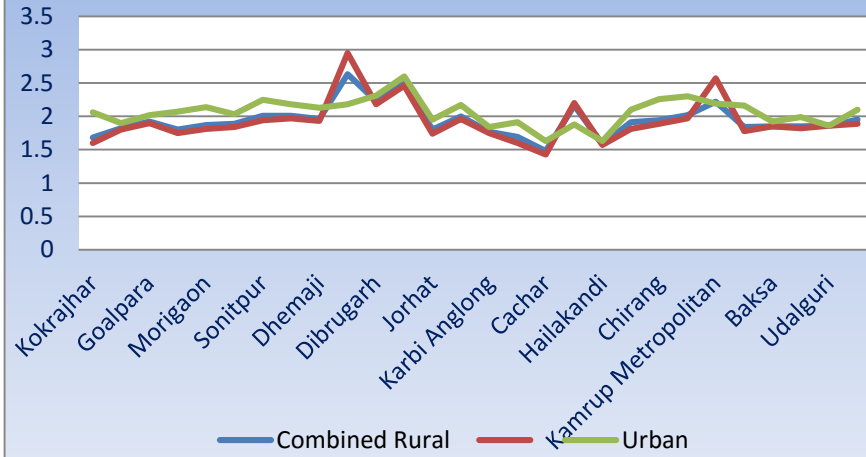


■ All ■ Rural ■ Urban

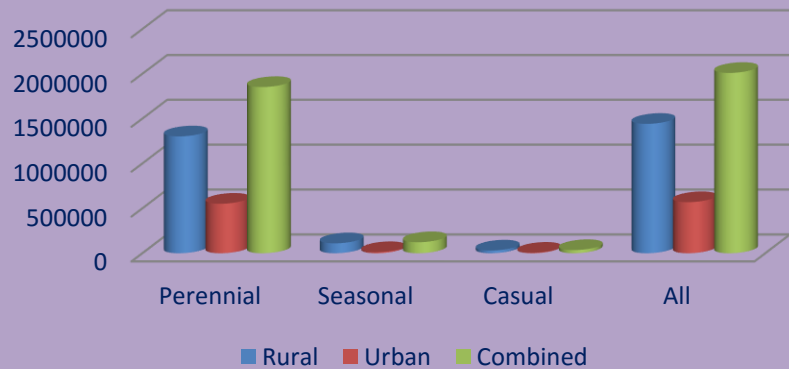
**Distribution of number of persons employed in agricultural/non-agricultural/all establishments by location**



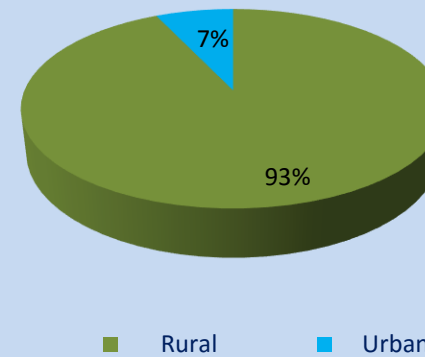
**District wise Average Employment per Establishment**



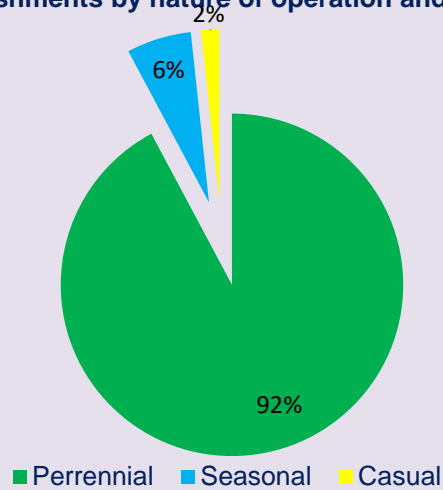
**Number of establishments by nature of operation**



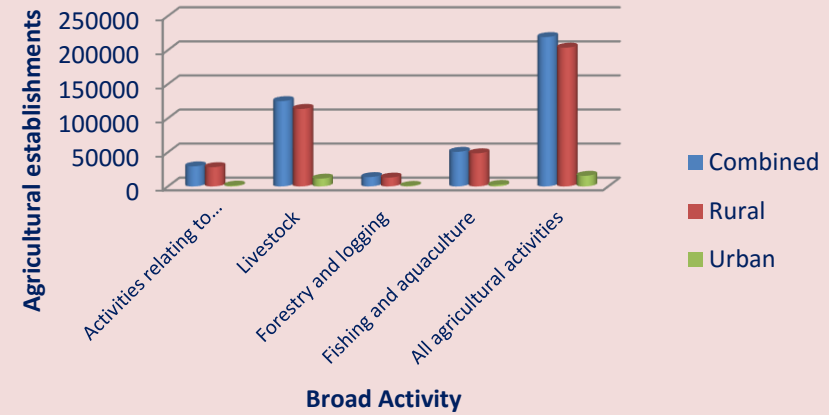
**Number of Agricultural Establishments**



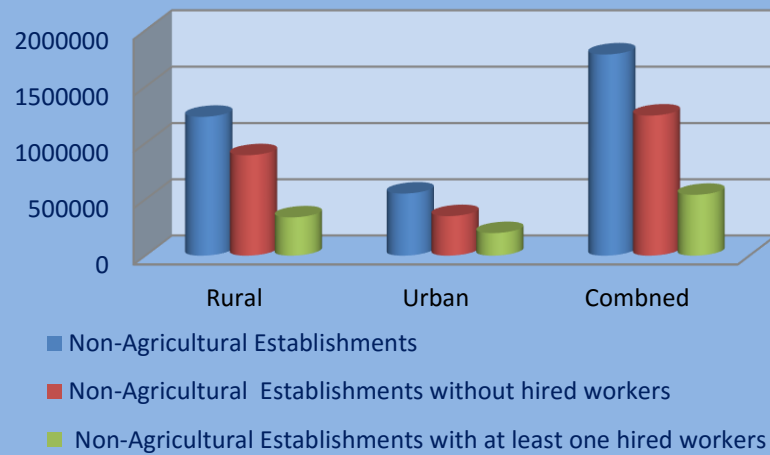
**Percentage distribution of non-agricultural establishments by nature of operation and sector**



**Broad activity wise Distribution of agricultural establishments under proprietary ownership**



**Distribution of non-agricultural establishments by type of establishment and location**



**Number of Handloom/Handicraft Establishments**

