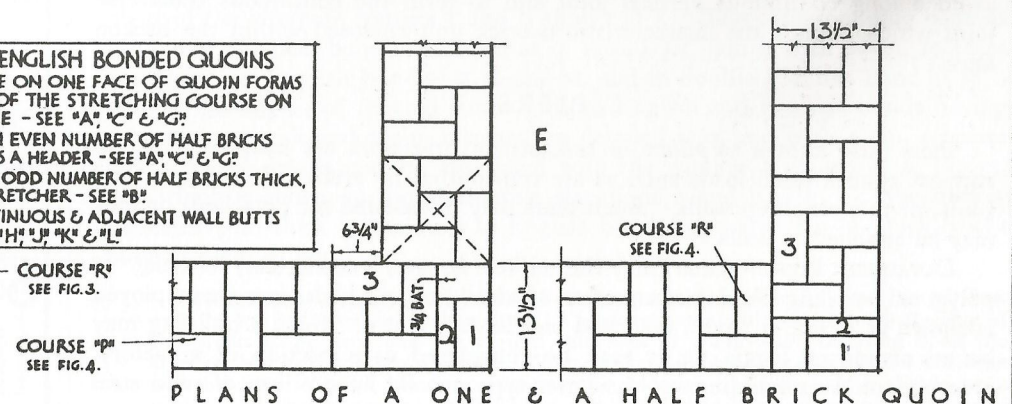
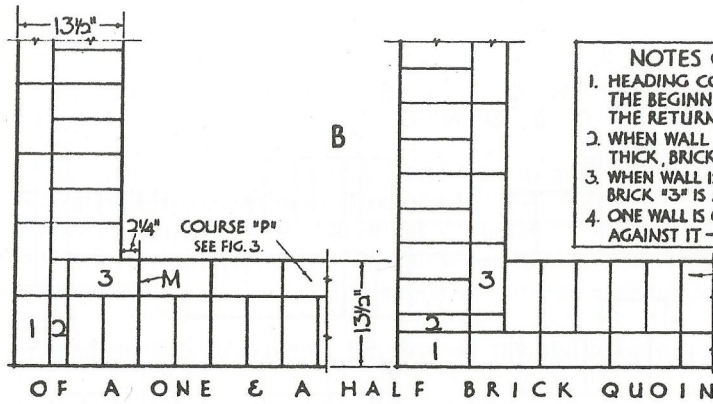
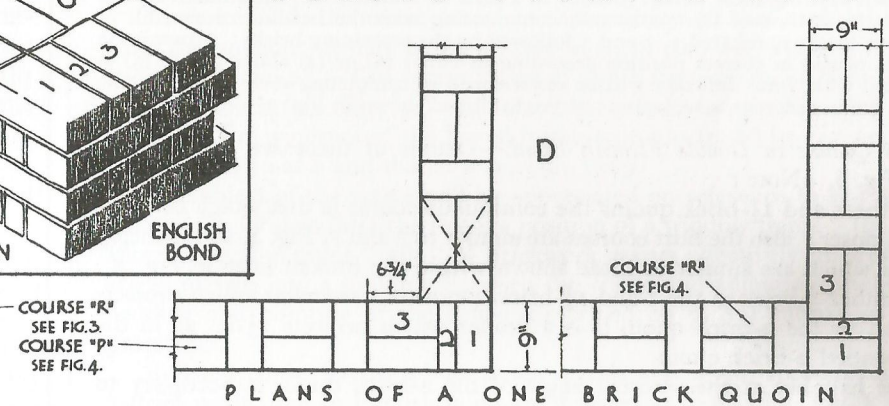
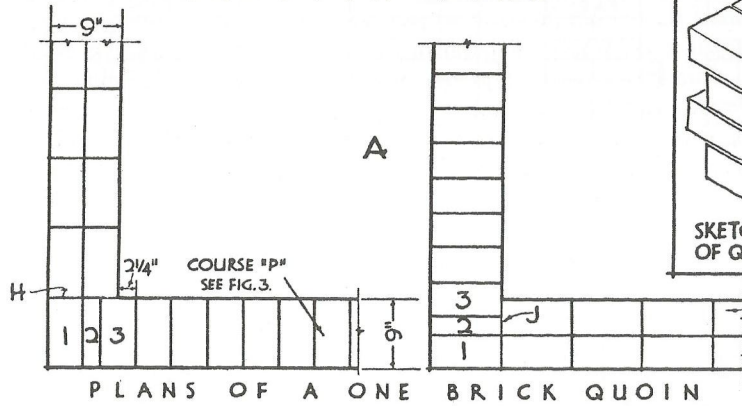
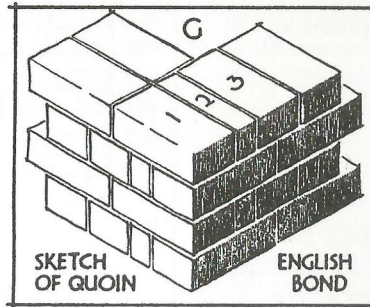


RIGHT ANGLED QUOINS

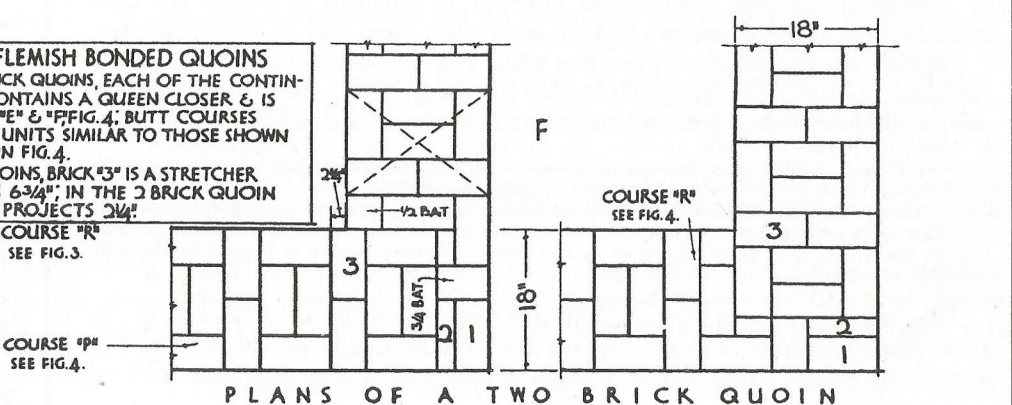
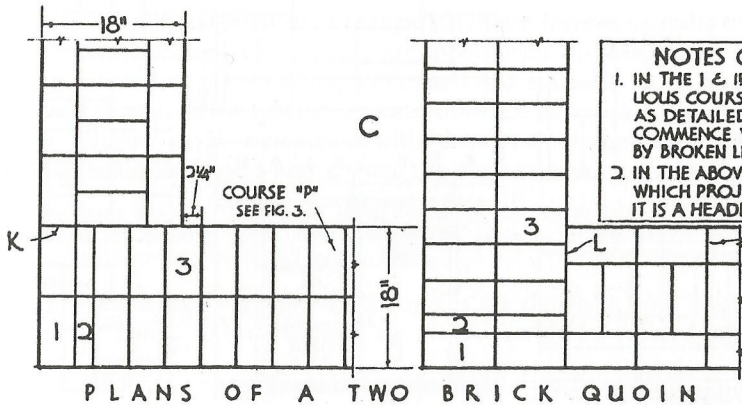
ENGLISH BOND

DOUBLE FLEMISH BOND



NOTES ON ENGLISH BONDED QUOINS


1. HEADING COURSE ON ONE FACE OF QUOIN FORMS THE BEGINNING OF THE STRETCHING COURSE ON THE RETURN FACE - SEE "A", "C" & "G"
2. WHEN WALL IS AN EVEN NUMBER OF HALF BRICKS THICK, BRICK "3" IS A HEADER - SEE "A", "C" & "G"
3. WHEN WALL IS AN ODD NUMBER OF HALF BRICKS THICK, BRICK "3" IS A STRETCHER - SEE "B"
4. ONE WALL IS CONTINUOUS & ADJACENT WALL BUTTS AGAINST IT - SEE "H", "J", "K" & "L"



NOTES ON FLEMISH BONDED QUOINS

1. IN THE 1 & 1/2 BRICK QUOINS, EACH OF THE CONTINUOUS COURSES CONTAINS A QUEEN CLOSER & IS AS DETAILED AT "E" & "F"; BUTT COURSES COMMENCE WITH UNITS SIMILAR TO THOSE SHOWN BY BROKEN LINES IN FIG. 4.
2. IN THE ABOVE QUOINS, BRICK "3" IS A STRETCHER WHICH PROJECTS 6 3/4"; IN THE 2 BRICK QUOIN IT IS A HEADER & PROJECTS 2 1/4"

"A", "B" & "C" ARE ALTERNATIVE DETAILS OF THE QUOIN "P" SHOWN AT "A", FIG. 3.



"D", "E" & "F" ARE ALTERNATIVE DETAILS OF THE QUOIN "R" SHOWN AT "A", FIG. 3.

FIGURE 6.