

CANADIAN

FEBRUARY 2010

A tribute
to John Manuel

HOUSE & HOME

CANADA'S MAGAZINE OF HOME & STYLE

Before *and* After

7 RENOS
YOU'LL
LOVE

SHOWSTOPPING
STAIRCASES

Best Bathrooms
Where to
Save & Splurge

Hottest
Recipes from
Vancouver's
Top Chefs

Decorating
with Stripes

Display Until February 14 \$5.95



www.houseandhome.com



euphoria
Calvin Klein





As close to picture perfect as

Kitchens that are both kid friendly and adult appreciated? They really do exist. Choose from 22 door styles, all backed also have the option of RATIONELL interior solutions which makes it easy to find things like that sippy cup that's delivery and installation services, and more on our surprisingly low prices.



ÄDEL white kitchen
Price based on 10'x10' kitchen*

\$2280



a toddler will allow.

by a 25-year warranty, and a range of countertops and appliances. You'll always M.I.A. Check out [IKEA.ca/kitchens](https://www.ikea.ca/kitchens) for inspiring ideas, details on our



Any space can be beautiful.

While supplies last. Selection may vary by store.



Custom designed storage solutions for everyday life.
 Make the most of your space. Call 416 385 8855.
 71 Marycroft Avenue, Unit 27, Woodbridge, Ontario
simplyclosets.ca

simplyclosets



SOMERSET

KITCHENS & FINE CABINETRY

HANDCRAFTED CUSTOM KITCHENS

24 Brisbane Road Toronto, Ontario Tel: 416.663.1053 Fax: 416.663.1054
www.somersetkitchens.com e-mail: somersetkit@bellnet.ca

Elegance by design

CANADIAN HOUSE & HOME

CANADA'S MAGAZINE OF HOME & STYLE

Volume 32, Number 2, February 2010
 Date of Issue: January 2010

Editor

Suzanne Dimma

Art Director

Maarten Sluyter

Deputy Editor Hilary Smyth
Managing Editor Kate Quetton

DECORATING + DESIGN

Senior Editor Meg Crossley
Senior Design Editor Sally Armstrong
Design Editors Cameron MacNeil
 Stephanie White
Style Editors Morgan Michener
 Stacey Smithers
 Michael Penney
Assistant Design Editor Kathryn Bala
Intern Sarah Glynn
Assistant to the Editor Kai Ethier

COPY

Senior Editor Katie Hayden
Associate Editor Catherine MacIntosh
Assistant Editor Jaimie Nathan
Editorial Assistant Katie Gougeon

FEATURES

Senior Editor Trish Snyder
Senior Features Editor Laurie Jennings
Features Editor Kimberley Brown
Consulting Editor Beth Hitchcock
Food Editor Claire Tansey

ART

Associate Art Director Mandy Milks
Senior Designer Shanna Pollard
Promotions Designer Jenn Lawrence

PHOTOGRAPHY

Photo Editor Leslie Williams
Photo Assistant Jackie Goodlin

PUBLISHER

Lynda Reeves

SUBSCRIPTION INQUIRIES

House & Home, 511 King St. W., Suite 120,
 Toronto, Ont. M5V 2Z4
 Phone: (905) 946-1021 or
 1-800-559-8868 (outside Toronto)
 E-mail: subscriptions@hhmedia.com

Subscription Rates: Canada: 12 issues \$32.95, 24 issues \$54.95, 36 issues \$87.90. Foreign orders: Add \$30.00 per year to subscription price. Payment by Visa, MasterCard or American Express must accompany order. Single copy price: \$5.95 plus tax. All rates include 5% GST. Canadian House & Home is published monthly, by House & Home Media, a division of Canadian Home Publishers, 511 King St. W., Suite 120, Toronto, Ont. M5V 2Z4. Sales and Editorial offices: (416) 593-0204. Contents copyright ©2010 by Canadian Home Publishers Inc. No part of this magazine may be reproduced or duplicated without the written permission of the publisher. The publisher accepts no responsibility for unsolicited manuscripts or other material including colour transparencies. All rights reserved. Printed in Canada. ISSN 0826-7642. PAP Registration No. 08922. Publications Mail Agreement No. 40065282. RETURN UNDELIVERABLE CANADIAN ADDRESSES TO: Canadian House & Home, PO Box 727 Station Main, Markham, Ontario, L3P 9Z9.

Canadian House & Home, USPS 017-176 is published by House & Home Media. US office of publication: 2221 Niagara Falls Blvd., Niagara Falls, NY 14304-5709. Periodicals Postage Paid at Niagara Falls, NY. US postmaster: Send address changes to House & Home, PO Box 1073, Niagara Falls, NY 14304. Indexed in the Canadian Periodical Index.

We acknowledge the financial support of the Government of Canada through the Publications Assistance Program and the Canada Magazine Fund toward our mailing and editorial costs.

www.houseandhome.com

WORLD COLOR



DISTRIBUTED BY
 Coast to Coast

Canada








ROMAN
BATH
CENTRE



Contemporary and
traditional bath and kitchen
fixtures and accessories

Visit our 5000 sq. ft.
showroom in the Castlefield
Design District



Inspiring Your Style

883 Caledonia Road Toronto 416-787-1219
www.romanbathcentre.com



annual winter **sale**
begins January 16

PALAZZETTI

THE CLASSICS OF MODERN FURNITURE

1020 Lawrence Avenue West, Toronto

416.785.7190 1.800.944.2033

M-W 9-5, Th-F 9-8, Sat 10-5 Sun closed

www.palazzetti.ca

SOME BEDS CAN CHANGE THE WAY YOU SLEEP.
ONLY ONE CAN CHANGE THE WAY YOU LIVE.



Vi-Spring is where you'll discover the most luxurious, most blissfully comfortable beds in the world. Each Vi-Spring bed is entirely handmade and sumptuously filled with only natural materials. Vi-Spring believes when a bed changes the way you sleep every night, it changes the way you feel every day. Your sleep is an investment in your life, health and wellbeing. That is why a Vi-Spring is guaranteed for life, and that is why Vi-Spring is the number one luxury mattress in the world.

Toll free 1.877.4Vi-Spring (877.484.7774) info@vispring.ca
life-changing.com

VI-SPRING
Life-Changing

Knoll is the owner of all the rights in the 250LC Barcelona® Chair.
The Barcelona® Chair is a registered trade mark of Knoll.

**HOUSE
& HOME
MEDIA**

President Lynda Reeves
**Senior Vice-President/
General Manager** Kirby Miller
**Vice-President:
Circulation & Strategic Planning** Alexandra Cooper
**Vice-President:
Communications** Mark Challen

SALES

National Account Managers Angela Breese
Anne Ferguson
New York Sales Manager Lisa Barton
Montreal Sales Manager Lisa MacIsaac
Western Sales Manager Stephanie Lloyd
Quebec Sales Manager Marie-Josée Lévesque
Retail Sales Manager Patrice Hall
Sales & Operations Supervisor Suzanne Cowley
Sales & Systems Manager John Smith
Sales Coordinator Casey van Staal
Production Manager Bonnie Cook
Production Coordinator Virginia Gaviller

CREATIVE SERVICES + COMMUNICATIONS

Associates Lisa Cecchini
Joel Bray

HOUSEANDHOME.COM

Editorial Director Trish Snyder
Consulting Editorial Director Lisa Murphy
Business Development Director Sean Sargeant Greenwood
Web Master Mike Zimmermann
Web Developer Michael Pezzi
Contributing Editor Vanessa Smith
Online Designer Ashley Leder
Style Editor Andrea Mills
Editorial Assistant Gwen McAuley

HOUSE & HOME TV/VIDEOS

**Director of TV Production
and Online Video** Sheri Graham Delagran
Director of Photography Jason Stickle
Senior Producer Isabella Caires Favaro
Stylist Trish Johnston
Production Assistant Ryan Louis

MEDIA SALES INQUIRIES

Toronto, Montreal, New York (416) 593-0204
Vancouver (604) 949-1200

CIRCULATION

Consumer Marketing Manager Fiona Wong
Circulation Analyst Janet Palmer
Circulation Assistant Hilary Wilson




HOUSE & HOME MERCHANDISE

Designers Emily Walker
Amanda DeAgazio

ADMINISTRATION

Controller Eleanor Codner
Assistant Controller Christina Tsui
Office/Administration Manager Patricia Prockter
Credit and Collections Shellyann Pereira
Accounts Payable Siu Fan Young Tai
Accounting Clerk Gemayel Pennegan
**Executive Assistant to
Lynda Reeves** Ryan Sargent
IT Manager Jason Rees
Senior Support Technician Jason Chan
Receptionist Jennifer Heighington

www.houseandhome.com



Top left to right:
Katherine Morley, Jennifer Fong,
Eric McClelland, Clayton Budd,
Alison Milne, Roy Banse,
Ed Zec, Joy Charbonneau,
Kenneth Ho, John Tong,
Arriz Hassam, Paul Syme,
Narae Kim, Elie Nehme,

The Faces of ERA[®]: Evolution of Rug Artistry

Weavers Art is pleased to announce the winners of its first annual rug design competition. Visit us during IDS 10, January 21st - 24th to view the entire ERA collection and place your silent auction bid to own one of these original limited edition works of art. Proceeds will be donated to DAREarts and RugMark foundations.



weaversart.com



WEAVERS ART
HOME TO THE WORLD'S MOST BEAUTIFUL RUGS[™]

Contents *February 2010*

FEATURES

- 54 Making History** With a unique collection of art and furniture, an intrepid antiques dealer reimagines a dilapidated 1830s house. *By Jennifer Hughes*
- 60 Modern Mix** A producer at HGTV shares how she reinvented her house to create a warm and modern family-friendly retreat. *By Tanya Linton*
- 66 The Spa Effect** Four spectacular bathroom renovations reveal great new looks, and ideas on where to save and splurge. *By Emily Norris*
- 72 Straight Thinking** Bright and bold, or crisp and classic, stripes of all sizes are a perfect fit most anywhere. *Produced by Sasha Seymour; text by Kimberley Brown*
- 74 Food** As the world descends on Vancouver for the 2010 Winter Olympics, we celebrate the city's best culinary talents with recipes from three top chefs. *By Claire Tansey*

DEPARTMENTS

- 10 Editor's Page** Serial renovator
- 12 Contributors** Meet three from this issue
- 14 RSVP** Our readers have their say
- 17 Style Files** News, ideas, hot topics and trends
- 24 More or Less** Essentials for the decorated home office
- 26 Finds** The latest from the world of design
- 28 View** *Lynda Reeves* remembers Canadian design icon John Manuel
- 30 Rooms that Work** Rustic charm makes a cottage-style bathroom a natural
- 32 Living** With smart materials and design, a sleek city house exudes warmth
- 40 Spotlight** Nine stunning ways to turn a staircase into a focal point
- 46 Focus** Eye-catching doorknobs
- 50 Events** Home and garden shows, antique and craft sales, and art exhibits
- 92 Source Guide** Where to find it
- 102 Ask a Designer™** *Cameron MacNeil* answers your decorating questions
- 104 Trendwatch** Take a magic journey with Alice in Wonderland!



ON THE COVER

Bold colour and graphic lines transform a grand staircase.

Story, page 40.







Serial Renovator

The other day I was watching a slow-moving BBC drama with my father when one of the characters began rummaging through her closet in search of something for her friend to wear to a big event. I knew what was coming. I turned to my father and jokingly said, “It’s time for a makeover, Dad!” And from that point on, we were both glued to the TV. After a whirlwind transformation that involved several dramatic wardrobe changes, the friend wound up looking amazing and was, of course, the belle of the ball.

One of my favourite makeovers is in *The Devil Wears Prada*, when Anne Hathaway evolves from plain Jane to supreme fashionista. It’s just so exciting to watch someone or something change from everyday to extra special. When I look at the dramatic before and afters on our pages this month, I feel the same way — so much potential realized! This is why I think I’m a serial renovator. When I’m not in the midst of a project I feel out of sorts. But when I’m mid reno, I’m alive with anticipation. Truth be told, it’s been a while — and I’m starting to get the itch, looking around the house at what I can get my hands on. My plan is a few quick fixes to tide me over until we’re ready to move.

For a year now, I’ve been dying to update my cherry kitchen cabinets (which were in the house when we moved in six years ago) with a coat of matte charcoal grey paint and stainless steel pulls. Of course, Arriz is totally against it (given the choice, don’t most men choose natural wood over paint?). In my living room, replacing the orange striped drapes with a new set in either blue or grey velvet or linen will completely transform the space. Sometimes, strategic redecorating like this can give almost as much of a lift as renovating. I was so excited when our newest design editor, Kathryn Bala, found the textured wall tiles below, which I may use for our ensuite bath — they’re a fresh take on white subway tiles, and can be installed right on top of old tile. And for the quickest fix of all, check out Ikea’s Dimma plug (*below*). It puts any regular lamp on a dimmer — a must-have for setting the perfect mood. You can get similar dimmers at other hardware and lighting stores, but of course, I love the name of this one!

In the end, renovating is all about change, and sometimes change is exactly what we need to get us excited about our homes all over again.

Suzanne

FRESHEN UP

Here are a few of the quick fixes on my to-do list.




Instantly renovate a lamp and your mood with a plug-in dimmer switch. **Dimma switch**, Ikea.



A coat of matte charcoal paint for my kitchen cabinets, and new sleek metal pulls. **Paint colour**, Opening Night (6L1-8), Beauti-Tone; **Soho pull**, Summerhill Hardware.



I’m leaning toward a rich, warm grey velvet for my living room. **Fabrics** (from left), Designer Fabrics, Robert Allen, Victoria Hagen, Kravet.



Textured wall tile will instantly update my ensuite. **Blanco porcelain tile**, Metro Source.

BLOGS HOUSEANDHOME.COM

Get style inspiration from Suzanne. Click **BLOGS**, then **SUZANNE DIMMA**.

Portrait: photography by Sophie Giraud/ Hair and makeup by Jenia O'Connor/Photography by Felix Wedgwood (cabinet door, pull)



Beautiful Living. Now On Sale

*the Art
Shoppe*

theartshoppe.com

Canada's Largest Fine Furniture Selection. Toronto, 2131 Yonge St. We Ship Worldwide. Interior Design Service 416-487-3211



Break the Rules...

Who says you can't pair an ultra modern slab door with a traditional antiqued door? We thrive on challenges and working with you to make your kitchen dreams come true. Step out of the ordinary with AyA Kitchens and Baths.

Web: www.AyAkitchens.com • Tel: 1.866.AYA.4YOU • Blog: www.myaya.ca

visit us for beautiful handcrafted tiles and unique stone floors



NEW LOCATION

TOORAK TILE & DESIGN

3496 DUNBAR STREET VANCOUVER TEL 604.739.5966

www.tooraktile.com

CONTRIBUTORS

WHAT RENOVATIONS WOULD YOU LOVE TO DO?



SABRINA LINN: "I recently finished a major reno [featured in H&H, August 2009], so now I'm just redecorating. Simply rearranging furniture can transform a space...and it's free!"

A sought-after designer, Sabrina works for private clients, magazines and several HGTV design shows. Born in Montreal, she decamped to Toronto 10 years ago where she now designs a line of colourful vintage-inspired fabrics and pillows, as she did for this issue's "Weekend Decorating" (page 72).



NANCY TONG: "I'd love to knock down the wall in our kitchen. My husband has a real green thumb — it would be great to open up the space to the garden."

A great job perk for veteran photographer Nancy, who shot one of the bathrooms in this issue's "The Spa Effect" (page 66), is seeing into people's houses, as she has long been fascinated by design and how others live. She lives with her husband and two small children in Toronto, and spends her down time in the studio experimenting with ceramics.



EMILY NORRIS: "My husband and I are adding a beautiful, simple boxy space onto our house. It has polished concrete floors and floor-to-ceiling windows."

After 12 years working in the magazine world (including here at H&H), Toronto-based Emily decided to switch gears. For the past few years she has been a full-time real-estate agent, freelance writer and prop stylist, as well as mom to three children under the age of five. For this issue, she wrote "The Spa Effect" (page 66).

Want better colour?
Start nourishing while you colour.

GARNIER
NUTRISSE
Cream

*"I know the secret ...
for richer, more radiant colour."*

Sarah Jessica Parker is wearing shade #73.

Nutrisse Cream

The only permanent haircolour with both grape seed and avocado oils that nourishes while you colour.

- > Nourished hair takes colour better and holds it longer.
- > For richer, more radiant colour – root to tip.
- > 100% grey coverage.

Find your rich, radiant shade at garnier.ca/kim
or call our experts at 1-888-GARNIER.



Take care.
GARNIER

Our Tile. Your Vision.



Studio Moderne™ by Michael Berman



Available exclusively at:
World Mosaic (BC) Ltd.
1665 West 7th Ave., Vancouver, BC
Phone: 604-736-8158 worldmosaictile.com

WALKER
ZANGER

CERAMIC TILE · STONE TILE & SLABS · MOSAICS · TERRA COTTA · GLASS TILE · PORCELAIN · BATHROOM VANITIES

RSVP



I have always lived out of boxes. I come from a family that couldn't stay put, so my house has always been messy and disorganized. I've spent my adult life investing in my family and my career, but not in my home, and I came to realize not too long ago that everyone needs not just a house, but a home. So I have set out to create a cosy, welcoming nest, one room at a time, and *H&H* has been by my side every step of the way.
— **NATALIE MARSHALL**, *Laval, Que.*

I feel compelled to tell you that I think your December cover [above] was awful. It's your Entertaining issue, for goodness sake! The photograph is bland, white, one-dimensional and unbalanced.

What's to "enjoy!"?

— **NICOLE MACKENZIE**

I absolutely love *H&H* Online TV. I love your magazine too, but as a very busy working mother of two, having the opportunity to watch your show is a rare treat. I love being able to log on at my convenience to see beautiful rooms and decorating ideas. Well done!
— **L. LEIHER**

WHAT THEY'RE SAYING ON TWITTER ...

CHRISTINER: Loving the Houseandhome.com web makeover — great online TV series, home tours, forums. Finally, web meets magazine style.

ELLESTUDIO: My latest *H&H* came in the mail yesterday ... I am saving it for the weekend to enjoy slowly with a glass of wine by the fireplace!

Write: RSVP, Canadian House & Home
511 King St. W., Suite 120
Toronto, Ont., M5V 2Z4

Email: letters@hhmedia.com

Web: houseandhome.com/contact
twitter.com/houseandhome
facebook.com/houseandhome

tonight's special guest



Treat your guests like royalty with a Comfort Sleeper™, the world's most comfortable sofa bed.



ask about our home consultation service

522 Beatty Street, Vancouver 604.737.4704 nesthome.ca

TIME FOR NEW FURNITURE?



THEN VISIT DECORIUM. JUST WHAT YOU'RE LOOKING FOR IN A FURNITURE STORE®

At decorium our 100,000 sq.ft. warehouse/showroom is as diverse as the city of Toronto. Everything from traditional to contemporary to classic and modern, we have it all under one roof. We pride ourselves on bringing you the latest in home fashion design at true values you can live with. Come in and explore our showroom and "Discover the Difference" with DECORIUM!



INTEREST FREE FINANCING | ROOM PLANNING | SMALL SPACE SOLUTIONS | COMPLIMENTARY DESIGN SERVICE
FABRIC SELECTION | WORLDWIDE DELIVERY | 100,000 SQ. FT WAREHOUSE/SHOWROOM
363 SUPERTEST ROAD, TORONTO • TEL: 416.736.6120 • 1.800.232.2267 • CAREERS@DECORIUM.CA

WWW.DECORIUM.COM



Believe.

You can find sanctuary in the sky.

Believe that air travel can truly take you higher. That your expectations can actually be exceeded. Experience Emirates' Business Class fully-flat seats with aisle access.

Now available on the Emirates A380. Discover more at emirates.com/ca

Emirates A380. Non-stop Toronto to Dubai.

emirates.com/ca

Over 400 international awards and 100 destinations worldwide. For more details contact Emirates at 800-777-3999. Discover frequent flyer benefits at skywards.com

Style Files *February*

EDITED BY KIMBERLEY BROWN

GOTTA HAVE IT

A handsome **mansard mirror** framed in rugged weathered wood gives even bare-bones spaces architectural flair.

Mirror, Anthropologie; **green pitcher**, Jackson Falk; **tall vase**, Hollace Cluny; **matte vases**, Cynthia Findlay Antiques; **bone dish**, South Hill Home; **wall colour**, Calamine (230), **mantel colour**, Pavillion Gray (242), Farrow & Ball.



Image produced by Stacey Smithers/Text by Kimberley Brown/Photography by Angus Fergusson



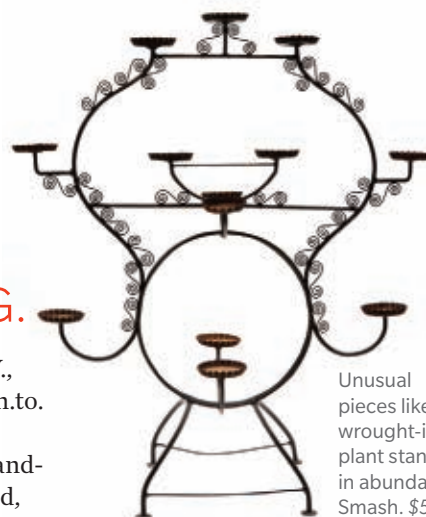
STOREWATCH

SMASH GIVES SALVAGE A STYLISH SETTING.

FIND IT: Smash, 2880 Dundas W., Toronto (416) 762-3113 or smash.to.

HISTORY: Paul Mercer opened Smash in 2008 in the city's up-and-coming Junction neighbourhood, stocking reclaimed lumber, doors and countertops as well as factory fixtures, furniture, lighting, curios and art. Mercer's 20 years in the antiques and salvage business — he's a former partner of nearby Post and Beam Reclamation — have given him a roster of sources from as far away as Buenos Aires. "But the best stuff doesn't always come from exotic places," he says. The Junction's manufacturing boom in the 1800s makes it a treasure trove for local finds today.

STYLE: Rustic industrial meets vintage charm. In this 4,500-square-foot former



Unusual pieces like this wrought-iron plant stand are in abundance at Smash. \$575.

dollar store, wrought-iron gates sit next to enamel lighting, which Mercer often sells to restaurants and clubs. "I look for anything unusual," he adds.


BEST BUYS: Metal prison-cafeteria trays (\$15) make edgy accents, and animal skulls (\$60 to \$200) are beautifully macabre.

WHAT TO WATCH FOR: Furniture made from locally sourced heavy reclaimed Douglas fir beams. Also look out for pieces picked up from the antiques mega-fair in Brimfield, Mass.

—ANNA KAISA-WALKER



ABOVE: 19th-century carpenter's bench, \$3,500; stools, \$100 to \$225; factory rolling ladder (on ceiling), \$1,000; hotel sign, \$650. LEFT: Set of two chairs with desk, \$3,500; cafeteria trays, \$15 each. BELOW: 19th-century cast-iron balcony rail from Argentina, \$700.



ABOVE, LEFT: Reclaimed lumber, \$5 to \$8/ft. 19th-century milk basins, \$550/pair; table, \$1,200; prints (on table), \$40 to \$50. ABOVE, RIGHT: Model car, \$1,100; sewing table, \$300.

READ

HOUSEANDHOME.COM

Find out what H&H editors are decorating with right now. Click **BLOGS**.

Photography by Ted Yarwood




Tiffany Keys

AN INTRIGUING INVITATION.
A REVEALING DISCOVERY. A PROMISE
OF ADVENTURE. A WHISPERED
ROMANCE. A QUESTION ANSWERED.
A SECRET KEPT.

TIFFANY & Co.
NEW YORK SINCE 1837



Omer Arbel, founder and creative director of Bocci.



The 28 series lights come in clear, white and frosted glass as well as custom colours. 28.7 chandelier (shown), \$3,010.



PROFILE

OMER ARBEL, CO-DESIGNER OF THE VANCOUVER OLYMPIC MEDALS, TAKES BOCCI BEYOND LIGHTING

WHO: Omer Arbel, Bocci

WHERE: Vancouver (604) 974-0005 or omerarbel.com and bocci.ca

WHAT: Striking pendant lights, pleated benches and marble tables that champion individuality.

THE SCOOP: Leading a staff of 15, Arbel has won his design firm Bocci worldwide praise for creating lighting and furniture that resist homogeneity. The spheres for his 28 series pendant lights are purposely distorted using a technique where air is intermittently injected and then drawn out of fired glass. For his 25 bench, randomly folded pleats are meant to shift and crease in response to the bodies of sitters.

STANDOUT PRODUCT: The sleek 22 wall socket, a flush-to-the-wall design that eliminates the need for a clunky cover plate. The concept arose from Arbel's desire to mute visual noise.

BUZZ PROJECT: Arbel collaborated with native artist Corrine Hunt to design the 2010 Winter Olympic and Paralympic medals. Each medal is one of a kind, made by cropping into details from two of Hunt's artworks.

NAME DROPPING: British starchitect Norman Foster, who designed the Millennium Bridge in London, recently ordered the 22 series lights (Bocci's debut design) for his own home. — BROOKE LOCKYER



ABOVE: The minimalist 22 wall socket, from \$15/component. RIGHT: The 14 series lights appear in designer Philip Lim's NY boutique, Club Monaco Hong Kong, and Holt Renfrew in Vancouver and Montreal. 14.26 chandelier (shown), \$9,938.

ECO CHIC

TOTALLY RAD

Get the classic look and warm radiant heat of water radiators in any house: Quebec's EcoRad, which took first prize in sustainable development at this year's Montreal International Interior Design Show, salvages radiators destined for the smelter, refurbishes them and wires them for electricity, making them as easy to install as baseboard heaters. With styles ranging from sleek and modern to ornate and historical, these energy-efficient, sculptural pieces bring back the original character of older homes and add timeworn tension to contemporary spaces.

From \$695/rad; upgrading of existing radiators, from \$475/rad. Visit ecorad.ca.



It's electric



LOVE boldly.

Introducing the new BlackBerry Bold 9700 smartphone

Love unflinchingly, all out and head first. Whether conducting business with partners or conducting imaginary trains with your 5 year old, give every moment your undivided love.

Loving boldly is what brought us to our new BlackBerry® Bold™. We didn't settle for pretty great. We accessorized it with a smooth and fast optical trackpad. We loaded it with a battery that lasts just as long, if not longer, than you can. Then we equipped it with BlackBerry® Messenger so you're only a quick "BBM" away from the people you love. Experience the new BlackBerry Bold 9700 at TELUS and other major retailers.



BlackBerry

blackberry.com/love

EDITOR DIY



MEG CROSSLEY
Senior Editor

ROLL WITH IT

PROJECT: Turn an antique chair into a task chair

MATERIALS: 4 cup casters with screws, semi-gloss floor paint, fine sandpaper

1. CHOOSE A HANDSOME CHAIR

This Victorian stick-and-ball corner chair has loads more character than a brand new rolling chair and moves comfortably from desk to dining room to living room. I snapped it up at a flea market in upstate New York, but any stylish vintage or antique chair will do.

2. UPDATE IT WITH A COAT OF PAINT

While many antiques look best left scuffed and scarred, this chair was an unfortunate gold colour and the original ruffled seat was in tatters. I replaced the seat with inexpensive burlap strapping and refreshed the frame with black semi-gloss floor paint.

3. SECURE CASTERS TO EACH LEG

A lot of antique furniture tends to be small in scale; adding casters to the legs gives it a bit more height and makes it easier to move around. I like the brass cup casters from Lee Valley, which come square and round in 1" to 1-1/4" sizes, and have a lovely tailored look.



COOL TOOL

Phone It In

iPhone apps make home decisions a snap.

DECORATE ON THE GO

Try: *Mark On Call*

Snap and file photos of items and finishes while shopping, track your budget and create accurate floor plans in which you can input and move furniture. **Cost:** \$3

GET DIY SUPPLIES

Try: *Drywall Calculator*

Take your home down to the studs, then easily calculate the total square footage of drywall needed, odd slopes and all. The number of 4' x 8' drywall sheets needed is displayed, with the option to change the length of the sheets. **Cost:** \$1

BECOME ECO SAVVY

Try: *Go Green*

Offers a new green tip every time you click on the app and organizes them into a personal "green list." Tips are helpful and chock-full of who-knew facts like, "Washing clothes in cold water eliminates 2 lb. of CO2 per load." **Cost:** Free

MAKE GREAT FOOD FAST

Try: *Jamie Oliver's 20 Minute Meals*

Over 50 recipes that can be searched by name or type, an easy way to add ingredients to a shopping list and step-by-step photos and videos of Jamie demonstrating cooking skills means you can finally cut out take-out. **Cost:** \$8

CHOOSE THE BEST WINE

Try: *Food & Wine Matcher*

Created by wine expert and H&H contributor Natalie MacLean, it pairs wine, beer, cocktails and even coffee with nearly 1,000 different foods, including beef, chicken, fish and pasta dishes, cheese, dessert, salads and Asian cuisine — all while you're browsing the liquor store aisles. **Cost:** \$3



FIND THE PERFECT PAINT

Try: *Ben Color Capture and ColorSnap*

Upload or take a photo of anything you like the colour of and match it to a paint shade by Benjamin Moore (Color Capture) or Sherwin-Williams (ColorSnap). Browse coordinating shade suggestions and save palettes. **Cost:** Free

Available at the iTunes App store.

HOT IMPORT



British newcomer Deadgood's charming **LOVE COLLECTION** has design fans swooning. Handcrafted in solid oak, the range includes a heart-shaped bevelled mirror, an upholstered armchair and loveseat sweetened with a cluster of heart-shaped buttons, and a console table with heart-shaped leg joints. Available online at deadgoodltd.co.uk.

Text by Kimberley Brown (cool tool)/Photography by Stacey Brandford (Editor DIY)

SCAVOLINI IN CANADA: Dekla Kitchens 1220 Yonge Street, Unit 100 Toronto Tel: 416-961-2929 **Cuisilab Inc.** 6565 Boul. St-Laurent, H2S 3C5 Montréal Tel: 514-341-3636 **Studio S-Scavolini** 950 Gladstone Avenue, Ottawa Tel: 613-728-2027

SCAVOLINI IN U.S.A.: U.S.A.: **Phoenix, AZ** Tel. 602.820.6354 - **Burlingame, CA** Tel. 650.548.1657 - **Pasadena, CA** Tel. 626.432.1688 - **Redwood City, CA** Tel. 650.369.1794 - **San Francisco, CA** Tel. 415.252.7000 - **West Hollywood, CA** Tel. 310.657.5100 - **Canaan, CT** Tel. 860.824.1280 - **Miami Ft. Lauderdale, FL** Tel. 954.491.9266 - **Chicago, IL** Tel. 773.279.0050 - **Raleigh, NC** Tel. 919.572.2870 - **Rochelle Park, NJ** Tel. 201.368.8400 - **Las Vegas, NV** Tel. 702.451.1645 - **New York, NY** Tel. 212.501.0505 - **Roslyn Heights, NY** Tel. 516.625.1350 - **San Antonio, TX** Tel. 210.822.2266

For further information about Scavolini distribution pls. contact: Scavolini USA, Inc. Tel. Scavolini USA: 646 495 6080 Email: contact@scavoliniusa.com



Scavolini uses only **Idroleb** panels for the carcass of its kitchens: a water repellent V100 panel with the lowest formaldehyde content presently available in the world.

Discover Scavolini's commitment for a cleaner world on: www.scavolingreenmind.com



System of Quality Management
UNI EN ISO 9001



System of Environmental Management
UNI EN ISO 14001



System of Health & Safety Management
OHSAS 18001

SCAVOLINI™

MOST WANTED

Essentials for the decorated home office.

Produced by MICHAEL PENNEY

PERSONALIZED STATIONERY

Priced per card but sold in sets



\$8.30

Vera Wang Fine Papers engraved correspondence cards. 4½" h. x 7" w. Through William Arthur.



\$4.44

Bordered pearl white monogrammed notes. 4" h. x 5" w. Through Crane & Co.



\$1.40

Pistachio monogram cards. 4" h. x 5½" w. At Chapters, Indigo and Pistachio.

MOD DESK CHAIR



\$1,925

Eames Aluminum Management chair. Aluminum; leather. 34" h. x 23" w. x 23" d. At Design Within Reach.



\$369

Swivel desk chair. Chromed metal; leather. 41" h. x 22" w. x 23½" d. At West Elm.



\$30

Snille swivel chair. Steel; polypropylene. 32½" h. x 26½" w. x 26½" d. At Ikea.

STRIPED WALLPAPER



\$180

Farrow & Ball Block Print Stripes (BP 754). Single roll. At retailers across Canada.



\$61

York Wallcoverings pattern ST5691. Single roll. At Crown Wallpaper & Fabrics.



\$35

The Wallpaper Company pattern WC1283400. Double roll. At The Home Depot.

WRITING DESK



\$5,670

Hickory Chair Asheworth Campaign desk. Hardwood; brass. 31" h. x 60" w. x 28" d. At Elte and Celadon.



\$1,299

Campaign desk. Oak; brass. 31" h. x 56" w. x 22" d. At Crate & Barrel.



\$590

Shanghai desk. Pine; MDF. 31" h. x 49" w. x 24" d. At Pier 1 Imports.

Photography by Jessica Lin (stationery); Margaret Mulligan (middle chair, all wallpaper)

Wed. 6:21 p.m.
Bachman's Sparrow

Fri. 6:45 a.m.
Red-headed Woodpecker

Sat. 1:23 p.m.
Indigo Bunting

Sun. 5:34 p.m.
Wing-tipped cowboy boots



© 2010 Office of the Governor, Economic Development and Tourism. OKFB10



Make a discovery in Texas. To take this vacation or plan your own Texas adventure, just visit TravelTex.com. Or for your free Texas State Travel Guide, Accommodations Guide and Texas Map, go online or call 1-800-888-TEX (ext. 5432).



HARLINGEN

The Rio Grande Valley of Texas is home to more than 30 species of birds found nowhere else in the United States. Centrally located in South Texas, Harlingen hosts the famous Rio Grande Valley Birding Festival each year in November. Make your plans to come visit Harlingen to experience our South Texas hospitality, ecotourism, year-round sun and affordable quality accommodations!

1-800-531-7346

VisitHarlingenTexas.com





1

NEW & NOW

From the world of design.



2



3



4



5

1. SOFT SPOT Embrace the velvet trend with lush, jewel-toned Pasha Stripe fabrics by Joanne Fabrics. Recover drab throw pillows or reupholster a tired chaise for instant style. *In eight colours. Viscose-polyester blend. Approx. \$96/yd. Through fabric retailers and upholsterers.*

2. TALL, DARK AND HANDSOME Group several sculptural cast-bronze Kavali candlesticks for an elegant centerpiece or striking mantelscape. *In smooth or hammered finishes. 14" to 26" h. \$50 to \$75 each. At Crate & Barrel.*

3. PICTURE PERFECT Create a vivid feature wall behind a bathtub with exotic boho-chic L'Alhambra mosaic tiles, each with a digitally printed image. *Ceramic. 1" sq. \$75/sq.ft. Through Metro Source.*

4. REGAL AFFAIR A breezy new take on the classic bergere, Beeline Home's Regale armchair features a crisp square back with stylized hand-carving. The seat and back are removable for easy upholstery updates. *Oak; C.O.M. 40" h. x 27" w. x 25" d. \$4,580. At Celadon Collection.*

5. TREND SETTING Gry Fager's Mormor porcelain tableware for Normann Copenhagen brings the warmth of familiar kitchen linens to cool modern shapes. *Approx. \$25 to \$100/piece. Through mjolk.ca or normann-copenhagen.com.*

SEE HOUSEANDHOME.COM

Browse great products and rooms in our galleries. Click **DESIGN**, then **GALLERIES**.

Produced by Cameron MacNeil/Text by Katie Gougeon/Photography by Margaret Mulligan (fabric, tile)

House&Home

STYLE FOR LIVING™

Noir

Night-sky black and sophisticated pattern bring high drama to your bed. Reversing to black, the ivory faux-silk textured duvet cover contrasts boldly with black and tan paisley sheets. Serene grasscloth walls and lustrous gold accessories add a note of sensuous glamour. For a hit of colour, try mixing our Noir duvet cover with House&Home Sienna solid sheets.

House&Home Noir Bedding Collection available at the Bay.
Selection will vary by store.

Lynda Reeves



the **Bay**



Our favourite shot of John and Sophia, at home in 1992.

A Design Hero Remembered

Lynda Reeves pays tribute to designer John Schofield Manuel.



John's favourite valance was the star of this ad campaign for Absolut Vodka.



A scarlet dining room from 1995 was a JSM signature.

Thirty years ago, names like Bob Dirstein, Jim Robertson, Budd Sugarman and Harold Babcock were synonymous with the most beautiful and fashionable rooms in the country.

The best of the best, most talented, outrageous and dapper of the club was John Schofield Manuel. John died this past fall at age 75. His work has graced our pages many times over the past 25 years. Rooted in the classics, quietly correct and never trendy, his rooms held a suave appeal that felt fresh and polished — and still do today.

I first met John in 1978 when I moved to Hazelton Avenue in Toronto to start my own design firm. I had heard that the perfect stone Victorian with the black iron gate across the street belonged to John Manuel, the famous designer. Recently divorced, I was working hard on my apartment, trying to make a statement on a small budget, scared I would not get even one client.

So it was a huge day when John approached me at a cocktail party and said, "I've been watching you. You're doing interesting things with your place. Keep going." John was always encouraging, kind and tons of fun.

A few years later, when I was relaunching *House & Home* and needed a fabulous CONTINUED ON PAGE 90



Light, airy and new in 1992: John had reinvented his style.



The 1988 shot that produced bags of mail.

Photography by Gabor Jurina (Lynda's portrait)/Ted Yarwood (dining room)/Robert Burley (John with Sophia, living room)/Taffi Rosen (Showhouse photo)

well made
well priced
well worth it
everything for the
well designed home



ETHAN ALLEN®

LIMITED TIME SPECIAL SAVINGS
VISIT A DESIGN CENTER OR LOG ON TO ETHANALLEN.COM

BRITISH COLUMBIA RICHMOND 2633 sweden way 604.821.1191
ONTARIO BURLINGTON 3225 fairview street 905.633.9507
MISSISSAUGA 2161 dundas street w at erin mills pkwy. 905.828.2264
THORNHILL 8134 yonge street just south of hwy. 7 905.889.7761
TORONTO 1819 yonge street south of davisville 416.545.0090

THE NEW ETHAN ALLEN INTERIOR DESIGN AFFILIATE MEMBERSHIP
PROGRAM WITH SPECIAL PRIVILEGES TO THE TRADE
APPLY AT YOUR LOCAL ETHAN ALLEN DESIGN CENTER OR ETHANALLEN.COM/TRADE

©2009 ETHAN ALLEN GLOBAL, INC.



BUILDING BLOCKS

Swing-arm lamp

A library-inspired lamp adds warmth. Mixing metal tones elevates the look. *Bill Blass lamp*, \$275. Through Visual Comfort.



Timeworn rug

The tattered edges and faded colour of an antique rug lend a casual elegance. *Antique mushwani kilim*, \$1,345. At Elte.



Natural art

Hang botanical or entomological prints or even sheets of wrapping paper for big impact. *Cavallini & Co. wrapping paper*, \$5/sheet. At retailers across Canada.



Clawfoot tub

Add old world charm to any bathroom with a deep, sculptural tub. *Iron Works Historic bathtub*, \$5,767. Through Kohler.



INVEST



SAVE



Exotic stools

Dark wood stools offer easy storage with a global pedigree. *McGuire Antalya single bench*, \$1,450. Through Kohler; *Accents de Ville stool*, \$100. At retailers across Canada.

Refined Rustic

Use natural textures to style an effortless cottage-style bathroom.

Produced by CAMERON MACNEIL | Text by CATHERINE MACINTOSH

Sometimes simple is best — no need to complicate the *au naturel* charm of this bathroom that transports us to a romantic country house with its panelled walls, insect print, simple-chic linen curtain and showstopping tub. While this vintage-find tub is unique, its look could be replicated with dark paint. Its tactile patina works with the warm wood stool and timeworn rug to create the room's rustic charm. Unfussy towel hooks and a shelf by the tub offer easy storage solutions. And while the earth-toned palette looks masculine, fresh flowers on the tub tray add an unexpected, feminine touch.

Room design by Shawn Henderson/Photography by Steve Freihon (room)/Felix Wedgwood (rug, wrapping paper)



Be tempted!

 **Saeco**

To find a retailer near you call 1 888 272 6601 or visit us online at www.saeco.ca


A simple MDF mantel is an affordable update



Making Modern Warm

THE BACK STORY “It was a reaction to living in New York,” says Stacey of the open, uncluttered style of her midtown Toronto house. After calling a cramped Manhattan apartment home for seven years, she and her husband, Kelly, wanted to create an airy space that would suit their busy lifestyle and wide range of interests: Kelly loves to play guitar and is a consummate cook, and the couple loves to entertain and garden. This typical 1930s two-storey, which they bought in 2005, was a surprisingly good fit. “It was a little ‘plain Jane,’ but a really solid house,” says Stacey. “It hadn’t been renovated, so we didn’t have to deconstruct someone else’s reno.” With good bones, a practical, clean-lined layout and original features like a fireplace and a lovely sunny back garden, it served as a clean slate for the design-savvy pair. To transform the home, the couple — she works in advertising, and he in media — enlisted architect Christopher McCormack, plus designer Harvey Wise to help with decorative touches. Reinventing the house, which took two years, meant expanding the footprint slightly, opening up spaces, adding clean architectural details and incorporating a natural palette of wood, stone and metal to ensure a warm and inviting aesthetic. Here, tips on creating a personalized contemporary home.

BEFORE



A reimagined city house marries sleek minimalism and organic finishes.

Text by LAURA MUIR

Photography by ANGUS FERGUSON



< MAKE THE FIREPLACE THE FOCAL POINT

Replace outdated architectural elements with easy-on-the-eyes focal points. Here, a bulky, Art Deco-style fireplace with bulging, rounded sides and an outdated grey and pink granite hearth and surround was replaced with a minimalist surround constructed of black granite and a crisp white-painted wood mantel. The new fireplace boasts soothing clean lines that complement the contemporary look of the rest of the house.

Rug, Carpet Villa; large wooden piece (on mantel), The Door Store; coffee table, Structube; red bowl, Hollace Cluny; large photograph, Love, Beer, Shinjuku Tokyo 5/13 by Kenneth Laing Herdy, medium photo, Cuba #59 (1) by Elaine Ling, Art Interiors; wall colour, White Down (OC-131), Benjamin Moore.

HELLO GORGEOUS. GOOD-BYE WATER WASTER.

When it comes to using water, we believe less is more. Our new Addison™ suite of faucets are built specifically to have a more efficient flow rate that saves up to 32%* more water per minute. That means every time you turn it on, you'll save a little extra for Mother Nature. It's just one more idea that makes a Delta® faucet more than just a faucet.

*Water Efficient Product – Flow Rate of 1.5 gpm versus Industry Standard ASME.A112.18.1/CSA.B125.1 of 2.2 gpm.




see what Delta can do™

deltafaucet.com/addison





Radiant-heat flooring keeps it warm underfoot



GO NATURAL ^

When working with a contemporary aesthetic, use an organic palette to inject warmth. Here, the kitchen and dining area showcase the couple's affinity for natural materials: the hardware-free walnut cabinetry, soapstone counters and oversized slate floor tiles all have a rich or textural quality that enlivens the space. While it's common to outfit an island with a cooktop or sink, the pair bucked this trend. "It's built to be strictly a work surface," says McCormack, to accommodate Kelly's cooking as well as act as a hub during entertaining. It's also chock full of storage and appointed with two stools. Having the back door open right out onto the expansive deck creates a great integration between indoors and out.

Counters, N & G Soapstone Countertops; **slate floor tile**, Stone Tile International; **in-floor heating**, SBN Mechanical; **Grohe faucet**, Taps; **pitcher**, The Door Store; **bowl** (on island), Hollace Cluny; **Le Creuset pot** (on stove), **toaster**, Williams-Sonoma.

BEFORE



FOCUS ON WOOD >

To let the kitchen's rich walnut cabinetry take centre stage, the couple chose a low-key back-painted glass for the backsplash instead of tiles, which they felt would have drawn attention away from the cabinetry's organic patterning and crisp lines, explains designer Harvey Wise. Painted a foggy taupe, the backsplash complements the space's warm wood and grey stone tones.

All **millwork** designed by McCormack Architects and built by Alex Bak, Space Furniture; **glasses**, **napkins**, **pitcher**, **shaker**, Angus & Company; **colour** for back-painted glass, Ashwood (OC-47), Benjamin Moore.

BUILD IN FUNCTION v

Turn functional items into attractive design elements. To give the full-size fridge a sleek, European look, McCormack had it encased in a walnut frame so it would blend with the rest of the cabinetry. Tucked into a space between the kitchen and living room (part of what used to be the dining room), the small office is both practical and handsome. Open shelving keeps it airy. Kelly, who built the desk with a friend, left the edge of the redwood top raw for a rustic look.

Redwood, Urban Tree Salvage; **Eames chair**, eBay; **plant**, Ikea.





Natural beauty requires nature.

The 100% natural moisturizers in St. Ives body lotions have the power to soothe, hydrate and renew dry skin. No matter what your skin needs, St. Ives has a natural solution for you.



No unnecessary chemicals or ingredients. Formulated without parabens or phthalates.

St. Ives®


Be a force of nature.

REPEAT WARM FINISHES >

A long walnut shelf was incorporated along the dining room's outside wall to balance the kitchen's walnut cabinetry on the other side of the room. By furring out the wall below and alongside it, the architect was able to create a 4" recess that accommodates the shelf, which offers a place to display art. The frames on the dining chairs and the old tavern table, found by the pair at a collectibles shop in Florida, reiterate the warm wood hue. In **Florida**, reiterate the warm wood hue. *Oly pendant light*, South Hill Home; **art**, Peony magenta-09 by Madeleine Lamont, Art Interiors; deep cream **bowl**, The Door Store; shallow white **bowl**, Hollace Cluny.



A single graphic work of art has a strong visual presence in a clean-lined space




BEFORE



CHOOSE PLUSH FABRICS ^

Incorporating supple, textural fabrics like velvet, leather and wool flannel enhances an organic-modern aesthetic. So even though they're dark and clean-lined, the sofa and leather chairs in Stacey and Kelly's living room have an innate warmth. The eclectic collection of furnishings — contemporary furniture juxtaposed with exotic and rustic elements, like the stone Buddha statues and a side table made of salvaged wood — is arranged in a simple symmetrical box and centered on the bay window, offering a traditional but comfortable and friendly arrangement. *Wood side table*, Urban Tree Salvage; **rug**, Carpet Villa; **wall colour**, White Down (OC-131), Benjamin Moore; stone **Buddhas**, Sunday Antique Market at St. Lawrence; **coffee table**, Structube; **red bowl**, throw **pillows**, Hollace Cluny; **throw**, Angus & Company.

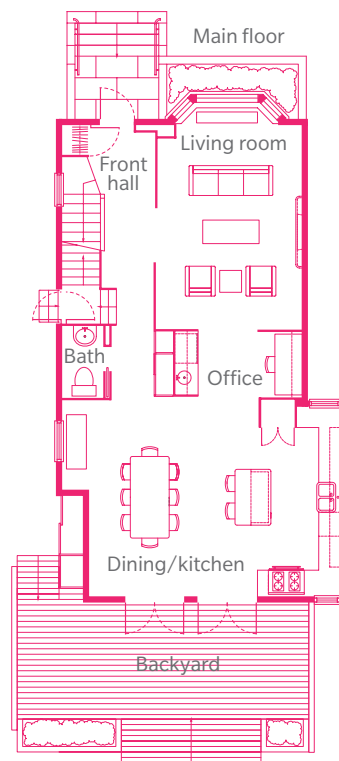


BEFORE



BLEND ERAS ^

Mix old and new to create intriguing style tension. Taking advantage of an extra-wide lot, the couple built a rear addition that also wraps around the side of the house. McCormack included a two-storey wall along the right side of the house and painted the lower window section here black. "It makes it look like that side of the house has been pulled out like a drawer," he says. While it complements the original red brick, the horizontal cedar siding covering the new façade here also highlights the separation between old and new, and riffs on the warm wood tones inside. *Architects*, Christopher McCormack and Florin Scarlat, McCormack Architects; **black doors**, Pella; white lounge **chairs**, Sunday Antique Market at St. Lawrence.



Floor plan illustrations by Jenn Lawrence

whitening that
**FITS ANY LIFE
 AND EVERY SMILE.**



INTRODUCING a brilliant innovation in whitening, **Crest® Whitestrips® Advanced Seal**. Our new custom strip technology form fits to your teeth to keep the Crest® whitening power in place. It's so secure, you can even drink water as you whiten.



★ Peel ★ Apply ★ Reveal ★

DRINK WATER

TALK ON THE PHONE


GO ANYWHERE



Healthy-Looking, Beautiful Smiles For Life.



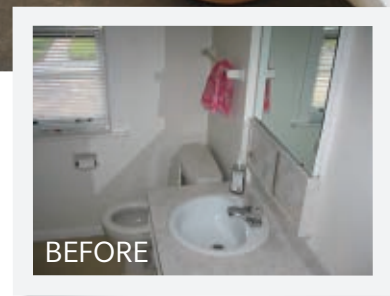

A canopy bed keeps a spacious bedroom cosy



IMBUE A SENSE OF LUXURY ▾

Try to create a soothing feel even in small bathrooms. Here, warm materials like ribbon-striped tiama wood, Calacatta marble, and a flamed limestone floor are paired with smart storage and clean lines to instill a restful ambience. To make room for the extra-long vanity, McCormack left the toilet and tub in their original spots and expanded the room 4' by annexing space from the hall and stairwell. The sleek, architectural medicine cabinet over the toilet also hides the toilet stack and echoes the wood used downstairs.

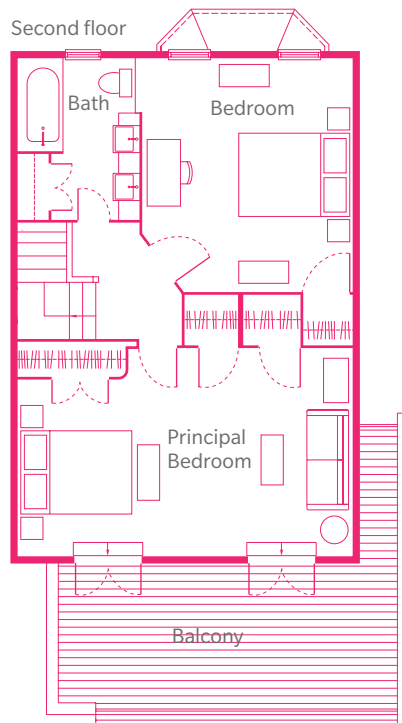
Sinks, faucets, Taps; Olympia Tile & Stone; **basket,** Angus & Company; **towels, toiletries, glass,** Ginger's; **orchid,** Ikea.



BE SMART ABOUT SPACE ▲

Keep resale in mind when renovating. Here, the couple converted two smaller bedrooms into the large principal bedroom that offers garden views and access to the upper back deck through tall, wide windows. "They had reservations about turning a three-bedroom house into a two-bedroom house," says McCormack. "So I showed them how they could easily convert it back — by keeping the radiators from both rooms and turning one doorway into a closet that can easily be removed — if they ever want to sell." Linking the bedroom to the big deck makes it feel even larger, and having to step up to the deck adds a nest-like cosiness.

Bedding, Lucca; **light fixture, black lamps,** sheepskin **rug,** Ikea; **wall colour,** Arrowroot (29-82), Pratt & Lambert; **bench upholstery,** Rudy's Custom Upholstery.



SEE HOUSEANDHOME.COM

Tour new creative spaces on our design show every week. Click **ONLINE TV.**



Skyline leather sofa \$ 1299, console table \$269, painting \$ 189, matching lamps \$99

Priceless moments. Priced less.



www.leons.ca

BESPOKE > DETAILS

Turn a practical stairwell into a design feature by customizing the railing; this one has everything from shapely spindles to pretty brass feet. A crisp black and white colour scheme sets off a photo gallery, while herringbone floors and a crystal finial atop the newel post enhance the glamorous look.



VIVID COLOUR v

Use colour to make a bold decorating statement. An orange runner looks even juicier in an all-white setting. A painted stripe above the baseboard visually balances the dark handrail and helps draw the eye up the stairs.



Flights of Fancy

Clever ideas for styling your stairs.

Produced by KATHRYN BALA | Text by TRISH SNYDER



^ WALL OF STORAGE

Harness wasted space beneath stairs to tuck in an expanse of built-in bookshelves. These ones highlight the sweeping curve of the grand staircase, with its wide steps and elegantly raised newel post.



< COTTAGE INFLUENCES

Inject a cottage aesthetic with painted panelling and a twisted rope handrail. (Look for rope and brass hanging hardware at deck and marine supply stores.) The door divides upper and lower spaces decoratively, lending the allure of a secret passageway. Dark-grey risers on the bottom stairs and a black-painted railing on the lower section tie in with the iron carriage light.

Photography by Ted Yarwood (top left); design by Sharon Mimran/BBC Magazines (top right)/Simon Upton/Ancient + Modern (bottom left)/Tim Street-Porter (bottom right)



caesarstone®
Quartz Surfaces

life-
proof

COUNTERS THAT WILL BEHAVE,
EVEN WHEN YOUR LITTLE ONES WON'T.

STAIN, SCRATCH, MOLD AND MILDEW RESISTANT//
26 UNIQUE COLOURS//NO SEALING REQUIRED
1 877-9-QUARTZ (1 877-978-2789)
ciot.com

EXCLUSIVE DISTRIBUTION

ciot

SPOTLIGHT

▼ RAW WOOD

Strip away paint or stain to reveal a natural rough-hewn staircase that's loaded with patina and presence. A stripped subfloor and dramatic arrangement of branches complete the look.



< SECRET STORAGE

Design a staircase with discreet drawers to store an overflow of shoes and slippers. A dual-height handrail accommodates adults and children, while glass block and track lights illuminate the closed-in space. Warm wood panelling creates a golden glow.



▼ STRIPED RUNNER

Create a classic scheme on black-and-white-painted steps with a graphic runner that softens the stairs and muffles sound. A tufted chair tucked into the corner under this flared staircase offers a cosy spot to don shoes.




▲ OPEN STAIRCASE

Inject a lofty, architectural vibe with an industrial stringer, floating treads and a tubular handrail. Set next to a wall of glass, the open design allows an unimpeded view of the outdoors. Just remember, this modern style needs lots of space to shine.



SPIRAL STAIRCASE

Maximize tight quarters with a spiral staircase that demands a fraction of the space required by conventional steps. Reserve these units for low-traffic areas: since each tread is tapered, steps can be tricky to navigate.



SHOP

HOUSEANDHOME.COM

Find out where to get spiral staircases, railings and more. Click **DESIGN**.

HAUSER

BARSTOOLS & DINETTES

You have seen us outside. Now we are Inside.



Our 60 year legacy of Hauser Iron continues.

Introducing Hauser casual indoor wrought iron & leather dining, barstools & counter stools.
Hand crafted in your choice of Hauser finish and fabric.

Buy direct from Hauser at any of our company store locations.

BURLINGTON	29 Plains Road, West	905.681.3355
LONDON	314 Adelaide Street, South	519.685.0834
MISSISSAUGA	3105 Winston Churchill Blvd.	905.569.1101
MONTREAL	4655, boulevard St-Jean Dollard-Des-Ormeaux	514.620.1310

OTTAWA	1723 Carling Avenue	613.722.8795
RICHMOND HILL	10815 Bathurst Street	905.770.8742
TORONTO-LEASIDE	1605 Bayview Ave. 2nd floor	416.487.4036
WATERLOO	330 Weber Street, North	519.747.3818
CONTRACT SALES	1.800.268.7328 x258	

www.hauserstores.com

DESIGN DESTINATIONS

SEE WHAT'S IN STORE AT THESE GREAT HOME RETAILERS



Interior Design Show IDS10 Booth # 1518

Custom Lighting Art Glass Studio



121 Miranda Ave. Toronto M6B 3W8
(Castlefield Design District)
416.783.4100 • www.amstudio.ca
info@amstudio.ca



CABINET
modern home furnishing



Introducing The Historic Lumber Collection made with wood reclaimed from The Distillery District

Solid wood furniture: hand made with care in Toronto.

Come visit us at **10 Birch Avenue**, Toronto, Ontario **Phone (416) 923-9234**
or **55 Mill Street, Unit 32** Toronto, Ontario **Phone (416) 777-9234**
www.cabinetfurniture.ca

ARCHITECTURAL RELICS / CUSTOM FABRICATION

Wardrobe:

Romanian double doors c1880 surrounded by 1860 salvaged pine flooring and house trim from Ontario



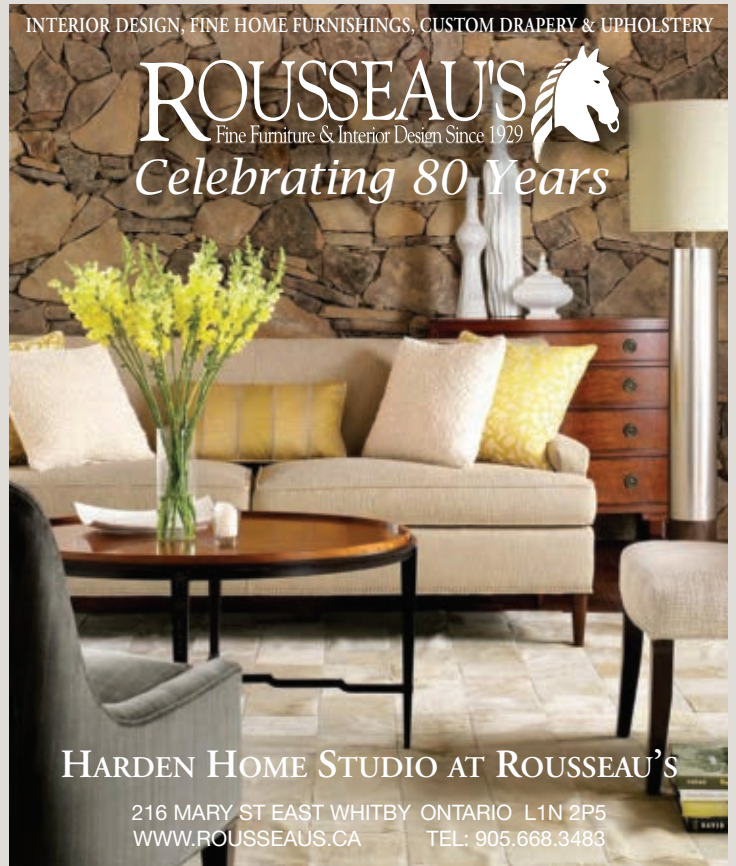
ARTEFACTS
salvage & design

46 Isabella St, St Jacobs

519 664-3760 Wed - Sat 10-5 Sun 1-5 artefacts.ca


INTERIOR DESIGN, FINE HOME FURNISHINGS, CUSTOM DRAPERY & UPHOLSTERY

ROUSSEAU'S
Fine Furniture & Interior Design Since 1929
Celebrating 80 Years



HARDEN HOME STUDIO AT ROUSSEAU'S

216 MARY ST EAST WHITBY ONTARIO L1N 2P5
WWW.ROUSSEAUS.CA TEL: 905.668.3483



taylor steel collection

This Chair Source exclusive is available in your choice of fabrics and finishes with custom fit metal detailing.

CHAIRSOURCE
residential • contract • commercial

8305 Jane St. Unit 4, Concord, ON
905.761.8790 1.888.275.5577

chairsource.ca

MULTI-CAST DESIGN INC.
CAST STONE FIREPLACE MANTELS




Tel: 1-888-236-8584

www.multicastdesign.com • info@multicastdesign.com

 Canadian Made

Rosehill
WINE CELLARS

Everything You Need to Store, Serve and Enjoy Your Wine



www.rosehillwinecellars.ca

Custom Wine Cellars • Wine Racks • Cooling Units
Cabinets • Stemware • Wine Accessories
416.285.6604 | 1.888.253.6807
Showroom: 339 Olivewood Road, Toronto



PERMA-WOOD
SOLARIUMS & ADDITIONS

Head Office and Showroom Location: 170 Esna Park Dr., #7, Markham, ON
(905) 475-5460 • (416) 491-2275 Out of Town: 1-888-PERMAWD

www.permawood.com

  Made in Canada 

Door Prize

Swap out standard-issue hardware for bold designs.

Produced by ANDREA MILLS | Text by JAIMIE NATHAN



Elegant faceted crystal reflects light

Hand-stitched leather adds warmth and texture

1. Luxe brass is back, in a classic octagonal shape. Samuel Heath Octagonal knob P2182/B. Passage, approx. \$364. At Palladio Decorative Hardware.
 2. A cool white ceramic oval is a great country choice. Omnia Industries knob latchset 412. Polished brass; ceramic. Approx. \$210. At showrooms across Canada.
 3. Chocolate-brown leather is a warm alternative. Turnstyle

Designs Madrid mortice knob. Passage, \$1,044. At The Art of Hardware.
 4. Colourful hand-blown glass is like a miniature work of art. Tracy Glover Prospect Hill doorknob in Spice. Brushed-brass base. \$300. At Hollace Cluny or Tracy Glover Objects and Lighting.
 5. Traditional crystal has old-world appeal paired with a muted bronze base. Faceted crystal doorknob. From \$125.

At The Door Store.
 6. Ribbed detailing is evocative of flower petals. Omnia Industries vintage knob latchset 405. Bronze. Dummy, approx. \$140; passage, \$175. At showrooms across Canada.
 7. A quirky X shape has graphic appeal. Cross knob K235 on E204. Brushed bronze. Approx. \$180. Through Rocky Mountain Hardware.

SEE

HOUSEANDHOME.COM

Get design solutions and ideas from our new decorating show. Click **ONLINE TV**.



Style and price can finally get along.

© 2009 HOMER, TLC, Inc. All rights reserved.

You can. Have your dream kitchen.

Your vision, your budget and your kitchen – they all come together at The Home Depot. Look through our wide selection of stylish kitchens, then let our qualified kitchen associates spark your imagination, and bring your ideas to life.



More saving. More doing.®

8



Ribbed texture makes it easy to grip

9



16



10



15



11



12



14



Hammered silver looks organic

13



8. A simple, handsome design in black never dates. *Weiser Lock Troy knob*. Iron. Dummy, \$16; passage, \$36. At Home Hardware.

9. Add modern edge with a ridged, polished chrome knob. *Omnia knob latchset 415*. Dummy, approx. \$140; passage, \$185. At retailers across Canada.

10. A rustic pewter finish has a timeworn patina. *Collections by Weiser Lock Hancock knob*. Passage, \$35. At The Home Depot.

11. The pretty, raised bird pattern adds

delicate femininity. *Insignia doorknob*. Iron; ceramic. Passage, \$48. At Anthropologie.

12. A slim rectangular knob in satin chrome has a Deco feel. *Art Deco knob*. Dummy, \$153; passage, \$283. At Summerhill Hardware.

13. Catch the light with a translucent orb of glass. *Karcher Knob RK 400*. Stainless steel; glass. \$199. At The Art Of Hardware.

14. This hammered-metal knob has tactile appeal. *Arts And Crafts knob*. Sterling silver finish.

Dummy, \$170; passage, \$400. At Summerhill Hardware.

15. An octagonal shape and polished chrome are subtle updates. *Baldwin Octagonal knob 5073*. Dummy, from \$71; passage, \$142. Through Baldwin Hardware.

16. A substantial plate and grooved surface evoke industrial hardware. *Hardware Renaissance Sunrise knob HK756*. Old pawn silver patina. Passage, approx. \$420. At Fenexco.

PERSONALIZED COMFORT INDEX

UNCOMFORTABLE

COMFORTABLE

Body Cast

Former Marine
Sergeant Personal Trainer

Custom Tailored Wardrobe
(including underwear and socks)

La-Z-Boy Profile
ComfortTouch™ Recliner

Retainer


Elastic Waistbands



Profile ComfortTouch Recliner and Carmen Reclining Sofa

ComfortTouch™. Because no one knows how to make you more comfortable than you do.

At La-Z-Boy, we realized the best way to make you more comfortable was to tailor the comfort to you. Our revolutionary Profile ComfortTouch Recliner with adjustable settings lets you choose the ideal combination of firmness and support through exclusively designed and patented air chamber technology. And because we're obsessed with helping you personalize your comfort, the rest of our furniture line has more options so you can rock, swivel, glide, enjoy a soothing massage and more... making your comfort possibilities virtually endless. **Learn more about how we can help you personalize your comfort at la-z-boy.com/comforttouch.**



L A Z B O Y® **Comfort. It's what we do.®**

SLEEP TIGHT WITH URBAN MODE MODERN SLEEPERS

(416) 591-8834



urban
MODE

145 TECUMSETH ST, TORONTO
SHOP ONLINE AT:
WWW.URBANMODE.COM

EVENTS

February 2010

Home and garden shows, antique and craft shows, and art exhibits.

King Tut: The Golden King and the Great Pharaohs, Toronto, until April 18.

Delve into the mysterious life and death of the young King Tut by exploring 130 extraordinary pieces from temples and royal private tombs. This exhibition features artifacts never before seen in North America, and a National Geographic video documentary. Art Gallery of Ontario. 1-877-225-4246 or ago.net.

Winter Antiques Sale, Etobicoke, Ont., January 24 to 31. Shop 1.2 kilometres of antiques at Toronto's largest antiquing event. Over 10,000 pieces will be shown, including art, vintage furnishings, clothing and accessories, pressed glass, and estate jewelry from premier antique dealers. Sherway Gardens. (416) 621-1070 or sherwaygardens.ca.

Retro Design & Antiques Fair, Vancouver, February 7. Visit 175 tables filled with deluxe 20th-century "junque." The market features everything from collectibles and antiques to paintings, prints and '50s kitsch, including retro-glam accessories, vintage jewelry, Depression-era kitchenware, ephemera, antiquarian books and militaria. Croatian Cultural Centre. (604) 980-3159 or visit 21cpromotions.com.

Burlington Art Centre 2010 Art Auction, Burlington, Ont., February 17 to 19 (previews from the 17th to 19th; auction on the 19th). With a wide selection of artwork up for sale to the highest bidder, this auction has something for everyone, from art novices to aficionados looking to expand their collections. The event will feature pieces of art from a wide variety of media, including paintings, ceramics, fibre art and sculptures, as well as estate pieces. The Burlington Art Centre. (905) 632-7796 ext. 326 or burlingtonartcentre.on.ca.

National Home Show, Toronto, February 19 to 28. Get inspired to create, renovate and decorate at this year's show. Highlights include the 2010 dream home, dream

gardens, the Green Pavilion and a live appearance by home improvement expert Ty Pennington, along with other celebrity designer guests who will offer expert home advice, solutions, and inspiration for decorating, renovating and landscaping your home. Direct Energy Centre, Exhibition Place. Nationalhomeshow.com.

Seedy Saturday, Victoria, B.C., February 20. This annual seed and garden show presents over 50 exhibitors of open-pollinated seeds, native plants, perennials, small fruits, local vegetables and garden products. Donate or trade your own saved seeds at the community Seed Swap, consult with Master Gardeners, visit displays by local garden clubs and environmental organizations. Take in one of the many free talks presented by gardening experts on topics about food-growing and sustainable gardening practices. Victoria Conference Centre. (250) 385-0485 or jamesbaymarket.com.

A Cabin Fever Breakaway! Sunday Brunch, Toronto, February 21. What better way to warm a gardener's winter soul than a day spent among spring blossoms and early bulbs in full bloom — all in a spectacular setting in the Distillery Historic District. The Vintage Gardener shares her secrets to encouraging early blooms, and decorating your home. (416) 364-6232 or elaine@vintagegardener.com or vintagegardener.com.

Show and tour organizers from across Canada are invited to forward information for publication in upcoming issues to: Events, House & Home, 511 King St. W., Suite 120, Toronto, Ont. M5V 2Z4; fax to (416) 591-1630; email to chheditorial@hhmedia.com; or submit online at houseandhome.com/contact.

Please include detailed information on show, event or tour location, dates and content, plus contact information for the public. Information must be received at least three months before event date to be considered for publication.

Text by Katie Gougeon

Stone Sinks ■ Copper Sinks ■ Wood Sinks ■ Vessel Sink Faucets



EB_FM010RB - Waterfall Faucet



EB_C004AD - Copper Vessel Sink



EB_S019RR - Natural Boulder Sink



EB_FM010BN - Waterfall Faucet + EB_S005BT-H - Travertine Vessel Sink



EDEN BATH

Eden: "Any place of complete bliss, delight and peace; a paradise on Earth"

Find Bathroom Bliss And Your Nearest Eden Bath Dealer At EdenBath.com

203 Hume Road, Puslinch, Ontario, N0B 2J0 - Tel: (877) 823-9191 - Fax: (519) 780-1758 - Email: sales@edenbath.com

METAL & STAINLESS STEEL TILES

MODERN KITCHEN AND BATH TILE SOLUTIONS

- Stainless Steel Mosaic Tile
- Aluminum Mosaic Tile
- Copper Mosaic Tile
- Mixed Metal, Stone And Glass Mosaic Tile
- Easy To Install - Mesh Mounted Sheets
- Over 25 Designs Available

www.MetalStainlessSteelTiles.com



hansgrohe

PuraVida

Discover pure life for the bathroom



PuraVida. Poetic purity and clarity of form defines the latest Hansgrohe collection. PuraVida, which translates to “pure life”, is the design inspiration from Phoenix Design that reflects harmony, balance and emotion. Experience PuraVida and discover pure life for the bathroom. Please visit www.hansgrohe.ca to view the entire collection.

HOUSE & HOME



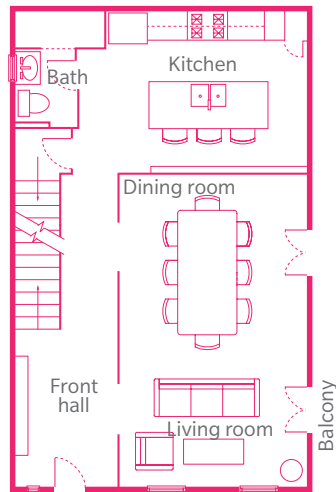
FEB 2010

No one said renovating was easy. It takes energy, vision and endless patience. But get it right, and your home will be the stuff of dreams.

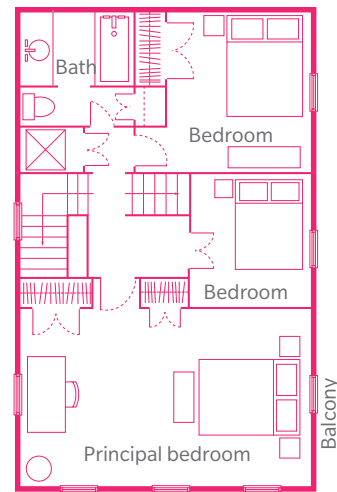
Making History



Main floor



Second floor



FROM DILAPIDATED 1830s CLAPBOARD TO TAILORED FEDERAL-STYLE RETREAT WITH A MODERN SPIN.

Text by **JENNIFER HUGHES**
Photography by **MICHAEL GRAYDON**

Jonathan Swift once famously stated: “You can’t make a silk purse out of a sow’s ear.” But Alan de la Vigne tends to disagree. “I’ve always loved a sow’s ear,” he says, in reference to his habit of purchasing homes in dire need of repair and rescue. His fifth such house, an 1830s structure in the picturesque town of Port Hope, Ont., an hour east of Toronto, certainly held no charm when he first looked at it. Divided into three apartments, the house was a mishmash of bad “fix-ups” that had almost completely obscured its original architectural features. “It was a terrible mess and badly deteriorated,” he recalls. Despite its many shortcomings, Alan, a retired antiques dealer, and furnishings and decor entrepreneur, could still see its potential. Aside from its location on the banks of the idyllic Ganaraska River, a section of the aluminum siding had torn away and revealed the original clapboard exterior beneath, and original wood trim on the interior

OPPOSITE: Recovered in grey wool, Alan’s old sofas are a crisp foil to the living room’s diverse accessories, like a bold zebra rug, 18th-century room sketches and \$45 junk shop metal table. The front windows are half-shuttered for privacy. See Source Guide for a full listing of paint colours.

FAR RIGHT: The restored Federal-style façade is accentuated by a buttery yellow hue that sets off its pretty clapboard. The plantation-style veranda adds Southern charm. **Porch construction**, Clutterbuck Construction; **dropcloths** (for curtains), Canadian Tire.



Homeowner Alan de la Vigne.
 Rug, Sunday Antique Market
 at St. Lawrence.




5 CHANGES WITH BIG IMPACT

- Adding the two-storey veranda enhances the house's elegant façade and makes for inviting outdoor living.
- Installing reclaimed architectural remnants like the mantel and front door surround plays up the period home's rich character.
- Brightening the floors with white pickling stain rids the old pine floors of their yellowish cast and gives them a great bare-wood look.
- Choosing a showpiece kitchen island, instead of matching it to the white cabinetry, lets it stand out as a dark, furniture-like focal point.
- Leaving windows bare, except where privacy is essential, lets the architecture shine.



While the kitchen is outfitted in white Shaker cabinets (not shown), Alan chose a black island for a furniture-like focal point with woven stools as a casual contrast. He made the screen of antique chinoiserie wallpaper. An iconic Ingo Maurer Zettel'z light is a modern foil, while kudu horns add an exotic hit. **Stools, Pier 1; light, Nienkämper.**






The dining area is a modern contrast to the adjoining living area. A simple Parsons table with a granite top is flanked by Parsons chairs in brown ticking. The charcoal wall highlights a dramatic modern painting. **Chairs, table, Elte; vase, Michael Thomas.**


whispered of something special — albeit deeply buried. Alan was intrigued enough to purchase the home in December 2004.

A massive two-year renovation started soon after, and amazingly, Alan lived in an apartment at the back of the house during the entire process so he could be on hand to oversee every last detail. Photographs of the home from its earliest days, found at the local archives, helped his design planning tremendously, giving clues to what the house had looked like in the past. Alan added handsome Federal architectural features, including a fan light in the attic and shutters on all the windows, which help the house fit in with other heritage structures in the area (settled and built by United Empire Loyalists in the 1830s). High-profile friends from the Toronto interior design scene — including David Powell of Powell & Bonnell Design and Irene Bell, a retired Ryerson University interior design professor — helped Alan with floor plans and finishes.

Alan's key goal for the interior of the house was simple:

FAR RIGHT: To make the new gas fireplace look like an original feature, Alan installed an antique mantel and reclaimed bricks (cut to tile thickness) for the surround. The array of collectibles on the mantel speaks to Alan's eclectic tastes: a British coat of arms from a local public building, African animal carvings, and a handful of his antique blue and white china (shown through the house).





ABOVE: A black and white dhurrie rug is a graphic hit in the principal bedroom's sitting area. A roomy sofa and chair are a cosy landing spot at day's end. Adding a sitting area like this gives a bedroom a real boutique hotel feeling.
Sofa, chair, Ikea; coffee table, Neal Small.

FAR LEFT: In the front hall, a layered vignette of unique and exotic furniture and *objets* is set against an airy backdrop of creamy walls and wood floors. The bold Asian-style table and ornate Venetian mirror are a fitting stage for more of Alan's blue and white china.
Table, Neal Small.

"I wanted the spaces to be as open and light as possible," he explains. To wit, he enlarged the window at the top of the staircase and added a Palladian arch, and also added an extra window in the principal bedroom. He left windows throughout the house bare to maximize daylight. The home's original wide-plank pine floors were largely intact — under "layers of stinky carpet" — and Alan had them sanded and refinished. To get rid of the yellowish cast of the old pine, he had a white pickling stain applied and rubbed off, and then sealed the wood with a matte urethane to give the flooring a pale, almost unfinished look. The result adds to the lightness of the interior and gives the home a truly current look. Various tones of soft off-white paint on walls and trim offer a light neutral backdrop that best shows off Alan's eclectic furniture and numerous collections.

Alan and friends can often be found dining on the lower veranda or playing bridge upstairs, a perch that offers pretty river views.



ABOVE: Alan's pocketwatch collection includes rare half-sphere "ball" watches. TOP RIGHT: In his bedroom, Alan uses an antique Italian walnut table as his desk; it displays German porcelain figurines of Napoleon and his generals. Alan found the giant paintbrush in Nicaragua. A 19th-century

repro of a 17th-century Dutch piece, the armoire holds a TV and storage. BOTTOM RIGHT: A canopy bed makes an architectural statement in the principal bedroom. Simple pale blue and black linens keep the look sophisticated. The large painting is by Canadian artist Louis de Niverville.



Where the home was missing key architectural features, Alan scoured local salvage shops for replacements. His new gas fireplace boasts a 200-year-old mantel that was unearthed in Niagara-on-the-Lake, Ont., and its surround was created using old salvaged bricks that were cut down to tile-like thickness. Originally created for a Catholic church manse in Colborne, Ont., the stately white exterior door surround was a perfect fit around Alan's front door and sidelights.

One of the renovation's most dramatic changes was the addition of a two-storey veranda on one side of the house, a move that gave the home a gracious Southern air and provided an inviting three-season space

CONTINUED ON PAGE 90



SEE


HOUSEANDHOME.COM

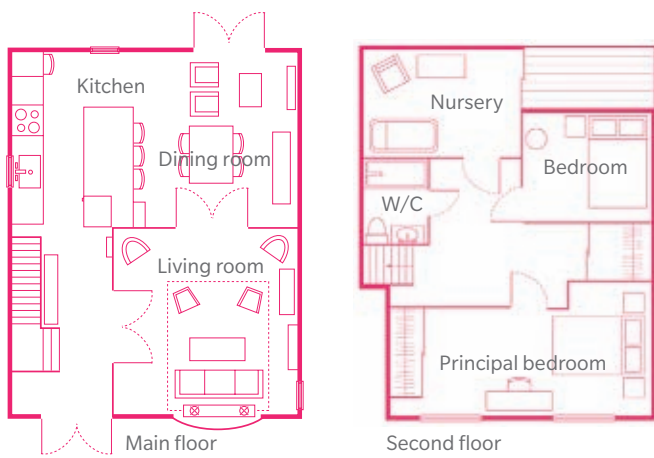
Browse more dramatic renovations in our gallery. Click **DESIGN**, then **GALLERIES**.

Modern Mix

FROM DARK, DATED FIXER-UPPER TO WARM FAMILY HOME.

By **TANYA LINTON** | Photography by **DONNA GRIFFITH**






Four days. That's how long I told my husband we'd be staying with my parents. I watched with a pang of guilt as he packed four pairs of underwear, two pairs of pants, a few shirts and a sweater or two. He didn't ask why I had two suitcases and an army-sized trunk full of clothes and toys for our nine-month-old son, but that's beside the point. If the truth about our newly purchased home had been revealed — that the renovation was badly behind schedule — he would have freaked out.

We weren't looking for a new house. In fact, we were moments away from doing a two-storey renovation to our tiny semidetached home in the east end of Toronto. Permits were approved and the contractor booked. Then we went on a summer vacation with some friends and over a bottle of wine, they had us looking at a house online, in their uptown neighbourhood, that gave us everything we were trying to achieve with our pending addition. A month later, we owned the home.

It was love, instantly. Not because it stank of cigarette smoke or had a front hall covered in 1970s wallpaper with a print that looked like the after-effects of a forest fire. Nor did it have to do with the hallway full of red-brick-



OPPOSITE: New recessed lighting, a leaded-glass window and mini floral mosaic tiles around the fireplace surround gave the tired, wood-trimmed living room new life. **Tile, Ciot; carpet, West Elm; coffee table, Roots Home; mirror, InVU Drapery; credenza, Ikea; Indian Ocean art, SCAD; flowers throughout, Posies.**

BOTTOM RIGHT: Hand-screened wallpaper was the first item purchased and the last thing to be installed. A weathered bench and low-hung art make a focal point under the stairs, while mini hexagonal floor tiles add texture. **Wallpaper, Pro Glo Paints; runner, Elte; tile, Ciot; bench, Hardware; turquoise tray, Hollace Cluny.**

TOP RIGHT: The 1950s-style living room window got an instant update with a fresh coat of black paint, transforming the look from dated to modern loft. **Lamps, Decorum Decorative Finds.**

SEE HOUSEANDHOME.COM

Check out 32 of our favourite new wallpapers. Click Design, then **GALLERIES**.



LEFT: The kitchen is a mix of materials: stainless steel, enamelled cabinets, ceramic tile and black marble. The 10' marble-topped peninsula was a splurge, but worth it. **Cabinetry, rugs, Ikea; counter, shelves, Thomas Brooks Manufacturing; faucet, The Home Depot; light, EuroLite.**

BOTTOM LEFT: Homeowner Tanya Linton with her husband, Mike Sheerin, and their son Eddie, almost 2. A built-in bookcase facing the dining room holds bottles of wine and Tanya's cookbook collection. **Stools, Ikea; built-in shelves, Franklin Design Carpentry.**



coloured tiles, bedrooms with turquoise carpeting, the powder room in the kitchen or the basement that had been untouched since the '60s. We loved the house because it had great bones and even greater potential.

Now, I'm not an interior designer: I just play one for the sake of TV. By day, I create and oversee television shows for HGTV. I spend my time talking to designers, realtors and contractors for new ideas, and then at night, I test out my knowledge on my own home by painting walls and styling vignettes. So, when this house came along, I knew it was going to be the ultimate project.

While the inside layout was appealing, it had to be adapted to suit our needs. Not to mention that with a house full of boys (our second son was born in November), I wanted the overall look to feel sophisticated and stylish, but most importantly to have a sense of humour.

We consulted with our contractor before we bought the house. He advised that if we didn't change the layout and kept things like plumbing and most of the appliances and electrical outlets in the same places we'd keep the budget down. And he was right. Instead, the work we did was mostly cosmetic — things like flooring, radiators, painting, wallpapering and adding a new window here and there. The bigger projects included redoing the upstairs bathroom, renovating the basement and taking down the wall between the long galley kitchen and the dining room. I know it sounds doable, but the project was rather massive: every single nook and cranny of the house was touched either by a sledgehammer or a paintbrush.

The biggest impact came from the newly designed kitchen. The removal of the wall instantly allowed for an exposed entertaining space that suited our lifestyle. The existing tiny addition at the back of the house, which felt useless and dated, presented itself in a new light. Having opened up most of the main floor, we had effectively achieved a sort of "great room" that is now the most-used spot in our house.

To plan my new decor, I made lists of all the pieces I loved in our old house. Then I ripped out enough inspiration shots from magazines to fill a folder the size of the yellow pages. And lastly, I gathered ideas from two of my most stylish friends: one who has the amazing ability to create a funky family-friendly home with everything from hot pink stairs to mid-century-modern chairs, and the other who exudes sophistication and has impeccable taste. I also threw in a

CONTINUED ON PAGE 90




TOP LEFT: The dining room's black wall emphasizes the silhouette of a sculptural lamp. The purple rug links the space to the adjacent multicoloured family room. **Lamp**, Decorum; **tabletop**, Hardware; **wishbone chair**, Morba; **wall colour**, Forge Black (P2143-41), Para Paints. ABOVE: In Eddie's room, painted iron moose antlers on the chalkboard-painted wall add humour. **Moose hook**, hamper, Kol Kid; **pillow**, Pottery Barn. TOP RIGHT: These shallow offset shelves in the principal bedroom turn handbags into art. **Shelves**, Franklin Design Carpentry. LEFT: An heirloom chair updated with yellow fabric is an elegant contrast to the modern makeup table. **Table**, Ikea; **rug**, Elte; **jars**, **bowls**, Anthropologie. RIGHT: A painted chair brings whimsy to the living room. **Chair**, French Country; **print**, Hollace Cluny. BOTTOM LEFT: Iron sconces and a Moroccan mirror add edge to the clean-lined basement bathroom. **Sink**, **cabinet**, **towels**, **bath products**, Ginger's; **mirror**, Elte; **sconces**, Sescolite; **vase**, Hollace Cluny. BELOW: Every spare nook is used for extra storage. BOTTOM RIGHT: The graphic black and white scheme reemerges in the principal bedroom. **Side tables**, L'Atelier; **throw**, Elte.



**RENO
IDEAS****5 CHANGES WITH BIG IMPACT**

- Tearing down the wall between the dining room and kitchen. It changed the flow of the house and created the ultimate entertaining area.
- Adding the 10' island. Now two people can cook without getting in each other's way.
- Painting out the gumwood trim. A fresh coat of white paint on the woodwork instantly freshened up the whole house.
- Replacing all the interior doors. A mishmash of closet and bedroom doors was unified with a four-panel variety from a big-box store.
- Having built-ins made. A built-in cookbook shelf in the dining room added instant personality.

The family room at the back of the house is the play zone, with tons of vibrant colour, pattern and texture. An heirloom coffee table was sprayed bright purple to give it a new modern personality. **Rug, Ikea; chairs, Pottery Barn; framed book art by Alanna Cavanagh, Hollace Cluny; office wall colour, Hot Pink (100B-7), Behr.**






Frame a grouping of inexpensive illustrations for a graphic hit. Illustration by Nan Lawson. 5" x 7" and 8" x 10". From \$10. Through Etsy.com.




A statement chair wakes up any neutral room. Chiang Mai bergere chair. 37-1/2" h. x 29" w. x 24" d. \$2,250. At The Cross.

A sculptural table lamp for sideboards or bedsides. Opal table lamp. 37" h. \$490. At Shine Home.



Still hot as ever, wallpaper creates an instant focal wall. Barbara Hulanicki Ophelia wallpaper. Approx. \$131/double roll. Through Graham & Brown.



Retro-chic hexagonal tiles are great in busy family zones or the front hall. Keystone Series black hexagonal tile. Approx. \$8/sq.ft. At Daltile.

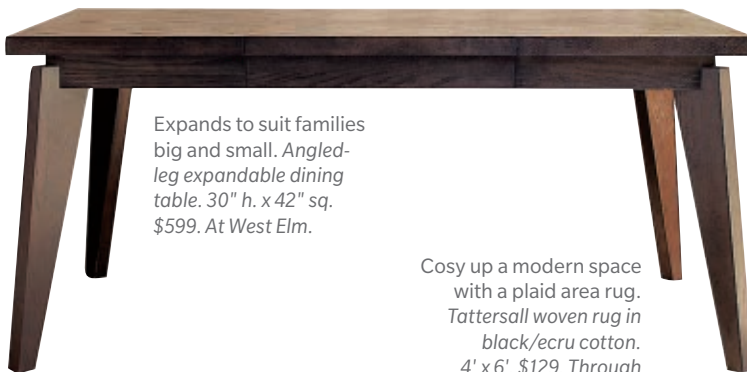
GET THE LOOK OF TANYA LINTON'S MODERN, FAMILY-FRIENDLY HOME.



Fresh, modern prints liven up a basic sofa or occasional chair. Panama Bari Valeria Hojas (left), \$28/yd., at Designer Fabrics; Schumacher Imperial Trellis in treillage/ivory, \$215/yd.; Schumacher Arches print in Bamboo, \$110/yd., through Bilbroughs.



A classic modern chair adds edge to a rustic wood table. Eames side chair. 31-1/2" h. x 18-1/2" w. x 22" d. Moulded plastic; wood. \$439. At Design Within Reach.



Expands to suit families big and small. Angled-leg expandable dining table. 30" h. x 42" sq. \$599. At West Elm.

Cosy up a modern space with a plaid area rug. Tattersall woven rug in black/ecru cotton. 4' x 6'. \$129. Through Dash & Albert.

Fun and inexpensive cushions are easy to wash. Karlstad cushion. Cotton/polyester. 12" x 26". \$30. At Ikea.



Produced by Kathryn Baia/Photography by Felix Wedgwood (tiles, rug, green fabric)/Jessica Lin (orange, yellow fabrics)

The Spa Effect

FOUR STYLISH MAKEOVERS
PACKED WITH IDEAS TO INSPIRE
YOUR OWN HOME SANCTUARY.

By EMILY NORRIS

Stash bath
products on a
slim shelf for
easy access
from the tub

RENO
IDEAS

WHERE TO SPLURGE

- Body-spray shower system
- Oversized freestanding tub
- Custom window
- Glass medicine cabinet

WHERE TO SAVE

- Console table used as vanity
- Baskets for storage
- Penny cork tiles bought online
- Artwork bought online or at rummage sales

ADD IN LIGHT


The original bathroom had an awkward floor plan with a tiny tub, boring tile and outdated fixtures. "We hated it," says owner Git Gustavsson. Now a deep soaker tub, chosen after she tested over 20 freestanding models, feels inviting in the bright, renovated space. Other favourite elements include a custom steel window, an Italian chandelier, a mid-century Saarinen side table and a wall-mounted TV. **Tub, faucet, Roman Bath Centre; window, Nor-Am; floor tiles, Tiles Plus Designer Bath; pendant light, Eurolite; soaps, sponges, gold candles, Ginger's.**

SEE SOURCE GUIDE

SCANDINAVIAN ESCAPE

FROM CRAMPED TO LAYERED ORGANIC.

Toronto designer Git Gustavsson (whose home was featured in *H&H*, March 2008) is just as passionate about travel as she is about design. Not surprisingly, it was a trip to a spa in Tuscany that inspired her to create the same experience at home. “I wanted to sit in the tub and look at the trees; to chill out, and not be distracted,” she recalls. Born in Sweden, she blended her cultural roots with modern loft simplicity, keeping the palette neutral yet textural. “It’s plain, yet it has so many beautiful things — and I love being able to look out the window,” she says. “It’s exactly as I imagined.”




^ SHOWER BEHIND GLASS

The pebble detailing and textured cream tiles in the shower are a nice visual contrast to the white walls. Git’s one reno regret was not splurging on heated floors, which would make stepping out of the shower much easier on cold winter days. **Shower enclosure**, *Doors and More*; **table**, *Quasi Modo*; **towel hooks**, *Ginger’s*; **scarf**, *Hermès*.

BUILD A MULTITASKING VANITY >

“I wanted a European-looking console table for the vanity,” Git says; she sourced a reasonably priced one from a Canadian retailer. She’s thrilled with the unit’s extra-long drawers and shelf, as well as the added storage in the mirrored medicine cabinets. Floor-to-ceiling copper-hued cork penny tiles have the same effect as a colour-blocked wall, but are easier to clean than paint. **Sink**, *console*, *soapdish*, *Ginger’s*; **taps**, *cabinets*, *Roman Bath Centre*; **sconces**, *Restoration Hardware*; **baskets**, *Pottery Barn*; **pink vase**, *bowl*, *Cynthia Findlay Antiques*.

BEFORE



MODERN OASIS

FROM SMALL ROOMS TO AIRY ROOFTOP RETREAT.

Self-professed “reno addicts,” the owners of this Toronto home knew another reconfiguration was on the horizon when they learned they were expecting a second child. “As our family grew, my husband and I wanted a serene and calm adult space,” says the homeowner. Enter John Tong of 3rd Uncle Design. Tong interpreted their vision by opening up the 500-square-foot third-floor space (originally two small rooms) to create a tandem principal bedroom, bathroom and office (*not shown*). Tong brought in as much light as possible by blasting out an exterior wall, and replacing inefficient metal patio doors with wide glass sliders. He also reworked the patio for privacy. “We didn’t hold back,” says the owner, who admits that the space is now a hot spot for the whole family. “We wake up every morning and look out through the shower to the sky. It’s magical.”




CREATE A CONNECTION TO THE OUTDOORS ^

European oak was chosen for the simple open vanity, custom-designed by Sara Parisotto and Hamid Samad of Commute Home. John Tong designed the suspended mirror. “We wanted a mirror that wouldn’t obstruct the windows,” says the homeowner. “Not easy to find! So this is perfect.”
Sink, Taps; sliding door, Loewen; mirror, Commute Home.

< BRING IN ELEMENTS FROM NATURE

Opting for a wood-grained porcelain tile for the shower instead of the original choice — real hardwood — created the desired dramatic effect and is much more practical. Dual showerheads were a must: “The kids jump in every chance they get, then dance around the deck to dry off in the summer,” laughs the homeowner.
Wood-look tile, Stone Tile; mosaic tile, Deco-tile; showerhead, Taps; wood block, Style Garage; glass installation, Ace Glass and Mirror.



RENO IDEAS

WHERE TO SPLURGE

- New hardwood flooring
- Extra-wide sliding door
- Custom vanity and mirror

WHERE TO SAVE

- Faucets bought on sale
- Recessed lighting instead of pricier sconces


GO FOR HEIGHT

Floor-to-ceiling glass on two sides of the shower in this third-floor space adds abundant light and a sought-after link to the outdoors. *Throw, Crate & Barrel.*

FRENCH RETREAT

FROM BUILDER BASIC TO CUSTOM COOL.

When designer Jill Kantelberg overhauled the ensuite bath in her Toronto home, she had a tight timeline but plenty of inspiration from her store, Kantelberg Antiques & Interiors. “I wanted the bathroom to flow with my overall style, which is French and contemporary,” she says. She saved time and money by working with the room’s original footprint, just removing the tub. “I was using my old tub as storage, so I decided to keep only the shower,” Jill laughs. To achieve a retreat-like space devoid of visual distraction, she focused on elements that would have the biggest impact. She installed both recessed fixtures and glam sconces, hung a wall of mirrors instead of artwork, and retrofitted an antique buffet as a vanity, which added tons of storage. “It’s perfect!” she says. “I’m a satisfied customer.”




RENO IDEAS

WHERE TO SPLURGE

- Tyndall stone for shower floor
- Hand-tufted wool rug

WHERE TO SAVE

- Maintaining original footprint
- Inexpensive white porcelain subway tile
- Buffet repurposed as vanity
- Simple chrome fixtures
- Installing affordable wall mouldings



REPURPOSE TREASURED PIECES ^

Jill’s handsome Art Deco buffet — originally used as a dining room sideboard — was transformed into a double vanity, perfect for anchoring the room’s French theme. She laid a wool rug over the original hardwood floors. “Rugs add an unexpected layer of sophistication,” she says. Vast frameless mirrors bounce light around the room and visually enlarge it. *Sconce, Luminart; rug, Kravet; bowl, vase, Cynthia Findlay Antiques.*

< ALLOW AMPLE SHOWER SPACE

Tyndall stone, quarried in Manitoba, has a dappled look that was perfect for the floor of the shower; Jill also hung it as art over the toilet (*top right*). *Marble for bench, surround, Marble Trend; bath products, Ginger’s.*

SEE


HOUSEANDHOME.COM

Get photos and decorating tips in our Bathroom Design Guide. Click **DESIGN**.

SLEEK SANCTUARY

FROM TRAD VICTORIAN TO CONTEMPORARY CLASSIC.

Even though Karin Smith's Vancouver home had undergone a renovation about five years ago, she was never happy with the ensuite. "It was pretty," says designer Nancy Riesco, "but Karin realized she wanted something more modern." Making it contemporary, but not too cutting-edge, meant sticking to a mostly white palette with modern fixtures, and injecting references to the past, like the classic Carrara counters, freestanding tub and hexagonal floor tiles. "I think all rooms need to be mixed up a bit," says Riesco. Behind glass doors is the focal point: a wet room housing the tub and double shower. "I love the whiteness of the room; it makes me feel calm," Karin says. "When we have guests, my husband always brings them up here — he loves to show it off!"



RENO IDEAS

WHERE TO SPLURGE

- Custom oak vanities
- Freestanding tub
- Carrara marble for vanity tops and backsplashes

WHERE TO SAVE

- Oversized subway tile in wet room
- Hexagonal floor tiles
- Frameless mirror panels over vanities

FLOAT A VANITY — OR TWO >

To maintain a light, airy vibe, Riesco designed two floating vanities in bleached oak — a practical his-and-hers solution. Each features a wall-mounted faucet and frameless mirrors above Carrara marble slab counters and backsplashes.

Sink, Catalano; faucet, Grohe.

DEFINE THE WET ZONE v

Oversized white subway tile on the walls of the wet room was a budget-friendly move. "It's a simple tile — using an abundance of it made the look more interesting," says Riesco.

Tub, Acri-tec; tub faucet, Aquabross.



Sew a striped border onto plain white pillowcases for a hit of colour and pattern

COMBINE MONOCHROMATIC STRIPES

Mixing a variety of stripes in a single palette creates rooms that feel dynamic and decorated, but not busy. Build the look around a stripe with several shades of the feature colour. This allows for greater flexibility: on the bedding and canopy, stripes from pale blue to navy are picked up by accent pillows in the same colour range. To break up the repetition of stripes on stripes, layer in one or two different patterns in a matching blue and white scheme.

STRAIGHT THINKING

LIVEN UP ANY ROOM WITH STRIPES — BRIGHT AND BOLD, OR CRISP AND CLASSIC, THEY'RE RIGHT ON TREND.

Produced by **SASHA SEYMOUR** | *Text by* **KIMBERLEY BROWN** | *Photography by* **ANGUS FERGUSON**

Bed, bolster pillows, curtains (as canopy), white sheets, candleholder, Ikea; settee, Biltmore; pillow fabric, sheet trim, Designer Fabrics; duvet, shams, throw, Lucca; pedestal tables, Liv by Au Lit; chandelier, AM Studio; lamp, Elte; plant, pot, Florigens Design.



TOP STRIPES

The building blocks of a crisp room.

1. Ticking stripe

Named after the striped twill traditionally used to cover mattresses and pillows, this pattern is loved for its versatility, moving easily from classic country to preppy chic. **Fabrics**, Designer Fabrics; **ribbon**, Mokuba. **Try it on:** table linens, bedding and pillowcases

2. Awning stripe

A broad, bold stripe, often alternating with crisp white. Even small-scale versions impart a breezy feel and a strong, graphic look. **Green stripes**, Ikea; **turquoise stripe**, Designer Fabrics. **Try it on:** walls and large throw pillows

3. Seersucker and pinstripe

Combining pattern and texture, puckered seersucker stripes have a casual elegance that suits relaxed living, while the buttoned-up look of pinstripes mixes easily with any pattern. **Fabrics**, Designer Fabrics. **Try it on:** armchairs, bedding, small throw pillows

4. Variegated stripe

Styles range from vivid and multicoloured to a subtle single hue. Perfect as a room's accent or feature print. **Fabrics**, Designer Fabrics. **Try it on:** upholstery, bedding, windows; walls and rugs; all types of pillows



Dress up striped pillows with a pretty ribbon frame

VARY THE SCALE OF THE STRIPES

Broad awning and traditional ticking stripes are classic summer accents, but their graphic punch suits any season. For instant impact, paint walls with 16"-wide vertical stripes in a simple two-toned palette, taking the stripes right over baseboards and mouldings for added drama (carefully measure and tape off stripes before painting). Continue the theme with striped accessories — different scales easily mix as long as every pattern has a similar background colour. A chevron-print rug adds excitement. **Settee**, AT Design; **stool**, Belle Epoque; **table**, HomeSense; **runner**, black pillows, Y&Co; **fabric** (other pillows), Designer Fabrics; **sewing** (pillows, throw), Sabrina Linn; **ribbon**, Mokuba; **yellow paint**, Babouche, Farrow & Ball.



RUN STRIPES SIDEWAYS

Reenergize a hallway or room by hanging striped wallpaper horizontally in the space below the chair rail, a trick that helps make narrow rooms feel wider. To ensure an even look, position the paper so the lowest and highest stripes are the same colour; install the painted chair rail after the wallpaper has been hung. Play up the pattern with furniture that subtly mimics the look of stripes, be it the banding on a chair, the woven shade of a pendant light or a slatted side table. **Wallpaper**, Block Print Stripe (BP 748), **paint**, Blue Ground (210), Farrow & Ball; **console**, Stacaro; **pendant**, L'Atelier; **lamp**, AT Design; **art**, Angus & Company; **plant**, Florigens Design; **boxes**, Hollace Cluny; **side table**, HomeSense; **rug**, **chair**, Elte.

Best of the West

SIGNATURE DISHES FROM VANCOUVER'S TOP CHEFS

By **CLAIRE TANSEY** | Location photography by **JOHN CULLEN** | Food photography by **VIRGINIA MACDONALD**
Food styling by **ASHLEY DENTON** | Prop styling by **MORGAN MICHENER**

As Vancouver welcomes the world to its winter playground, we're celebrating the city's reputation as a vibrant hub of global cuisine. Three of the city's best young chefs share their favourite dishes (and wines to match) with us: Neil Taylor of Cibo has the city abuzz over his excellent modern Italian fare;

Warren Geraghty of West showcases B.C.'s exceptional local ingredients; while at Maenam, Angus An offers the very best in authentic Thai cuisine. These easy recipes from the pros, focused on fresh, delicious ingredients, bring a taste of Vancouver's worldly flavours to your table.

West's Potato Gnocchi with Duck Confit

Tender hand-rolled gnocchi are the stars of this rich winter appetizer.

Tablecloth, Williams-Sonoma; **plate, napkin, flatware, wineglass**, Crate & Barrel; **pitcher**, Cynthia Findlay Antiques.



PERFECT PAIRING

A medium-bodied Chianti, such as Frescobaldi Chianti Nipozzano.



**West's Braised Lamb with
Boulangère Potatoes and
Radicchio**

Slow-roasting lamb ovetop of a luscious potato casserole is Chef Geraghty's twist on one-pot cooking. **Tablecloth**, Williams-Sonoma; **napkin**, flatware, **wineglasses**, red **side plate**, Crate & Barrel; white **plates**, Angus & Company; **chair**, HorseFeathersHome.



PERFECT PAIRING

The full-bodied Perrin & Fils Les Sinards Châteauneuf-du-Pape.



WEST

2881 Granville St., Vancouver
(604) 738-8938 | westrestaurant.com

Local ingredients are a passion for chef **Warren Geraghty**, and the reason he came to Vancouver (from England, with stints in France and Marrakesh). "It is entirely about working with trusted purveyors, using the ingredient at its natural peak with thoughtful preparation."



Brick-red walls and modern classic leather chairs keep the elegant space warm and relaxed.



Cibo's Buffalo Mozzarella and Mushroom Bruschetta

Chef Taylor's warm sautéed mushrooms spooned over creamy mozzarella make this an unforgettable first course. **Table**, West Elm; **Ceramik B plates**, Made; **flatware, napkins**, Crate & Barrel; **all wineglasses**, Ikea; **vase**, AT Design; **salt and pepper shakers**, Cynthia Findlay Antiques.

PERFECT PAIRING
Prosecco, or a light red wine such as Pinot Noir.

Cibo's interior design is a perfect match to its cuisine: a sophisticated, modern space with classic architectural touches like exposed beams, painted brick and a white marble-framed fireplace.



CIBO TRATTORIA

900 Seymour St., Vancouver
(604) 602-9570 | cibotrattoria.com

Chef **Neil Taylor** may be a Brit but he trained at River Café, one of London's finest Italian restaurants. Now he's bringing the inspired combination of local ingredients and Italian technique to Vancouver.



The great taste you love with 25% less sodium.
Almost everyone's happy about it.



suggested serving



Knorr® Sidekicks® side dishes now have flavours with 25% less sodium and the delicious taste your family has always loved.

Every meal is an opportunity™



I always focus on fresh, seasonal produce, locally caught fish, free-range and organic meats, and incorporate them into every dish

— NEIL TAYLOR OF CIBO



Cibo's Pear and Almond Tart

Chef Taylor uses an unconventional (but very easy) pastry technique to create an impossibly buttery, crisp crust for this superb dessert. **Marble** surface, **Ciot**; **Ceramik B plates**, **Made**; **napkins**, **Crate & Barrel**; **cups, saucers**, **Cynthia Findlay Antiques**.



PERFECT PAIRING

A sweet dessert wine, such as Moscato D'Asti.

COOK

HOUSEANDHOME.COM

Get a collection of recipes from the world's top chefs and caterers. Click **FOOD**.

The very short story of the soup that **MADE ITSELF.**



The End.

With Club House Slow Cookers Seasoning Mixes you just add your own ingredients, turn on the slow cooker and walk away. When you return, a delicious, home-cooked meal will be waiting for you. And they're only \$3 per serving.* True story.

NO TRANS FAT. NO ARTIFICIAL FLAVOURS OR COLOURS.



Bring Flavour Home.



For delicious slow cooker recipes visit clubhouse.ca

FOOD

Maenam's 3-Flavour Fish

Chef An's tribute to Royal Thai cuisine features a mouthwatering salty, sour and spicy sauce over succulent black cod.

Cork surface, Torlys; Alessi **glass**, AT Design Group; **plate**, Ikea; **black dish**, Made; **flatware**, Crate & Barrel.



PERFECT PAIRS

A dry German white wine, such as Riesling Kabinett.

Maenam's Crispy Fried Oysters with Nahm Jim Sauce

Crispy oysters and a perfectly balanced dipping sauce make this nothing short of addictive.

Cork surface, Torlys; **glass**, AT Design Group; **plate**, Ikea; **flatware**, Crate & Barrel.

PERFECT PAIRS

A dry sparkling wine, particularly Riesling.



MAENAM

1938 West 4th Avenue, Vancouver
(604) 730-5579 | maenam.ca

Chef **Angus An** trained all over the world before landing in London at Nahm, the world's only Michelin-starred Thai restaurant. Inspired by the traditions and flavours of authentic Royal Thai cuisine, he returned home to Vancouver to open Maenam, a busy hot spot serving outstanding Thai dishes.



Organic textures like cork and bamboo warm up Maenam's sleek, modern design.

SEE SOURCE GUIDE

www.panasonic.ca

Gourmet chic



All great kitchens have something in common.

A balance between form and function. Between what looks good and what works harder. Which is why Panasonic Genius® is Canada's best-selling brand of stainless steel microwave. The Genius microwave oven is a culinary powerhouse, offering a host of features to enhance your cooking repertoire. But equally impressive is the visual statement it makes. Clean lines drawn in fingerprint-proof stainless steel, accented with a blue LED display. Panasonic Genius. Gourmet chic for the heart of your home.

Panasonic
ideas for life

Ultimate comfort for range of motion

High tech fabric designed
for your ultimate comfort
and active lifestyle.

platinum
SPORTEK®



My key to balance...

YOGA • RUN • GYM • CORE

Only at

Zellers





West's Potato Gnocchi with Duck Confit

SERVES 4 AS AN APPETIZER

Chef Geraghty makes a black olive oil to add a salty hit to this dish, but you can substitute sliced olives for a similar flavour. He uses fresh B.C. chanterelles when they're in season; any seasonal wild mushroom will work nicely too. Duck confit is available at butchers and specialty food shops.

- 1 large russet potato (about 10 oz.)
- 1 cup grated Parmesan cheese
- ½ cup all-purpose flour
- ¼ tsp table salt
- 1 egg
- Black pepper
- Freshly grated nutmeg
- 8 oz. duck confit (1-2 legs)

- 2 tbsp olive oil
- 1 cup sliced wild mushrooms
- Parsley sprigs
- Sliced Kalamata olives (optional)
- Freshly shaved black truffle (optional)

1. To make gnocchi, preheat oven to 450°F. Poke potato all over with a fork, then bake until tender, about 1 hour. When it's cool enough to handle but still very warm, scrape all flesh away from the peel and mash it. Transfer mash to a fine-mesh sieve and press it through sieve into a bowl. Stir in Parmesan, flour, salt and egg. Season with pepper and nutmeg.
2. Divide potato mixture into three. Dust each portion lightly with flour and roll into a long cylinder about ¾" diameter. Cut each

cylinder into ½" pieces, then push each piece gently against the back of a fork and roll off with your thumb to create grooves.

3. Prepare a large bowl of ice water, and bring a large pot of salted water to a boil. In batches, add gnocchi to boiling water. When they rise to the top, cook one more minute, then remove with a slotted spoon and plunge into ice water. Once fully cooled, drain and reserve gnocchi.

4. Pull duck confit from the bone and separate into small pieces. Heat olive oil in a large non-stick frying pan over medium-high heat. Add gnocchi and cook, tossing gently, until golden. Add mushrooms and cook another 2 minutes. Add duck confit and cook another 2 minutes or until warmed through. Divide among 4 warmed bowls. Garnish with parsley sprigs, olives and truffle. CONTINUED



ONE BAR TAKES CARE OF ABOUT
88 LOADS* BEFORE YOU NEED
TO REPLACE IT.

89 IF YOU COUNT THE LOAD OFF YOUR MIND.

*Depends on frequency of use and dryer settings.


Eukanuba[®]

Make A Good Dog Great[™]

“PROTECTING BLITZ ISN’T
A LUXURY. IT’S A DUTY.
THAT’S WHY WE FEED
HIM EUKANUBA.”

J. Azevedo

Award-winning police K9 team,
Officer John Azevedo and Blitz



**DID YOU KNOW ALMOST 70%
OF A DOG’S IMMUNE SYSTEM IS
FOUND IN THE DIGESTIVE TRACT?**

That’s why Officer Azevedo trusts Eukanuba[®] for innovations like prebiotics. Clinically proven to stimulate the growth of good bacteria in a dog’s digestive tract, the prebiotics in Eukanuba promote your dog’s strong defenses in 28 days.

*Visit www.Eukanuba.com for more information.

©2009 P&G



West's Braised Lamb with Boulangère Potatoes and Radicchio

SERVES 4

Lamb shoulder is an affordable cut that's still very flavourful. Chef Geraghty serves this with homemade mint sauce as well.

- 4 *tblsp olive oil*
- 2 *medium onions, very thinly sliced*
- 2 *cloves garlic, thinly sliced*
- 1 *tsp finely chopped fresh rosemary*
- 1 *tsp finely chopped fresh thyme*
- 1 *small (2-3 lb.) boneless lamb shoulder roast, tied*
- Salt and pepper*
- 2 *tblsp unsalted butter, melted*
- 3 *large russet potatoes*
- 1 *cup chicken stock*
- 1 *head radicchio, quartered*
- Olive oil (for brushing)*
- 3 *tblsp olive oil*
- 2 *tblsp honey*

- 1 *tblsp white wine vinegar*
- Juice of 1 orange*
- Salt and pepper*

1. Heat 2 tblsp olive oil in a medium frying pan over medium-high heat. Add onions and sauté until softened and just golden, about 8 minutes. Add garlic and cook another 2 minutes, then add rosemary and thyme and sauté another 1 minute. Remove from pan and reserve.
2. Wipe out pan and heat another 2 tblsp olive oil over medium-high heat. Season lamb with salt and pepper and sear about 4 minutes per side or until deeply golden all over. Reserve.
3. Preheat oven to 300°F. Use some of melted butter to grease an 8" x 8" casserole dish. Peel potatoes and slice very thinly, about 1/4". Layer in about one-fifth of sliced potatoes. Season with salt and pepper and top with a layer of about one third of onion mixture. Repeat, ending with a layer of potatoes, and seasoning with salt and pepper at each layer. Add chicken stock (it should come about halfway up sides of the pan) and brush top with remaining butter. Place casserole on a baking sheet and place a rack directly over dish. Place lamb on top of rack. Bake about 2 hours or until lamb is tender and potatoes are beginning to brown.
4. Remove lamb and let rest, covered, 20 minutes. Meanwhile, increase oven temperature to 400°F and continue to

- cook potatoes another 15 minutes or until golden on top.
5. Heat a grill pan over medium-high heat. Brush radicchio quarters with olive oil and grill until lightly charred, about 2 minutes per side. Meanwhile, whisk together 3 tblsp olive oil, honey, white wine vinegar, orange juice and salt and pepper in a large bowl. Add grilled radicchio and cover with plastic wrap for 15 minutes.
 6. Slice lamb and serve with potatoes and warm radicchio alongside. Serve with mint sauce if desired.

Cibo's Buffalo Mozzarella and Mushroom Bruschetta

SERVES 4

Chef Taylor uses a mixture of wild B.C. mushrooms, but you can use any mushrooms you like.

- 10 *oz. mushrooms*
- 1/4 *cup unsalted butter*
- 1 *clove garlic, finely chopped*
- 2 *tsp chopped fresh thyme*
- Salt and pepper*
- 1/4 *cup chopped flat-leaf parsley*
- 1/2 *tsp lemon juice*
- 4 *1"-thick slices sourdough bread*
- 1 *whole clove garlic, peeled*
- Extra virgin olive oil*
- 1 *250-g ball buffalo mozzarella, sliced into 8 pieces*
- Aged balsamic vinegar, preferably aged 12 years or more*
- Small wedge Pecorino cheese*

CONTINUED



PERFECT FOR THE PERSON WHO ALWAYS REMEMBERS THE DRYER SHEET. AFTER THE LAUNDRY'S DONE.

And, it's easy to install. Just stick it and forget it for about 4 months.*

*Depends on frequency of use and dryer settings.

EMPIRE

KITCHEN & BATH



Empire Kitchen and Bath is an award winning supplier of premium kitchen and baths with innovative designs that include traditional, transitional and contemporary styles. Please visit our elegant showroom to see our complete selection of brand name products for your new home or renovation which includes:

- KITCHEN CABINETS
- BATHROOM CABINETS
- CUSTOM MILLWORK
- CUSTOM CLOSETS
- APPLIANCES
- TILE & STONE
- PLUMBING FIXTURE
- LIGHTING & HARDWARE

CALGARY 4107 ELEVENTH STREET SE. T.403.252.2458

WWW.EMPIREKITCHENANDBATH.COM



1. Dice mushrooms into 1/4" pieces. Heat butter in a large pan over medium heat. Add chopped garlic and sauté 1–2 minutes or until just golden. Add thyme and sauté another 20 seconds, then add mushrooms and increase heat to high. Once mushrooms are lightly golden, season with salt and pepper, reduce heat to medium and cook until softened, about 3 minutes. Stir in parsley and lemon juice. Keep warm.

2. Grill or toast bread on both sides. While still hot, rub one side with whole garlic clove and divide among 4 plates. Drizzle with some olive oil, top each one with 2 pieces mozzarella and some warm mushrooms and their juices. Drizzle with a small amount of balsamic vinegar and shavings of Pecorino.

Cibo's Pear and Almond Tart

Pastry

- 1 1/3 cups all-purpose flour
- 1/2 cup cold unsalted butter, cubed
- 1/2 cup icing sugar
- Pinch table salt
- 1 egg

Filling

- 1/2 cup plus 2 tbsp unsalted butter (5 oz.), at room temperature
- 3/4 cup granulated sugar
- 2 cups ground almonds
- 1/4 tsp table salt
- 1 egg
- 1 egg yolk
- 2 Bartlett or Anjou pears, peeled, cored and sliced into 12 wedges each

1. To make pastry, combine flour, butter, icing sugar and salt in a food processor. Pulse until

the mixture looks like fine breadcrumbs. Add egg and pulse until pastry just starts to form small clumps. Turn out onto a lightly floured surface, shape gently into a wide log, wrap in plastic and chill for 1 hour.

2. Cream butter and sugar with electric mixer until fluffy. Beat in ground almonds and salt. Add egg and yolk and mix well.

3. Preheat oven to 350°F. Grate chilled pastry through large holes of a box grater into a 9" removable-base fluted tart pan. Starting at edges, press pastry into pan, creating a crust. Place pan on a baking sheet and bake 15 minutes or until golden. Remove from oven and spread almond mixture in crust. Arrange pears in a circle, then press them down into the filling. Bake another 12 minutes, then reduce temperature to 300°F and bake another 40 minutes or until golden brown all over. Let cool to room temperature before slicing.

CONTINUED



IT ADDS FRESHNESS. IT'S AUTOMATIC.

IT'S ONE THING YOU CAN KEEP IN YOUR DRYER FOR ABOUT 4 MONTHS* WITHOUT IT BECOMING WRINKLED OR DIZZY.

Just stick the Bounce Dryer Bar inside your dryer and enjoy automatic freshness.

Depends on frequency of use and dryer settings.

NEW ONLINE SHOW

ONLY AT
HOUSEANDHOME.COM/TV



Lynda Reeves



Suzanne Dimma

NEW EPISODES WEEKLY

- Home Tours
- Easy DIY
- Decorating Advice

exclusively at

houseandhome.com/tv



DIY
Michael Penney

Sponsored by:



RECIPES

AS SHOWN ON PAGES 74 TO 80

Maenam's Crispy Fried Oysters with Nahm Jim Sauce

SERVES 2-4

- 1 clove garlic, chopped
- 1-2 small hot chilies, sliced
- 1 tbsp chopped coriander roots or stems
- 1 tsp chopped galangal or ginger
- Pinch salt
- 4 tbsp lime juice
- 2 tbsp fish sauce
- 2 tbsp sugar

Vegetable oil for deep frying

- ½ cup all-purpose flour
- ½ cup cornstarch
- 1½ tsp baking powder
- ¼ tsp table salt
- ¾ cup cold soda water
- 1 egg
- 12 oysters, shucked

- To make sauce, combine garlic, chilies, coriander, galangal and salt in a mortar and pestle and pound into a coarse paste. Stir in lime juice, fish sauce and sugar.
- Add enough oil to a large deep pot to come up to 1½" deep, but at least 4" below the top of the pot. Heat the oil to 375°F (use a frying thermometer for accuracy). For best results, use a countertop deep fryer.
- To make batter, whisk flour, cornstarch, baking powder and salt together. Whisk in soda water and egg. Pat oysters dry with paper towels then dip into batter. Deep fry about 1-2 minutes or until golden and crispy. Drain on paper towels and serve immediately with Nahm Jim sauce.

Maenam's 3-Flavour Fish

SERVES 4

Tamarind is a tangy fruit pulp available at Asian grocery stores.

- 1 8-oz. packet tamarind pulp, torn into large pieces
- 2 cups water
- ½ cup peeled garlic cloves
- 3 tbsp chopped coriander root or stems
- 3 tbsp chopped ginger
- Pinch salt
- ½ cup coarsely chopped seeded hot chilies
- 2 tbsp vegetable oil
- ½ cup maple syrup or honey
- ½ cup water
- 2 tbsp fish sauce
- 2 tbsp vegetable oil

- 4 6-oz. black cod fillets
- Thai basil
- Sliced fresh chilies (optional)
- Fried shallots (optional)

- Combine tamarind pulp and 2 cups water in a small pot and bring to a boil. Simmer 3 to 5 minutes or until pulp is completely softened. Pass through a strainer, pressing pulp to extract as much liquid as possible. Reserve water and discard pulp.
- Combine garlic, coriander root, ginger and salt in a mortar and pestle or food processor and pound or pulse into a coarse paste. Add chilies and pound until chilies are bruised.
- Heat 2 tbsp oil in a small pot or wok over medium-high heat. Add paste and fry until garlic is golden, about 4 minutes, scraping the bottom of the pan so nothing sticks. Add maple syrup or honey and water and bring to a simmer. Simmer until thickened, about 3 minutes. Remove from heat and stir in ½ cup tamarind water and fish sauce. Keep warm.
- Heat 2 tbsp vegetable oil in a large non-stick frying pan over medium-high heat. Add fish, flesh-side down, and cook 4 to 5 minutes or until golden. Flip over and cook another 3 to 5 minutes or until fish is just cooked. Divide among 4 plates and top with warm sauce. Garnish with Thai basil, fried shallots and extra sliced chilies if desired. **H&H**



NEW!

Get decorating ideas from our online TV show

Become a Member!

Get exclusive show previews every week with our new online TV e-newsletter. Register today: houseandhome.com/enewsletter

H&H HOUSEANDHOME.COM

Look for this flag in the magazine to find online videos, galleries, recipes and more.



Win fabulous prizes with our contests.

Read daily blogs from your favourite design editors.

Learn to cook like a chef and decorate like a pro.

Love a house in this issue? See more photos online!

Find the source with our Shopping Guide.

New online

- Tour spectacular homes, see DIY projects, watch food demos and get great decorating ideas. Click **Online TV**.
- See inspiring photos and get decorating tips in our new Bathroom Design Guide. Click **Design**.
- Browse dramatic makeover photos. Click **Design**, then **Galleries**.
- Get recipes from the best chefs and caterers. Click **Food**.
- Win fabulous prizes! Click **Contests**.

HOUSEANDHOME.COM

Find your style, get the source, learn from the experts

house to shoot, I approached John. In those days, all the great decorators saved their work for *City & Country Home*. “Of course,” he said. He introduced me to two of his great clients and their Forest Hill house in Toronto started the ball rolling. I was so grateful.

In the years that followed, many of John’s best rooms came our way. Like the bedroom of the Junior League Showhouse of 1988. We were shooting the rooms for an upcoming issue and we asked the designers to pose. When I saw the photo of John reclining in the bed with Mark Dodge, I gasped. This photo would be controversial. John loved to be naughty.

He was taught by the great Albert Hadley and Billy Baldwin, and his work held the same cosmopolitan elegance. It’s the New York school of sophisticated design, which was at its height when John was at his. He believed that style couldn’t be learned. You were born with the raw material. People either had it or they didn’t.

One day in 1992, John called to say he had sold his landmark Victorian and moved to a “terrible little place with nothing going for it.” He was doing it up — did we want to shoot it? Of course we did. The surprise was a light and airy city space in creamy tones with loads of glass. John had turned the page. Almost all his contemporaries had retired but he was stronger than ever.

His longtime friend and collaborator, Nancy Nevile-Smith, expressed what many designers believed to be true: that John had the keenest and most sensitive eye for colour that any of us have ever seen. Said dear friend Scott DeWare, “John was urbane and elegant; he believed the ultimate luxury was comfort. He was infallible in matters of scale and creating environments that welcomed all.”

The ’80s was a wonderful decade for style in Toronto. Yorkville was filled with the best designers and their studios. They all inspired me, but none more than the great John Schofield Manuel. **H&H**

SEE

HOUSEANDHOME.COM

Watch our decorating show to get style tips from Lynda Reeves. Click **ONLINE TV**.

MAKING HISTORY

CONTINUED FROM PAGE 59

for entertaining alfresco. Alan and friends can often be found dining or lounging on the lower veranda or playing bridge on the upper one, a perch that offers pretty river views. Glossy white-painted floors here carry the lightness of the interior outside, and billowing white curtains — actually inexpensive painter’s dropcloths — offer shade and privacy.

Inside the house, Alan created

“Although in many ways the project was a sensitive restoration of the house’s original character, the end result produced a home thoroughly modern in both style and function”

charming vignettes and seating areas, putting into play his unique collections of furniture and artwork to create delightful layerings of old and new, and traditional and modern — and with more than a few unexpected pieces offering hits of whimsy. With the pale, neutral walls as a quiet backdrop, Alan mixes bold pieces in the living room: a vintage zebra rug, pieces from his extensive collection of blue and white china (Chinese export from the late 18th and early 19th centuries), African art and sculpture, and architectural sketches (by former Ontario College of Art teacher Earl Wilson). The adjoining dining room

holds the one departure from the pale paint rule. A bold, deep charcoal paint coats one wall to act as a dramatic frame for a large abstract painting that Alan bought years ago from a friend. The Parsons-style table and chairs are a simple foil for the curvaceous bergere chair nearby.

The new kitchen was designed with simple Shaker-style cabinets, which Alan ordered from a building-supply store to save on costs. Bold accents like the striking modern Zettel’z light fixture by Ingo Maurer over the island, woven grass bar stools, towering African kudu horns on a pedestal, and panels made with elegant antique wallpaper provide interest in the sparsely decorated room.

Although in many ways the project was a sensitive restoration of the house’s original character, the end result produced a home thoroughly modern in both style and function. Pale wood floors, bright, open spaces and an arresting mix of contemporary and traditional pieces are all on-trend and make for a highly livable space. Yet the house’s architecture has once again been brought to the forefront, with its beauty intact, proving Swift’s old adage wrong — Alan has created a veritable silk purse. **H&H**

MODERN MIX

CONTINUED FROM PAGE 62

few must-haves from my husband: hits of stainless steel in the kitchen, dark wood floors and built-in bookshelves.

Because the renovation took four months to complete, I knew exactly what every room would look like by the time we moved in. I’m a big believer in reinventing old finds, reupholstering every few years and shifting furniture from room to room. I also like to shop, so I made sure my budget allowed for a few new key pieces like a dining room table, bedside tables and a mid-century-modern sideboard.

In the end, those four days at my parents’ house turned into six weeks, but even my husband admits that the renovation was well worth it. We now have a house that works for our growing family, without compromising style. **H&H**

YES

we sell appliances!

You already know Future Shop is the best place to get the latest and greatest in electronics. But did you know we also carry a huge selection of appliances with all the top brands and the newest features? Well, now you do.

Visit your nearest Future Shop store and talk with a Product Expert to find the ideal appliance solutions for your home.



FUTURE SHOP © MD

Shop with confidence.

- Get the lowest price, guaranteed
- Knowledgeable Product Experts
- Flexible financing options
- Instant savings and no mail-in rebates

Visit futureshop.ca/Whirlpool to view our full selection.



Source Guide



EDITOR'S PAGE

Page 10

Dimma switch, Ikea, call 1-866-866-IKEA or visit ikea.ca; paint colour, Beauti-Tone Opening Night

(6L1-8), Home Hardware/Home Building Centres, visit homehardware.ca for locations across Canada; visit sohopull.com, Summerhill Hardware, Toronto (416) 785-1225, 1-888-444-3292; fabrics, Designer Fabrics, visit designerfabrics.ca, and at Robert Allen (to the trade), visit robertallendesign.com, and at Victoria Hagan, visit victoriahagan.com, and at Kravet Canada (to the trade), visit kravetcanada.com; porcelain tiles, Mettro Source, visit mettro.ca.



STYLE FILES

Pages 17 to 22

Page 17: Gotta Have It:

Green pitcher, Jackson Falk, Toronto (647) 347-9112 or visit jacksonfalk.ca; bone dish, South

Hill Home, Toronto (416) 924-7224 or visit southhillhome.com; two matte white vases, Cynthia Findlay Antiques, Toronto (416) 260-9057 or visit cynthiafindlay.com; tall white vase, Hollace Cluny, Toronto (416) 968-7894 or visit hollacecluny.ca; mirror, Anthropologie, Edmonton (780) 487-6524, Toronto (416) 449-6666, (416) 964-9700 or visit anthropologie.com; wall colour, Calamine (230), mantel colour, Pavillion Gray (242), Farrow & Ball, Toronto (416) 920-0200, 1-877-363-1040 or visit farrow-ball.com for retailers across Canada.



MORE OR LESS

Page 24

Personalized Stationery:

\$8.30: Vera Wang Fine Papers Mandarin Orange correspondence

card, through William Arthur, visit williamarthur.com for retailers. **\$4.44:** Bordered pearl white monogrammed notes, through Crane & Co., call 1-800-268-2281 or visit crane.com for retailers across Canada. **\$1.40:** Pistachio monogram note cards, Indigo Books & Music and Chapters, call 1-800-832-7569 or visit chapters.indigo.ca, or through Pistachio, visit epistachio.com.

Mod Desk Chair: \$1,925: Eames management chair, Design Within Reach, Toronto (416) 977-4003

or visit dwr.com. **\$369:** Swivel desk chair, West Elm, call (416) 537-0110 or visit westelm.com.

\$30: Snille swivel desk chair, Ikea, call 1-866-866-IKEA or visit ikea.ca. **Striped Wallpaper: \$180:** Block Print Stripe (BP 754), Farrow & Ball, Toronto (416) 920-0200, 1-877-363-1040 or visit farrow-ball.com for retailers across Canada. **\$61:** Stripes and

Textures collection ST5691 wallpaper, Crown Wallpaper + Fabric, call 1-800-268-1300 for retailers across Canada. **\$35:** The Wallpaper Company Black and White Moire Stripe (WC1283400), special order at The Home Depot, call 1-800-628-0525 or visit homedepot.ca for locations across Canada.

Campaign Desk: \$5,670: Hickory Chair Ashworth Campaign desk, Elte, Toronto (416) 785-7885, 1-888-276-3583 or visit elte.com, and at Celadon Collection, Montreal (514) 789-1542 or visit celadoncollection.com. **\$1,299:** Campaign desk, Crate & Barrel, call 1-800-967-6696 or visit crateandbarrel.ca. **\$590:** Shanghai desk, Pier 1 Imports, call 1-800-245-4595 or visit pier1.ca.



FINDS

Page 26

1. Pasha Stripe Velvet fabric, Joanne Fabrics (to the trade), visit joannefabrics.com.

2. Kavali candlesticks,

Crate & Barrel, call 1-800-967-6696 or visit crateandbarrel.ca. 3. L'Alhambra mosaic tile, Mettro Source, Toronto (416) 913-1722 or visit mettro.ca. 4. Bunny Williams for Beeline Home Regale armchair, Celadon Collection, Montreal (514) 789-1542 or visit celadoncollection.com. 5. Normann Copenhagen Mormor tableware, Mjölök, visit mjolk.ca or normann-copenhagen.com.



ROOMS THAT WORK

Page 30

Bill Blass Library wall lamp, Visual Comfort, visit visualcomfort.com; antique mushwani kilim, Elte, Toronto

(416) 785-7885 or visit elte.com; Cavallini & Co. wrapping paper, Write Impressions, visit write-impressions.ca, and at The Papery, Toronto (416) 968-0706 or (416) 962-3916 or visit thepaperytoronto.com, or visit cavallini.com; Iron Works Historic Bath, Kohler, call 1-800-4-KOHLER or visit kohler.ca for retailers across Canada; McGuire Antalya single bench (LO-312), Brougham Interiors, Vancouver (604) 980-1524 or visit broughaminteriors.com,

and at Eisenberg's Fine Furniture, Calgary (403) 233-7878, and at Plan B, Oakville, Ont. (905) 337-9494, and at Studio b, Toronto (416) 868-9600 or visit studiobhome.com; folding wood stool, Accents de Ville by Linea, call 1-800-663-2384 or adv-imports.com for retailers across Canada.



LIVING


Pages 32 to 38

Design, Christopher McCormack and Florin Scarlat, McCormack Architects, Toronto (416) 599-9800, and by Harvey

Wise Design, Toronto (416) 929-5858 or visit harveywisedesign.com; millwork fabrication, Space Furniture, Toronto (416) 955-4559 or visit spacefurniture.ca; structural engineer, Hamann Engineering, Toronto (416) 391-1676. **Page 32: Living room with fireplace:** Rug, Carpet Villa, visit carpetvilla.ca; large wooden piece (on mantel), The Door Store, Toronto (416) 863-1590 or visit thedorstore.ca; coffee table, Structube, visit structube.com for locations across Canada; red bowl, Hollace Cluny, Toronto (416) 968-7894, 1-888-968-7660 or visit hollacecluny.ca; large photograph, *Love, Beer, Shinjuku Tokyo 5/13* by Kenneth Herdy, medium photograph, *Cuba #59 (1)* by Elaine Ling, Art Interiors, Toronto (416) 488-3157 or visit artinteriors.ca; wall colour, White Down (OC-131) from the Off White Colours collection, Benjamin Moore, as above. **Portrait:** Cream deep bowl (on dining table), The Door Store, as above; bowl (on island), Hollace Cluny, as above; modified white metal lampshade (over island), Ikea, call 1-866-866-IKEA or visit ikea.ca for locations. **Page 34: Kitchen:** Large white pitcher (over sink), The Door Store, as above; counters, N & G Soapstone Countertops, Stouffville, Ont. (905) 640-6213, 1-866-421-4425 or visit soapstoneontario.com; slate floor tiles, Stone Tile International, Toronto (416) 515-9000; in-floor radiant heating, SBN Mechanical, Toronto (416) 497-5555 or visit sbnmechanical.com; Wolf stove, Tasco Distributors, visit tasco.net; Grohe faucet, call Taps Bath Centre, 1-800-263-2976 or visit tapsbath.com; red Le Creuset pot (on stove), toaster, Williams-Sonoma, visit williams-sonoma.ca for locations; soap, soap dish, Ginger's, Toronto (416) 787-1787, 1-888-444-3292 or visit gingersbath.com. **Fridge and desk:** Redwood, Urban Tree Salvage, Toronto (647) 438-7516 or visit urbantreesalvage.com; Eames chair, eBay, visit ebay.ca; plant, white plant pot, Ikea, as above; fridge, Caplan's, Toronto (416) 767-1655 *CONTINUED*

ADVERTISEMENT

A REVOLUTION IS AT OUR FEET!



Install a radiant floor heating system and tiles in one room, in a single day.

Installing a radiant floor heating system used to require adding a few extra days to your overall project time. The process often took three to four days of labour, including doubling up the plywood to support a tile floor covering, installing the floor heating system, glazing over the cables, waiting the appropriate drying time, and finally, laying the tiles.

FLEXTHERM is able to substantially reduce this process with its new FLEXSnap™ installation system. It's easy to install and will allow for a much faster delivery of your completed project.

One of the benefits of FLEXSnap is that the plastic mesh replaces the second layer of plywood usually needed to increase the floor's rigidity and stability. FLEXSnap has been tested by the TCNA and is rated "Extra Heavy."

Once the plastic mesh has been laid and covers the entire floor, the Green Cable™ Surface can be installed while standing, using the FLEXGlide™ installation tool. It is the perfect complement to

FLEXTHERM's heating cable and makes installation a breeze.

When the cable is installed, it's time to lay the tiles. This is when you will benefit from the biggest time savings. Using the flat side of a trowel, a polymer-modified dry-set mortar can be glazed directly over the installation. The cement adhesive can then be applied and the tiles can be laid on that same spot, right away. There is no need to wait for the glazing to dry before laying the tiles. All that's left to do is the grout, once the floor has dried sufficiently that it can be walked on.

FLEXSnap also offers many more benefits. The mesh protects the heating cable against impact damages that can occur during installation. This is a big advantage, as most damage to the cable occurs during installation. You will also enjoy a more even heat distribution on the floor surface thanks to the bigger thermal mass. And finally, the system reduces the overall height of the floor to achieve a more uniform transition with an adjoining hardwood floor.


Contact FLEXTHERM today to learn more about this revolutionary new installation system and view the complete line of electric radiant floor heating products.



Floor Warming and Heating Systems

www.flextherm.com

1-800-FLEXTHERM (353-9843)



Floor Warming and Heating Systems

Spread the warmth


FLEXTHERM products provide an unbelievable sensation of comfort and well-being.

FLEXTHERM's Green Cable Surface and Green Cable Mat offer superior quality, backed by a 25 year limited warranty.

Benefit from energy savings of up to 28%.

Enjoy a healthy environment, free of EMFs*

* When installed according to the installation manual, the levels of EMF emissions detected are considered to be not significant (between 0.25mG - 0.5mG).



- ① Wood structure
- ② Concrete structure
- ③ FLEXTHERM floor warming and heating system

- ④ Cement adhesive or self-leveling cement
- ⑤ Adhesive
- ⑥ Floor covering

Think of incorporating a FLEXTHERM floor warming and heating system in your next project.

1 800 FLEXTHERM (353-9843)

www.flextherm.com

Visit our Web site today for your chance to win a trip for two to the Dominican Republic!



Using a sensitivity toothpaste?
You may not be getting all the other benefits you want.



With Crest Pro-Health, you get it all.

If you're using a sensitivity toothpaste, you're not getting the protection against tartar, plaque and gingivitis you want. Crest Pro-Health® is the only toothpaste that protects against sensitivity plus all these areas dentists check most.



Healthy-Looking, Beautiful Smiles for Life.

*Reduces gingivitis, plaque, and tartar; prevents cavities; builds increasing protection against painful sensitivity.

CAVITIES | GINGIVITIS | PLAQUE | SENSITIVITY | TARTAR | WHITENING | FRESHENS BREATH

Source Guide

or visit caplans.ca. **Bar:** Glasses, napkins, pitcher, shaker, Angus & Company, Toronto (416) 537-4104 or visit angusandcompany.com; millwork design, McCormack Architects, as above; back-painted glass colour, Ashwood (OC-47) from the Off White Colours collection, Benjamin Moore, call 1-800-361-5898 or visit benjaminmoore.ca for retailers across Canada. **Page 36: Back exterior:** Ground-floor windows, doors, Pella, visit pella.com for dealers across Canada; second-floor windows, Ross Windows & Doors, visit rosswindowsanddoors.com for dealers; white lounge chairs, St. Lawrence Sunday Antique Market, Toronto (416) 350-8865 or visit sundayantiquemarket.com for information. **Dining table with shelf:** Art, *Peony magenta-09* by Madeleine Lamont, Art Interiors, as above; in-floor radiant heating, SBN Mechanical, as above; Oly pendant light (over table), South Hill Home, Toronto (416) 924-7224 or visit southhillhome.com; shallow white bowl, Hollace Cluny, as above. **Living room overall:** Wood side table (between chairs), Urban Tree Salvage, as above; rug, Carpet Villa, as above; stone Buddhas, St. Lawrence Sunday Antique Market, as above; throw pillows, red bowl, Hollace Cluny, as above; throw, Angus & Company, as above; coffee table, Structure, as above. **Page 38: Principal bedroom:** Bedding, Lucca, Toronto (416) 485-4999; light fixture, black lamps, sheepskin rug, Ikea, as above; wall colour, Arrowroot (29-82), Pratt & Lambert, call 1-877-772-8898 or visit prattandlambert.com for retailers across Canada; bench upholstery, Rudy's Custom Upholstery, Toronto (416) 282-0437. **Bathroom:** Sinks, faucets, Taps Bath Centre, as above; flamed granite floor tiles, Olympia Tile & Stone, call 1-800-268-1613 or visit olympiatile.com for locations across Canada; basket, Angus & Company,

as above; towels, drinking glass, soap, toiletries, Ginger's, as above; plant pot, orchid, Ikea, as above.



FOCUS

Pages 46 and 48

Page 46: 1. Samuel Heath knob, Palladio Decorative Hardware, visit agences-ahc.com.

2. Knob latchset (412), Omnia,

visit omniaindustries.com. **3.** Turnstyle Designs Madrid knob, The Art of Hardware, visit artofhardware.com. **4.** Tracy Glover Prospect Hill knob, Hollace Cluny, visit hollacecluny.ca, and through Tracy Glover Objects and Lighting, visit tracygloverstudio.com for ordering information. **5.** Crystal knob, The Door Store, visit thedorstore.ca. **6.** Vintage knob latchset (405), Omnia, as above. **7.** Cross knob (K235/E204), Rocky Mountain Hardware, visit rockymountainhardware.com for retailers across Canada. **Page 48: 8.** Weiser Lock Troy knob, Home Hardware, visit homehardware.ca for locations across Canada. **9.** Knob latchset (415), Omnia, as above. **10.** Weiser Lock Hancock knob, Home Hardware, visit homehardware.ca for locations across Canada. **11.** Insignia doorknob, Anthropologie, Edmonton (780) 487-6524, Toronto (416) 449-6666, (416) 964-9700 or visit anthropologie.com. **12.** Art Deco knob, Summerhill Hardware, Toronto (416) 785-1225, 1-888-444-3292. **13.** Karcher knob, The Art of Hardware, as above. **14.** Arts and Crafts knob, Summerhill Hardware, as above. **15.** Octagonal knob (5073), Baldwin, call 1-800-566-1986 or visit baldwinhardware.com for retailers. **16.** Hardware Renaissance Sunrise knob, Fenexco, call 1-888-566-4949 or visit fenexco.com.



MAKING HISTORY

Pages 54 to 59

Page 54: Wall colour throughout, Phantom (2256), Pratt & Lambert, call 1-877-772-8898 or visit prattandlambert.com for retailers across Canada; ceiling throughout, Cloud White (CC-40), from the Designer Classics collection, trim colour throughout, White Down (OC-131), from the Off White Colours collection, Benjamin Moore, call 1-800-361-5898 or visit benjaminmoore.ca for retailers across Canada. **Page 55: Portrait:** Rug, St. Lawrence Sunday Antique Market, Toronto (416) 350-8865 or visit sundayantiquemarket.com. **Exterior:** Front door colour, Black Beauty (2128-10) from the Colour Preview collection, shutter colour, Adams Gold (HC-18), porch colour, exterior trim colour, Lancaster Whitewash (HC-174), exterior wall colour, Blair Gold (HC-22) all from the Historical Colours collection, Benjamin Moore, as above; verandas, front porch construction, Clutterbuck Construction, Port Hope, Ont.(905) 373-8005 or visit clutterbuckconstruction.blogspot.com; drop cloths, Canadian Tire, visit canadiantire.com for locations across Canada. **Page 56:** Stools, Pier 1 Imports, call 1-800-245-4595 or visit pier1.ca; light fixture, Klaus by Nienkämper, Toronto (416) 362-3434 or visit klausn.com. **Page 57: Dining room:** Chairs, table, Elte, Toronto (416) 785-7885, 1-888-276-3583 or visit elte.com; vase, Michael Thomas, visit michaelthomasantiques.com. **CONTINUED**





NATIONAL HOME SHOW

PRESENTED BY RE/MAX®

FEB 19–28, 2010
DIRECT ENERGY CENTRE
EXHIBITION PLACE
NATIONALHOMESHOW.COM

Weekdays 11 am–9 pm
Saturdays 10 am–9 pm
Sundays 10 am–6 pm

TICKETS

Adults \$15
Seniors (65+) \$11
Children (13–17) \$11
Children (12 and under) Free



SPECIAL APPEARANCE!

Don't miss **Ty Pennington**, host of *Extreme Makeover: Home Edition*, in his first and only Toronto appearance — check website for times.

BUY TICKETS
ONLINE AND
SAVE \$5*

NATIONAL
HOME
SHOW.COM

*ENTER PROMO CODE: HOUSE
ADULT TICKETS ONLY

How's that little project coming along?



Just a click away!

WE'VE GOT YOU COVERED!

House & Home and the National Home Show have created the **LITTLE PROJECTS GUIDE** — a unique, one-stop home inspiration online hub where you can connect with us!

- **LEARN** how to expertly solve decorating dilemmas
- **READ** our weekly style blogs including reports from the show
- **VIEW** our photo gallery of gorgeous rooms
- **ENTER** to win free tickets and prizes from the National Home Show

Visit us often! Content and contests updated regularly.

houseandhome.com/littleprojectsguide

Source Guide

com; feature wall colour, Kendall Charcoal (HC-166) from the Historical Colours collection, Benjamin Moore, as above. **Page 58: Bedroom sitting area:** Sofa, chair, Ikea, call 1-866-866-IKEA or visit ikea.ca for locations across Canada. **Foyer:** Rug, St. Lawrence Sunday Antique Market, as above.



MODERN MIX

Pages 60 to 65

Wall painting, Brian Hanes, Toronto (416) 892-5483. **Page 60: Living room with fireplace:** Tile, Ciot, visit ciot.com; carpet, West Elm, Toronto (416) 537-0110 or visit westelm.com for ordering information; coffee table, Roots Home, visit canada.roots.com; mirror, InVu Drapery, call 1-866-572-2472 or visit invudraperyco.com; credenza, Ikea, call 1-866-866-IKEA or visit ikea.ca for locations across Canada; Indian Ocean art, Savannah College of Art and Design, visit shopscadonline.com; flowers, Posies, Toronto (416) 588-9061 or visit posiesflowers.com. **Page 61: Living room sofa:** Lamps, Decorum Decorative Finds, Toronto (416) 966-6829. **Staircase:** Wallpaper, Pro Glo Paints, Toronto (416) 256-2600 or visit torontopaintstore.com; sisal runner, Elte, Toronto (416) 785-7885, 1-888-276-3583 or visit elte.com; floor tile, Ciot, as above; bench, Hardware, Toronto (416) 462-3099 or visit hardwareinteriors.com; Martha Sturdy turquoise tray, Hollace Cluny, Toronto (416) 968-7894 or visit hollacecluny.ca. **Page 62: Kitchen:** Cabinetry, cabinet hardware,

rugs, Ikea, call 1-866-866-IKEA or visit ikea.ca for locations across Canada; stainless steel counters, shelves, Thomas Brooks Manufacturing, Port Perry, Ont. (905) 260-5840; faucet, The Home Depot, call 1-800-628-0525 or visit homedepot.ca for locations across Canada; light, Eurolite, Toronto (416) 203-1501 or visit eurolite.com. **Kitchen portrait:** Stools, Ikea, call 1-866-866-IKEA or visit ikea.ca for locations across Canada; built-in shelves, Franklin Design Carpentry, daniel@danielbowden.ca. **Page 63: Dining room:** Lamp, Decorum Decorative Finds, Toronto (416) 966-6829; tabletop, Hardware, Toronto (416) 462-3099 or visit hardwareinteriors.com; rug, Crate & Barrel, call 1-888-657-4108 or visit crateandbarrel.ca for ordering information; sconce, Sescolite, Toronto (416) 651-6570 or visit sescolite.com; wishbone chairs, Morba, Toronto (416) 364-5144 or visit morba.ca; black paint, Forge Black (P2143-41), Para Paints, call 1-800-461-7272 or visit para.com for retailers across Canada. **Child's room:** Moose hook, hamper, KolKid, Toronto (416) 681-0368 or visit kolkid.ca; pillow, Pottery Barn, visit potterybarn.ca; Oeuf crib, Moms to Be and More, visit momstobeandmore.com; carpet, Ikea, as above. **Purse shelves:** Shelves, Franklin Design Carpentry, as above. **Bamboo chair:** Chair, French Country, Toronto (416) 944-2204; Alanna Cavanagh print, Hollace Cluny, as above. **Bed:** Side tables, L'Atelier, Toronto (416) 966-0200; headboard fabric, Designer Fabrics, Toronto (416) 531-2810 or visit designerfabrics.ca; headboard construction, Princess Perfect Upholstery, Toronto (416) 465-0821 or visit princessperfect.ca; throw, Elte, as above; pillow, Koko, visit kokotrends.com. **Basement:** Baskets, Winners, call 1-877-946-6877 or visit winners.ca for locations across Canada; carpets, Ikea, as above. **Bathroom:** Sink, mirrored cabinet, towels, bath salt, silver tube, Ginger's, Toronto

(416) 787-1787, 1-888-444-3292 or visit gingersbath.com; mirror, Elte, as above; sconces, Sescolite, Toronto (416) 651-6570 or visit sescolite.com; vase, Hollace Cluny, Toronto (416) 968-7894 or visit hollacecluny.ca. **Vanity:** Table, Ikea, call 1-866-866-IKEA or visit ikea.ca for locations across Canada; Hable Construction chair fabric, Y&Co, Toronto (416) 968-7700, Montreal (514) 287-8998 or visit ycocarpet.com; Madeline Weinrib rug, Elte, Toronto (416) 785-7885 or visit elte.com; jars, bowls, Anthropologie, visit anthropologie.com. **Page 64: Family room:** Rug, Ikea, as above; chairs, Pottery Barn, as above; office wall colour, Hot Pink (100B-7), Behr, visit behr.com for retailers across Canada; Penguin book cover art by Alanna Cavanagh, Hollace Cluny, as above; table spraying, Benjamen Furniture Refinishing, Toronto (416) 745-2559. **Page 65: Get The Look:** Illustration, Nan Lawson, visit nanlawson.etsy.com for ordering information; Chiang Mai bergere chair, The Cross, Vancouver (604) 689-2900 or visit thecrossdesign.com; Barbara Hulanicki Ophelia wallpaper, Graham & Brown, visit grahamandbrown.com for retailers; opal lamp, Shine Home, visit shineeveryday.com; Panama Bari in Valeria Hojas, Designer Fabrics, Toronto (416) 531-2810 or visit designerfabrics.ca; Schumacher Imperial Trellis in Treillage/Ivory, Schumacher Arches Print in Bamboo, Billbrough & Co., Toronto (416) 960-1611, 1-800-563-5716 or visit billbroughs.com for locations across Canada; rug, Dash & Albert, call 1-800-658-5035 or visit dashandalbert.com; Karlstad cushion, Ikea, call 1-866-866-IKEA or visit ikea.ca for locations across Canada; Eames side chair, Design Within Reach, Toronto (416) 977-4003 or visit dwr.com; angled-leg dining table, West Elm, Toronto (416) 537-0110 or visit westelm.com; Keystone black hexagonal tile, Daltile of Canada, visit daltile.com for information.

CONTINUED



CANADIAN

HOUSE & HOME

DIGITAL

SUBSCRIBE NOW! Only \$24.95 per year!*

Already a subscriber?

ADD THE DIGITAL EDITION FOR JUST 50¢ PER ISSUE.


A COMBO SUBSCRIPTION gives you the full package: H&H magazine and the digital edition!



Why Go Digital?

- **MAGAZINE AT-A-GLANCE**
Click directly on articles from our thumbnail overview.
- **ELECTRONIC LIBRARY**
Easily access past issues from your House & Home digital edition archive.
- **INTERACTIVE SOURCE GUIDE** Direct links to retailers and companies.
- **SO CONVENIENT**
Great when you're travelling or if you live outside Canada.
- **KEYWORD SEARCH**

Q Wing-Style Sofa



*\$26.85 in NB, NS, NL

TO SUBSCRIBE OR TO GET A FREE PREVIEW GO TO:

houseandhome.com/godigital

Source Guide



THE SPA EFFECT

Pages 66 to 71

Page 66: Scandinavian Escape: Design, Git Gustavsson, Toronto, gitg@rogers.com; contracting, Grand Haven Construction, Toronto (416) 996-1370 or visit grandhaven.ca; tub, faucet, Roman bath centre, Toronto (416) 787-1219 or visit romanbathcentre.com; window, Nor-Am, visit blissnoram.com; floor tiles, Tiles Plus, tilesplus.com; soaps, sponges, gold candles, Ginger's Bath Centre, Toronto (416) 787-1787, 1-888-444-3292 or visit gingersbath.com. **Page 67: Shower:** Shower enclosure, Doors & More, visit doorsandmore.ca; showerhead, Kohler, call 1-800-4-KOHLER or visit kohler.ca for retailers across Canada; Saarinen table, Quasi Modo Modern Furniture, Toronto (416) 703-8300 or visit quasimodomodern.com; towel hooks, Ginger's Bath Centre, as above; scarf, Hermès, visit hermes.com. **Vanity:** Sink, console, soap dish, Ginger's Bath Centre, as above; taps, cabinets, Roman Bath Centre, as above; sconces, Restoration Hardware, visit restorationhardware.com; baskets, Pottery Barn, visit potterybarn.ca; pink vase, bowl, Cynthia Findlay Antiques, Toronto (416) 260-9057 or visit cynthiafindlay.com. **Page 68: Modern Oasis:** John Tong, 3rd Uncle Design, Toronto (416) 504-5890 or visit 3rduncle.com; contractor, Luso contracting, Toronto (416) 829-2761. **Vanity:** Wetstyle sink, faucet, Taps Bath Centre, Mississauga, Ont. (905) 569-1262, Toronto (416) 785-0224, 1-800-263-2976 or visit tapsbath.com; vanity, Commute-Home, Toronto

(416) 861-0521 or visit commutehome.com; door, Loewen, call 1-800-563-9367 or visit loewen.com for retailers across Canada. **Shower:** Tile, Stone Tile International, Toronto (416) 515-9000; penny tile, Deco-Tile, Toronto (416) 413-7985 or visit decotile.ca; showerhead, Taps Bath Centre, as above; wood block, Stylegarage, Toronto (416) 534-4343, 1-866-534-4343 or visit stylegarage.com; glass installation, Ace Glass & Mirror, (905) 569-6559.

Page 69: Throw, Crate & Barrel, visit crateandbarrel.ca. **Page 70: French Retreat:** Design, Jill Kantelberg, Toronto (416) 964-0192 or visit kantelbergantiques.com. **Vanity:** Rug, Kravet Canada (to the trade), call 1-800-535-3258 or visit kravetcanada.com for showrooms across Canada; sconce, Luminart, visit luminart.com; bowl, vase, Cynthia Findlay Antiques, as above. **Shower:** Marble, Marble Trend, Toronto (416) 783-9911 or visit marbleread.com; bath products, Ginger's Bath Centre, as above. **Page 71: Serene Sleek:** Design, Nancy Riesco, Riesco & Lapres Interior Design, Vancouver (604) 736-9440. **Vanity:** Sink, Catalano, visit catalano.it; Atrio faucet, Grohe, call 1-888-64-GROHE or visit grohecanada.com for retailers across Canada. **Wet room:** Tub, Acri-tec, visit acritec.com; tub faucet, Aquabross, visit aquabross.com.



STRAIGHT THINKING

Pages 72 and 73

Page 72: Bedroom: Bed, bolster pillows (on settee), curtains (as canopy), white sheets, candleholder (on table), Ikea, call 1-866-866-IKEA or visit ikea.ca;

settee, Biltmore, Toronto (416) 360-7632, Montreal (514) 288-7632 or visit biltmoredomicile.com; pillow fabric (on settee), flange fabric, sheet trim, Designer Fabrics, Toronto (416) 531-2810 or visit designerfabrics.ca; pillow sewing, Sabrina Linn, Toronto (416) 533-9595 or visit sabrinalinn.com; duvet, shams, throw (on settee), Lucca, Toronto (416) 485-4999; pedestal tables, LIV by Au Lit, Toronto (416) 481-2300 or visit livbyaulit.com; plant, pot, Florigens Design, Toronto (416) 935-0130 or visit florigensdesign.com; lamp, Elte, visit elte.com; pendant light, AM Studio Custom Lighting and Art Glass Studio, Toronto (416) 783-4100 or amstudio.ca. **Page 73: Top Stripes: 1.** Fabrics, Designer Fabrics, as above; ribbon, Mokuba, Toronto (416) 504-5358. **2.** Green stripes, Ikea, as above; turquoise stripes, Designer Fabrics, as above. **3.** Fabrics, Designer Fabrics, as above. **4.** Fabrics, Designer Fabrics, as above. **Yellow room:** Settee, AT Design Group, Toronto (416) 323-0323 or visit atdesignhome.com; stool, Belle Epoque, visit belleepoque.ca; runner, black and white striped pillows, Y&Co, visit ycocarpets.com; fabrics (other pillows), Designer Fabrics, as above; ribbon (sewn on pillows), Mokuba, as above; sewing (pillows, throw), Sabrina Linn, as above; yellow paint, Babouche (223), Farrow & Ball, call 1-877-363-1040 or visit farrow-ball.com for retailers across Canada; black side table, HomeSense, visit homesense.ca. **Blue room:** Wall colour, Blue Ground (210), wallpaper, Block Print Stripe (BP 748), Farrow & Ball, as above; console, Stacaro, visit stacaro.com for retailers across Canada; rug, chair, Elte, as above; lamp, AT Design Group, as above; pendant light, magnifying glass (on book), L'Atelier, Toronto (416) 966-0200; coral print, Angus & Company, visit angusandcompany.com; plant, planter, Florigens Design, as above; bone boxes, Hollace Cluny, visit hollacecluny.ca; side table, HomeSense, as above.

CONTINUED

The all-new 2010 Accord Crosstour.

free information

IS YOURS FOR THE ASKING!

Many of the advertisers in this issue of Canadian House & Home will be pleased to send you free information on their products and services. Please feel free to use the phone numbers and/or website addresses listed below to contact them directly or visit www.houseandhome.com to access links and more information.



Source Guide



BEST OF THE WEST

Pages 74 to 80

Page 74: West's Potato Gnocchi with Duck

Confit: Tablecloth, Williams-Sonoma, visit williams-sonoma.ca; red plate, napkin, flatware, wineglass, Crate & Barrel, visit crateandbarrel.ca; pitcher, Cynthia Findlay Antiques, Toronto (416) 260-9057 or visit cynthiafindlay.com. **Page 75:**

West's Braised Lamb with Boulangère Potatoes

and Radicchio: Tablecloth, Williams-Sonoma, as above; napkin, flatware, wineglasses, red side plate, Crate & Barrel, as above; pitcher, Cynthia Findlay Antiques, as above; white plates, Angus & Company, Toronto (416) 537-4104 or visit angusandcompany.com; leather chair, HorseFeathers Home, Toronto (416) 486-4555 or visit horsefeathershome.com. **Page 78: Cibo's**

Buffalo Mozzarella and Mushroom Bruschetta:

Table, West Elm, visit westelm.com; Ceramik B plates, Made Design, visit madedesign.ca; wineglasses, Ikea, visit ikea.ca; vase, AT Design Group, visit atdesignhome.com; salt and pepper shakers, Cynthia Findlay Antiques, as above; flatware, napkins, Crate & Barrel, as above. **Page 80:**

Cibo's Pear and Almond Tart: Marble surface, Ciot Marble & Granite, visit ciot.com; Ceramik B plates, Made, as above; napkins, Crate & Barrel, as above; cups, saucers, Cynthia Findlay Antiques, as above.

Page 82: Maenam's 3-Flavour Fish: Cork surface, Torlys, visit torlys.com for retailers across Canada; Alessi glass, AT Design Group, as above; plate, Ikea, as above; flatware, Crate & Barrel as above; black dish, Made, as above. **Maenam's Crispy Fried Oysters with Nahm Jim Sauce:** Cork surface, Torlys, as above; Alessi glass, AT Design Group, as above; plate, Ikea, as above; flatware, Crate & Barrel, as above.



TRENDWATCH

Page 104

Clothing, Miu Miu, visit miumiu.com; chandelier, Amarynth, visit amarynth.com; playing cards,

Prospero Art, prosperoart.com; chair, through Artistic Frame, visit artisticframe.com; glasses, Urban Outfitters, visit urbanoutfitters.com; shoes, Holt Renfrew, visit holtrenfrew.com; pillow cover, Nuka on Etsy, visit nuka.etsy.com; cache pot, johnderian.com for retailers across Canada; book, Indigo Books & Music and Chapters, chapters.indigo.ca. **H&H**

PARTICIPATING ADVERTISERS

- Adera Natural Stone Supply 604-436-0204 or 1-877-526-6900 or aderastone.com
- AM Studio 416-783-4100 or amstudio.ca
- Art Of Hardware 403-244-4960 or artofhardware.com
- Art Shoppe 416-487-3211 or theartshoppe.com
- Artefacts Salvage & Design 519-664-3760 or artefacts.ca
- Cabinet 416-923-9234
- Chair Source 1-888-275-5577 or chairsource.ca
- Ciot Habitat 416-785-8080 or ciot.com
- Cottswood Interiors 780-453-3447 or 1-866-939-9039 or cottswood.com
- Decorium 416-736-6120 or decorium.com
- Delta 1-800-345-DELTA (3358) or deltafaucet.com
- Emirates Airline emirates.com/ca
- Ethan Allen 1-888-EAHELP1 or ethanallen.com
- FLEXTHERM www.flextherm.com or 1-800-FLEXTHERM (353-9843)
- Flying Fish 250-754-2104 or flyingfishnainaimo.com or info@flyingfishnainaimo.com
- Free Texas State Travel Guide 1-800-8888-TEX ext. 5432 or TravelTex.com
- Future Shop 1-800-663-2275 or FutureShop.ca
- Hansgrohe hansgrohe.ca
- Hauser Company Stores Head Office 1-800-268-7328 ext. 230 or hauserstores.com
- Home Depot homedepot.ca
- Honda Canada Inc. 1-888-9-HONDA-9 or honda.ca
- IKEA 1-800-661-9807 or ikea.ca
- Jergens jergens.ca
- La-Z-Boy Canada lazboy.com
- Leon's leons.ca
- McCormick Canada 1-800-265-2600
- Modern Country Interiors, Calgary 403-264-2601 or Duncan 250-746-1988 or moderncountryinteriors.com
- Multi-Cast Design Inc. 1-888-23-MULTI or multicastdesign.com
- National Home Show nationalhomeshow.com or 416-644-5400
- Nest Interiors 604-737-4704 or nesthome.ca
- Palazzetti 416-785-7190 or palazzetti.ca
- Panasonic Canada Inc. panasonic.ca
- Paramount Furniture 604-273-0155 or paramountfurniture.net
- Parasol Interiors 780-437-8002 or parasolinteriors.ca
- Perma-Wood Solariums 1-888-PERMA-WD or permawood.com
- Proactiv Solution www.proactivsolution.ca
- Roman Bath Centre 416-787-1219 or romanbathcentre.com
- Rousseau's 1-800-387-0242 or rousseaus.ca
- Scavolini scavolini.com or contact@scavolini.com
- Simply Closets 416-385-8855 or simplyclosets.ca
- Somerset Kitchens & Fine Cabinetry 416-663-1053 or somersestkitchens.com
- St. Ives stives.ca
- Starbucks Coffee Canada starbucks.ca
- Tiffany & Co. 1-800-265-1251 or Tiffany.ca
- Toorak Tile & Design (Tel) 604-739-5966 or (Fax) 604-739-6557
- Urban Mode 416-591-8834 or urbanmode.com
- Vi-Spring Canada 1-877-484-7774 or vispring.ca or info@vispring.ca
- Weavers Art (Tel) 416-929-7929 or 1-888-228-2456 or (Fax) 416-929-5929 or weaversart.com
- World Mosaic (B.C.) Ltd.

Remember the 'Little' moments?

Register with Big Brothers
Big Sisters Alumni and
share your mentoring
story. You could win
one of our monthly prizes
and reconnect with
old friends.

Rekindle the
magic today at

www.bbbsalumni.ca



CANADIAN
HOUSE & HOME

Your right to Privacy
is important.

On occasion we make our
subscriber list available
to carefully screened
companies whose product
or service we feel would
be of interest to our
subscribers.

If you would rather not receive
such offers please state this
request along with your full name
and address and email us at

**privacy@
hhmedia.com**


Or call

905-946-1021

Monday to Friday
between

9a.m. and 5 p.m. (EST)

Start a new career as an Interior Decorator



Become an interior decorator with QC Design School's comprehensive distance education course. You'll receive lesson books, DVDs, design projects, art supplies, a business start-up kit, and more.

You'll learn how to design custom kitchens, bathrooms, bedrooms, and living rooms that suit your client's unique tastes.

Your personal tutor, a professional decorator, will provide you with expert advice and ongoing support. When you graduate, you'll be certified as an International Design and Decorating Professional™.



Recognized by
CDECA
COUNCIL OF DESIGN EDUCATION



Call 1-800-267-1829
or visit www.qcdesignschool.com
for a FREE BROCHURE

CORK TILE

Quite possibly... "The Perfect Floor"



INTERIORS ONLY

2316 Bloor St. West, Toronto, Ontario
(416) 767-3666 or 1-800-332-0397

www.floor4you.com

CUSTOM TABLE PADS



FREE IN-HOME SERVICE • We Ship Anywhere
PTP™ Provincial Table Pads Ltd.

Toronto.....(416) 283-2508	Montreal... (514) 738-7936
Hamilton.....(905) 383-1343	Ottawa.....(613) 247-3334
Kitchener.....(519) 743-6489	Calgary.....(403) 714-4779
Windsor.....(519) 948-3140	Vancouver (604) 327-6631
Canada/US: 1-800-668-7439	www.ptpads.com

Echo's
DISCONTINUED
CHINA & SILVER



- We BUY & SELL china and silver patterns
- One of the largest inventories in Canada
- Shop online

1.800.663.6004
www.echoschina.com

DIRECTORY

H&H

For more information on how to participate in the
House & Home Directory
please contact Advertising Sales Department
416-593-0204 advertising@hhmedia.com



Cameron MacNeil answers your decorating questions.



1



2



3



4



5



Q I am having a difficult time decorating our principal bedroom. The headboard wall is papered in a subtle silver and white pattern, and the furniture is dark brown oak. I recently installed drapery hardware but I have no idea what colour or pattern of drapery to hang. I would love to hear any suggestions. — **R.P.**

A Welcoming Haven

Warming up a principal bedroom.

A **ADD BOTANICAL DRAPERY**
 Drapery panels will certainly add some colour and pattern. Choose a fabric like Romo's Amaia in Wasabi (7359/04) (*shown*; romo.com) — it's a large-scaled botanical with taupe, green-grey and a nice accent of yellowish green. Have the drapes sewn with an inverted pleat heading and hang them on dark metal rings.

BREAK UP WOOD TONES
 Your wood furniture is quite nice, but all of it together seems a bit heavy. To vary the look, paint your bedside tables in Bone White (516-3) by Pittsburgh Paints (*shown*; pittsburghpaints.com). A new wall colour, like Pittsburgh Paints' Light Sage (409-4) (*shown*) will pick up on the new drapery.

UPDATE LAMPS
 Your current lampshades are too traditional, so switch them out for a drum or round tapered style in black linen or paper. Move the floor lamp by the chair to the other side of the chair — its current position crowds the bedside lamps.

BRING IN TEXTURE
 A new coverlet on the bed will add interest and texture. House & Home's Hotel Diamond Piqué coverlet in Chocolate or Latte (*shown*; at Home Outfitters, homeoutfitters.com) has a nice quilted pattern and the rich browns will harmonize with your bed frame. Add a pair of accent pillows from House & Home's Hotel Crest collection (*shown*; homeoutfitters.com.). The contrasting border will work well with the botanical-print drapery and brown coverlet. An area rug will also help soften the look. Try Madeline Weinrib's Platinum Westley cotton rug (*shown*; ycocarpets.com).

- 1. Madeline Weinrib Platinum Westley rug, Y&Co.
- 2. Amaia fabric in Wasabi (7359/02), Romo.
- 3. Paint in Light Sage (409-4) (left) and Bone White (516-3), Pittsburgh Paints.
- 4. House & Home Hotel Monogram pillow, The Bay.
- 5. House & Home Hotel Diamond Piqué coverlet in Chocolate and Latte, Home Outfitters.



ASK HOUSEANDHOME.COM

Click **DESIGN** to send your questions and photos to Ask A Designer™.

Nights you'll remember
for light years.



©Disney/Pixar

Whether you're gasping at the dazzling Disney fireworks at one of our themed deck parties, or taking in a wonderful musical at the spectacular *Walt Disney Theatre*, how do we make sure a Disney cruise is a storybook vacation for everyone in your family? Well, if we told you that it wouldn't be magic, now would it? To learn more go to disneycruise.com/magic, call 1-800-317-4864, or visit your Travel Agent.



Disney CRUISE LINE

Where dreams come true

©Disney Ships' Registry: The Bahamas.



Clothing,
Miu Miu.

Alice's Adventures in Wonderland and Through the Looking Glass by Lewis Carroll (Everyman's Library, 1992), Indigo.



Multi-Phlox cachepot,
John Derian.



White Rabbit
pillow cover, Nuka.



Melt Meee
chandelier,
Amarynth.



Alice in
Wonderland
playing cards,
Prospero Art.



Alice in Wonderland

Produced by MEG CROSSLEY | Text by ARREN WILLIAMS

Take one ingenue, add a surreal fantasyland peppered with oddly attired characters, including bloodthirsty royalty and a crazed milliner, and what do you get? No, not the story behind John Galliano's latest collection, this is all about Alice in Wonderland, and the tale's hotter-than-hot treatment in the hands of filmmaker Tim Burton. When it opens in March, we're expecting a visually sumptuous feast that's inspiring and edgy. And, of course, Johnny Depp!

Speaking of inspiring, while Lewis Carroll's novel first dazzled children in 1866, it's Sir John Tenniel's quirky illustrations of Alice that are on trend now, making an impression on cushions, drinking glasses and playing cards. Not to mention the storybook feel of Starck's decidedly odd Melt Meee chandelier and John Derian's Victorian découpage wonders. So, gather the kids, plunk yourself down in that cool hooded chair and delight them with a chapter of Alice's adventures.

French Canopy
chair, Artistic Frame.



Christian Louboutin Corto
heels, Holt Renfrew.



Wonderland
glasses,
Urban
Outfitters.




Sourcing and styling by Arren Williams/Photography by Jessica Lin (cards, glass, shoes, book)/First View (clothing)



introducing Tazo[®] full-leaf tea at Starbucks



natural blends of premium full-leaf teas,
botanicals and spices selected for their enticing
flavours and aromas



TAKE CARE
OF WHAT YOU WEAR
EVERY DAY

Jergens® Ultra Care lotion's rich, fast-absorbing formula
deeply penetrates to triple your skin's moisture content.
The result? Soothing relief from dry skin, all day long.



Find out which Jergens moisturizer is right for your skin needs at www.jergens.ca.